



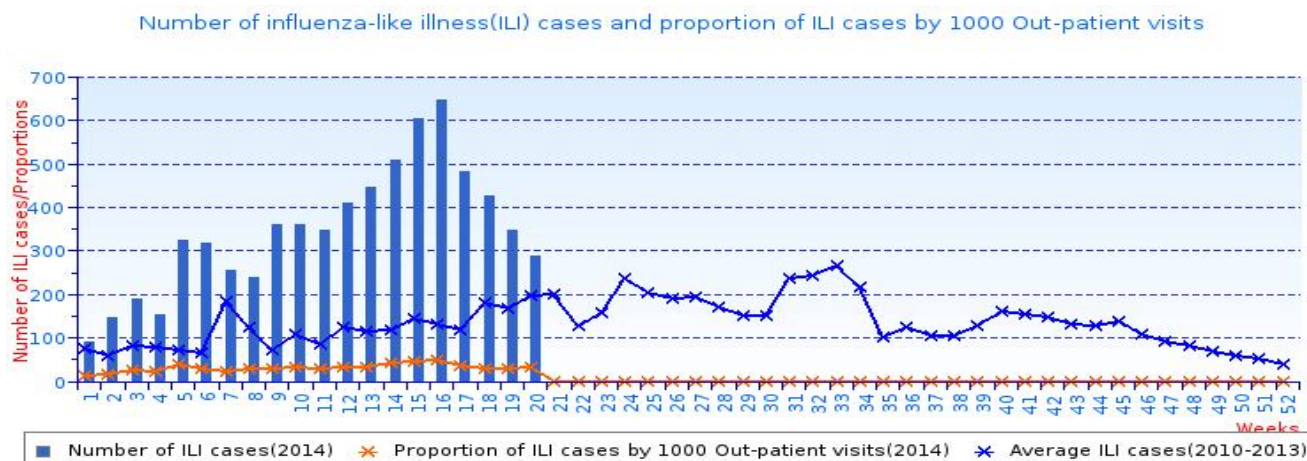
**Influenza-like-illness (ILI) and Severe Acute Respiratory Infection (SARI) surveillance, Week 20 (May 12 –May 18, 2014)**

**Synopsis**

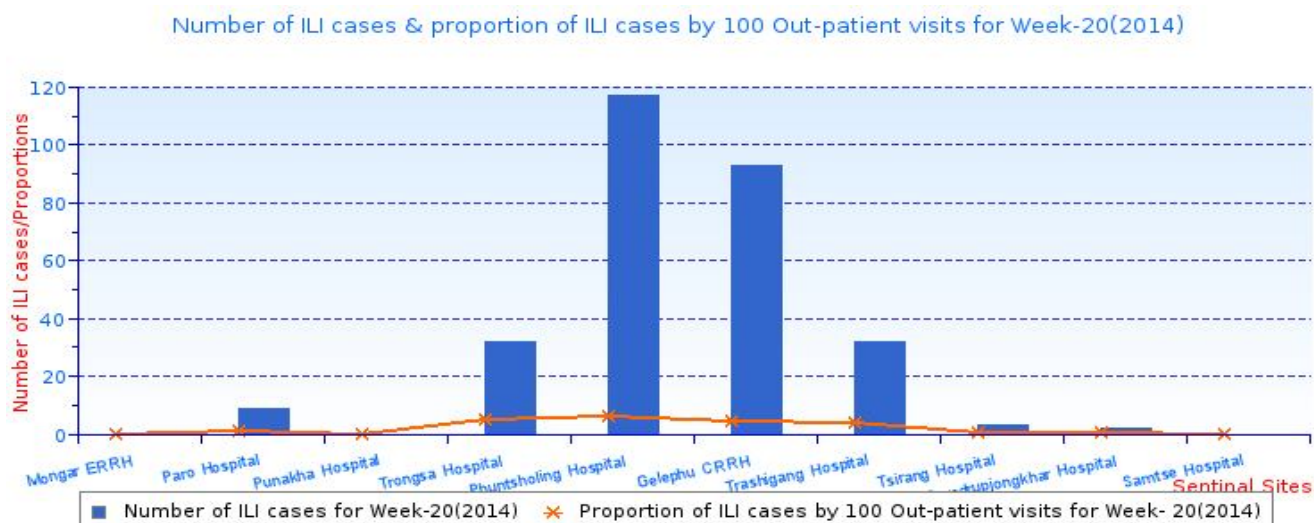
The incidence of ILI and SARI for the week was 31.81/1000 outpatient visits and 4/100 hospitalized patients respectively. The highest incidence ILI cases were reported from Phuntsholing Hospital and SARI from Tsirang and Trashigang hospital. The ILI cases are commonly observed among age group 15-29 year while 0-1 age groups were observed among SARI cases. From **13** samples received and tested by Real Time PCR, positivity rate was **23.07%** and, **Influenza A/Pdm09** was found dominant circulating strain followed by **Influenza A/H3**.

**1. Influenza Like-Illness (ILI) surveillance**

Average ILI incidence in the sentinel sites for the week was 31.81 cases per 1000 outpatient visit which is higher than the previous week (Figure 1). The highest ILI incidence for the week among sentinel sites was observed in Phuntsholing Hospital (117 cases) followed by Gelephu Hospital (93 cases) respectively (Figure 2).



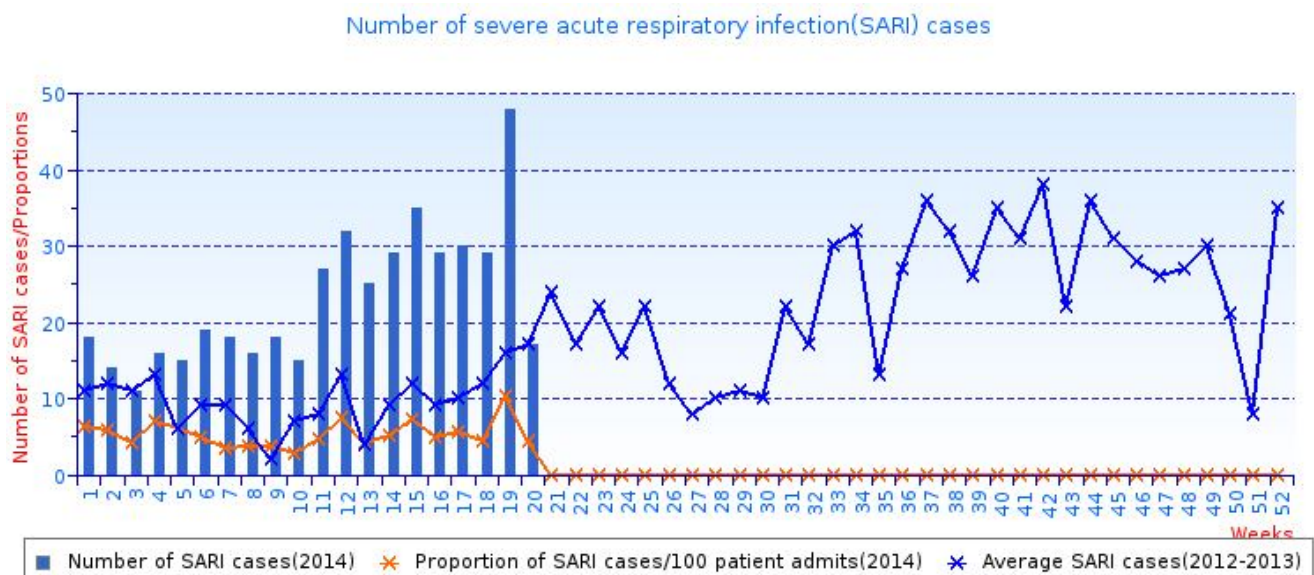
**Figure 1:** Average number of ILI cases reported for 20<sup>th</sup> week and previous weeks. (Data source: **Online** weekly reporting from sentinel sites).



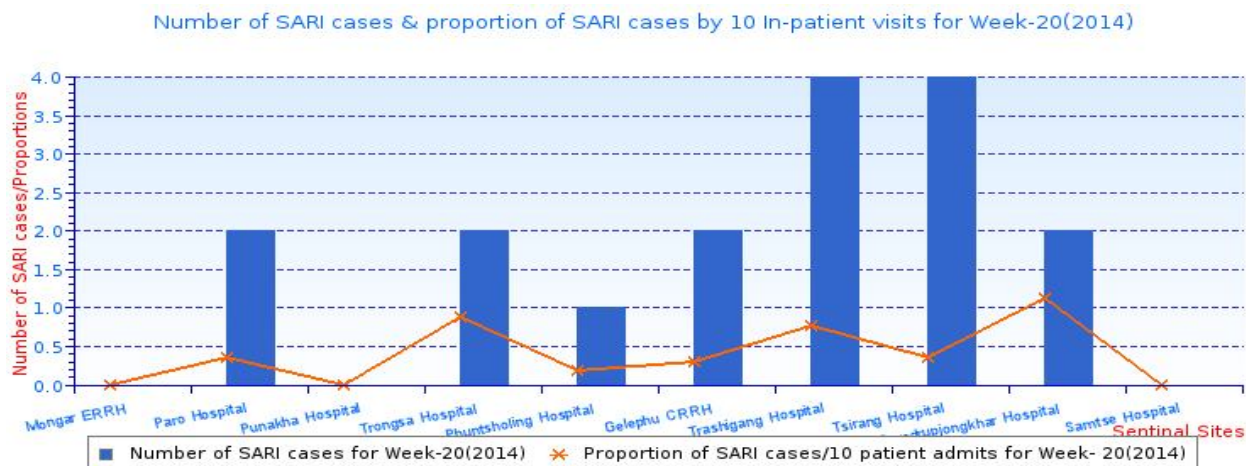
**Figure 2:** The number of ILI cases reported by sites (Data source: **Online** weekly reporting from sentinel sites).

## 2. Severe Acute Respiratory Infections (SARI) surveillance

Average SARI incidence in the sentinel sites for the week was 4 SARI cases per 100 hospitalized patients which is lower than the previous week (Figure 3). The highest SARI incidence for the week among sentinel sites was observed in Trashigang and Tsirang Hospital (4 SARI cases each). Few sites have reported zero SARI case (Figure 4).



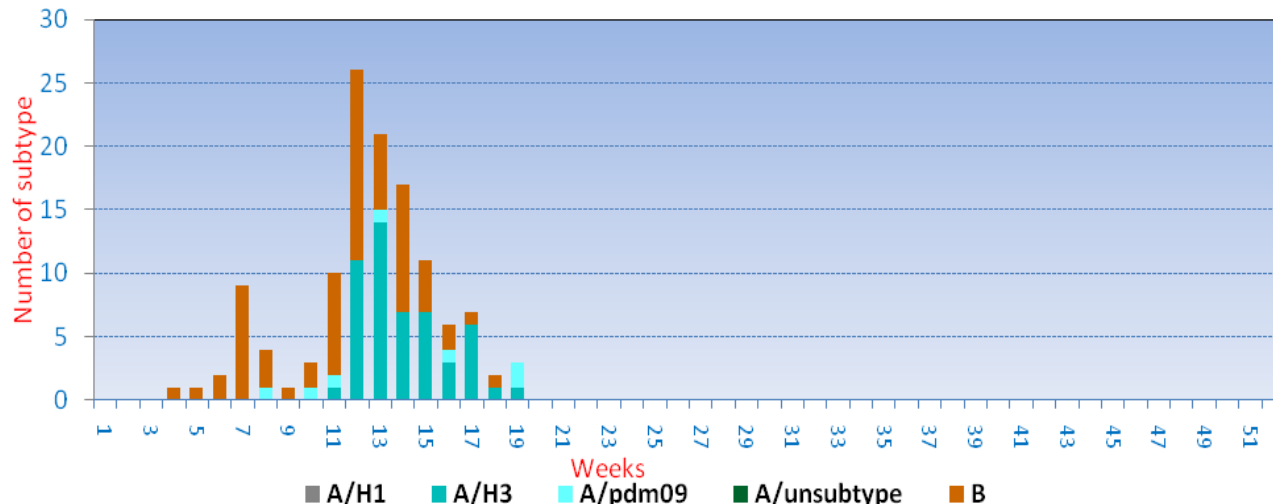
**Figure 3:** Average number of SARI cases reported for 20<sup>th</sup> week and previous weeks. (Data source: **Online** weekly reporting from sentinel sites).



**Figure 4:** The number of SARI cases reported by sites (Data source: **Online** weekly report from sentinel sites).

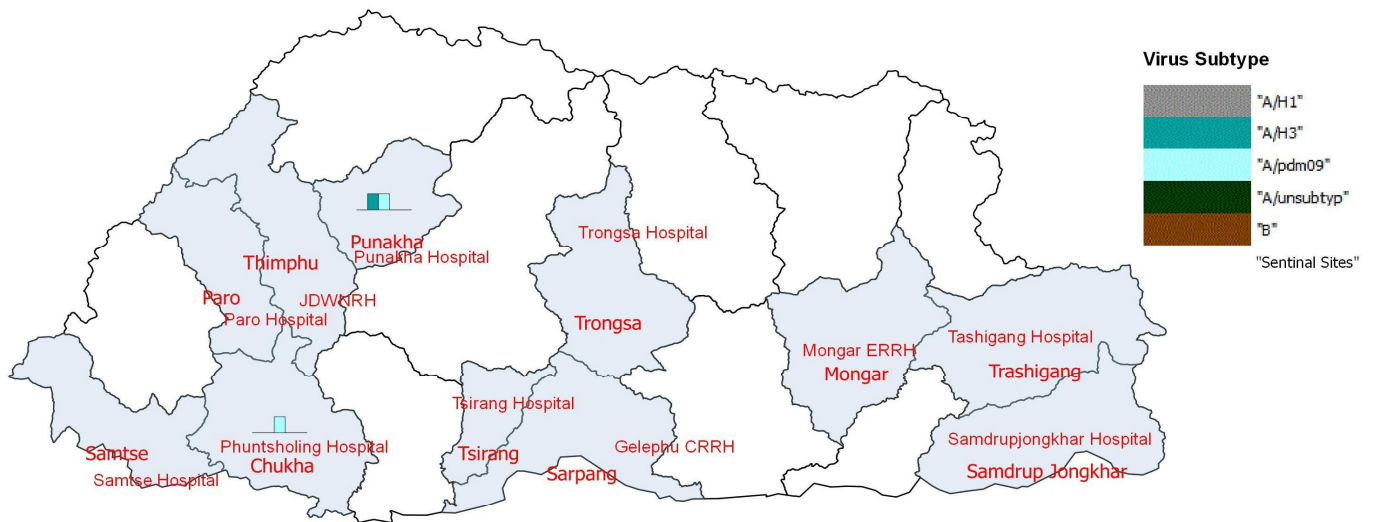
### 3. Virological Surveillance

Of total 13 samples tested by RT-PCR, 3/13 (**23.07%**) were positive for Influenza viruses (A/Pdm09- 2, A/H3- 1) however few sites have not collected samples. No SARI sample was received (Figure 5 & Table 1).



**Figure 5:** Trend of influenza virus subtype by week

(Note: Virological surveillance data is for week 19)



**Figure 6:** Influenza subtype virus by sentinel sites.

**Table 1:** ILI/SARI samples received from sentinel sites for the week 19<sup>th</sup> of 2014.

Sl. No	Surveillance sites	No. of samples received	Influenza virus type and subtype				
			A/H1	A/H3	A/pdm09	A/unsubtyped	B
1	Mongar RR Hospital						
2	JDWNRH, Thimphu	3					
3	Paro Hospital						
4	Punakha Hospital	2		1	1		
5	Trongsa Hospital						
6	Phuntsholing Hospital	4			1		
7	Gelephu RR Hospital						
8	Tashigang Hospital						
9	Tsirang Hospital						
10	S/Jongkhar Hospital						
11	Samtse hospital	4					
	<b>Total</b>	13		1	2		
<p><b>Note: Weekly sample target for the surveillance is minimum 50 samples ( i.e. 4-5 samples per site weekly)</b></p>							

#### 4. Age Distribution among ILI and SARI cases

ILI and SARI cases was commonly observed in age group 15-29 and 0-1 years of age respectively (Table 2)

**Table 2:** ILI and SARI age categorization

Age (Years)	ILI		SARI	
	Number	Proportion (%)	Number	Proportion (%)
0-1	51	17.71	5	29.41
2-4	51	17.71	3	17.65
5-14	41	14.24	3	17.65
15-29	77	26.74	2	11.76
30-64	54	18.75	2	11.76
65+	14	4.86	2	11.76

#### 5. Influenza Outbreaks

No flu outbreak was reported during week 20 (May) 2014.