

PUBLIC HEALTH LABORATORY



Influenza-like-illness (ILI) and Severe Acute Respiratory Infection (SARI) surveillance, Week 28 (7th Jun - 13th Jul, 2014)

Synopsis

The incidence of ILI and SARI for the week was 29/1000 outpatient visits and 3/100 hospitalized patients respectively. The highest incidence of ILI cases were reported from Phuntsholing Hospital and SARI from Gelephu Hospital. The ILI cases were commonly observed among age group 15-29 year while SARI cases were observed among 0-1 and 2-4 year age group. From **23** samples received and tested by Real-Time RT-PCR, positivity rate was **78.28%**. **Flu A/H3, Flu B** and **Flu A/Pdm09** were found dominant circulating strain for the week.

1. Influenza Like-Illness (ILI) surveillance

Average ILI incidence in the sentinel sites for the week was 29 cases per 1000 outpatient visits which are slightly higher to the previous week (Figure 1). The highest ILI incidence for the week among sentinel sites was observed in Phuntsholing Hospital (120 cases) followed by Gelephu Hospital (89 cases) respectively. Paro, Trashigang and Trongsa Hospital have not reported for the week (Figure 2).

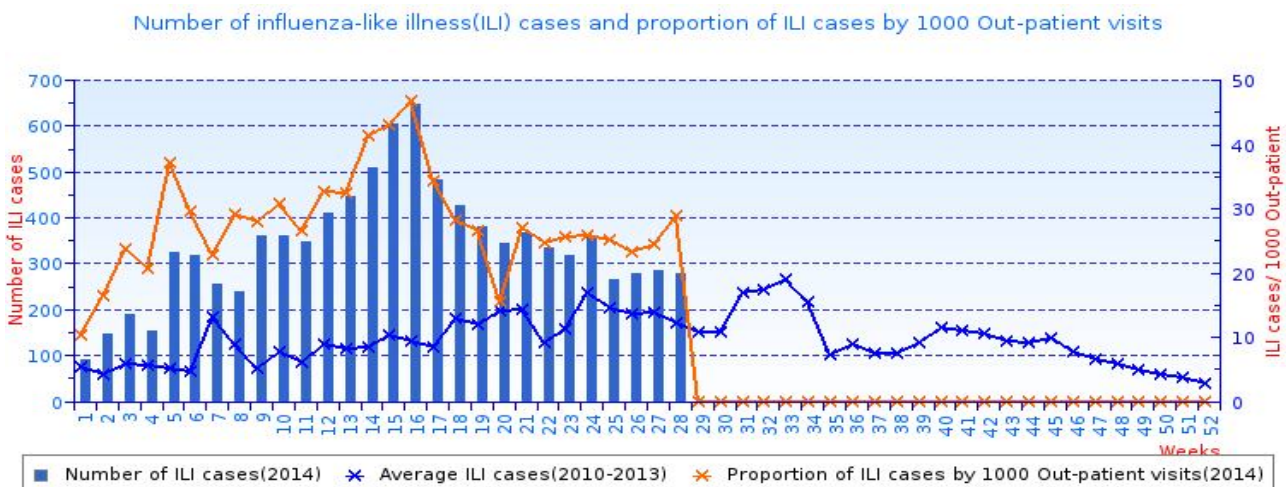


Figure 1: Average number of ILI cases reported for 28th week and previous weeks. (Data source: **Online** weekly reporting from sentinel sites).

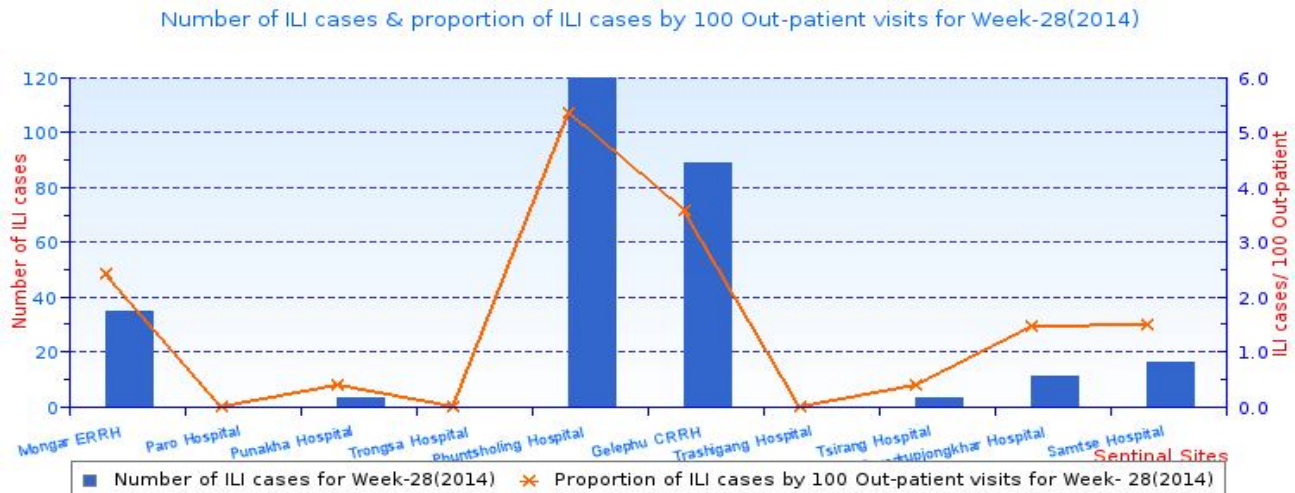


Figure 2: The number of ILI cases reported by sites (Data source: **Online** weekly reporting from sentinel sites).

2. Severe Acute Respiratory Infections (SARI) surveillance

Average SARI incidence in the sentinel sites for the week was 3 SARI cases per 100 hospitalized patients which is slightly lower to the previous week (Figure 3). The highest SARI incidence for the week among sentinel sites was observed in Gelephu Hospital (6 SARI cases). Paro, Trashigang and Trongsa Hospital have not reported for the week (Figure 4).

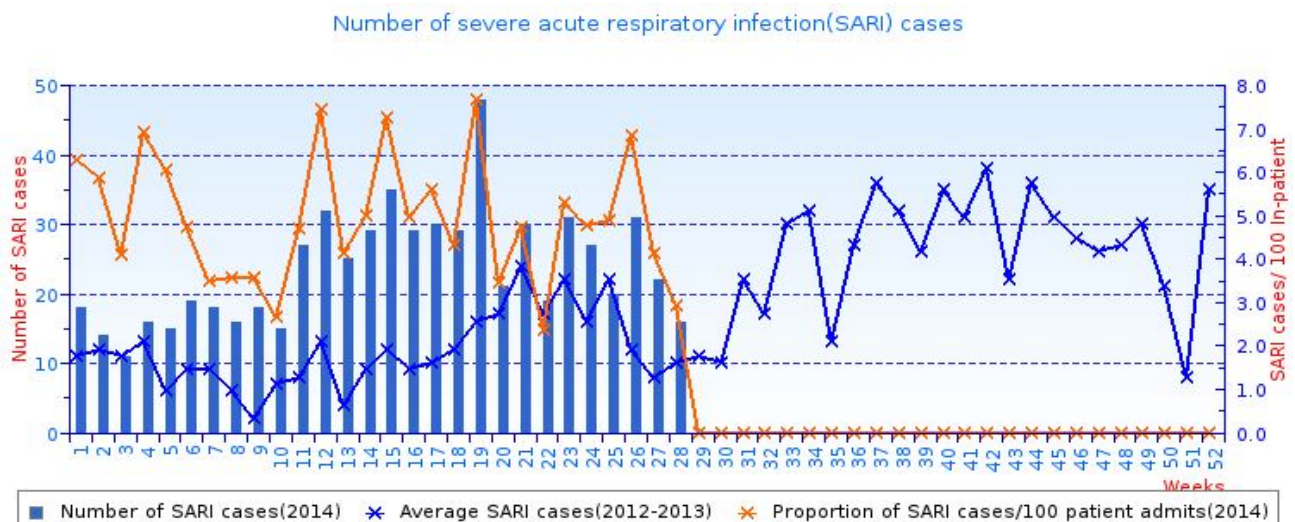


Figure 3: Average number of SARI cases reported for 28th week and previous weeks. (Data source: **Online** weekly reporting from sentinel sites).

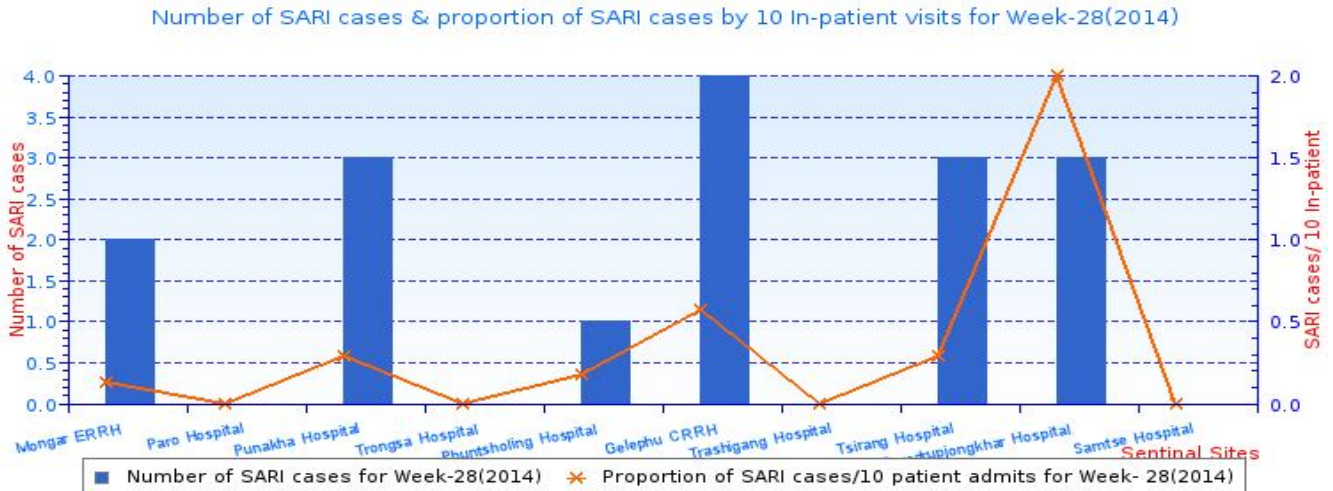


Figure 4: The number of SARI cases reported by sites (Data source: **Online** weekly report from sentinel sites).

3. Virological Surveillance

Of total **23** samples tested by RT-PCR, 18/23 (**78.28%**) were positive for Influenza viruses (Flu A/H3- 14, Flu A/Pdm09-1 and Flu B- 3) however few sites have not collected samples. Total of **3** SARI sample were received from Punakha hospital. Samples were tested negative for Influenza A and B (Figure 5 & Table 1).

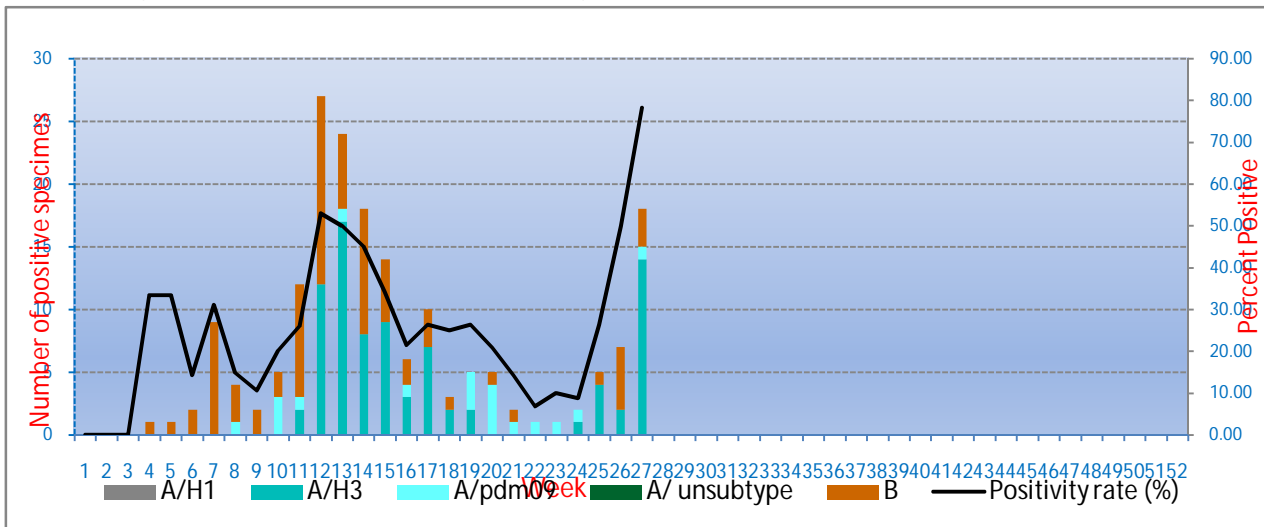


Figure 5: Trend of influenza virus subtype by week
(Note: Virological surveillance data is for week 27)

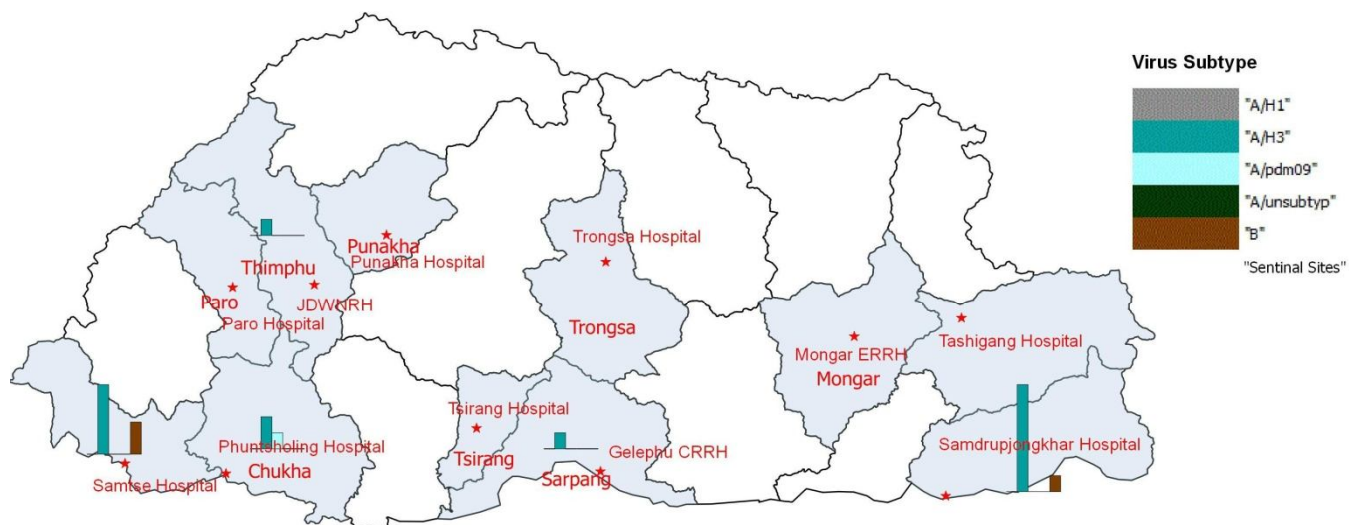


Figure 6: Influenza subtype virus by sentinel sites.

Table 1: ILI/SARI samples received from sentinel sites for the week 27 of 2014.

Sl. No	Surveillance sites	No. of samples received	Influenza virus type and subtype				
			A/H1	A/H3	A/pdm09	A/unsubtyped	B
1	Mongar RR Hospital	0					
2	JDWNRH, Thimphu	1		1			
3	Paro Hospital	1					
4	Punakha Hospital	0					
5	Trongsa Hospital	0					
6	Phuntsholing Hospital	3		2	1		
7	Gelephu RR Hospital	1		1			
8	Trashigang Hospital	1					
9	Tsirang Hospital	0					
10	S/Jongkhar Hospital	10		6			1
11	Samtse hospital	6		4			2
	Total	23		14	1		3
Note: Weekly sample target for the surveillance is minimum 50 samples (i.e. 4-5 samples per site weekly)							

4. Age Distribution among ILI and SARI cases

ILI cases were commonly observed in age group 15-29 and SARI cases were commonly observed in age group 0-1 and 2-4 years of age (Table 2).

Table 2: ILI and SARI age categorization

Age (Years)	ILI		SARI	
	Number	Proportion (%)	Number	Proportion (%)
0-1	36	12.99	6	37.5
2-4	45	16.24	6	37.5
5-14	54	19.49	3	18.75
15-29	73	26.35	1	6.25
30-64	59	21.29	0	0
65+	10	3.61	0	0

5. Influenza Outbreak

No Flu outbreak was reported during the week.

6. Death due to SARI/Pneumonia

No death case was reported during this week.