



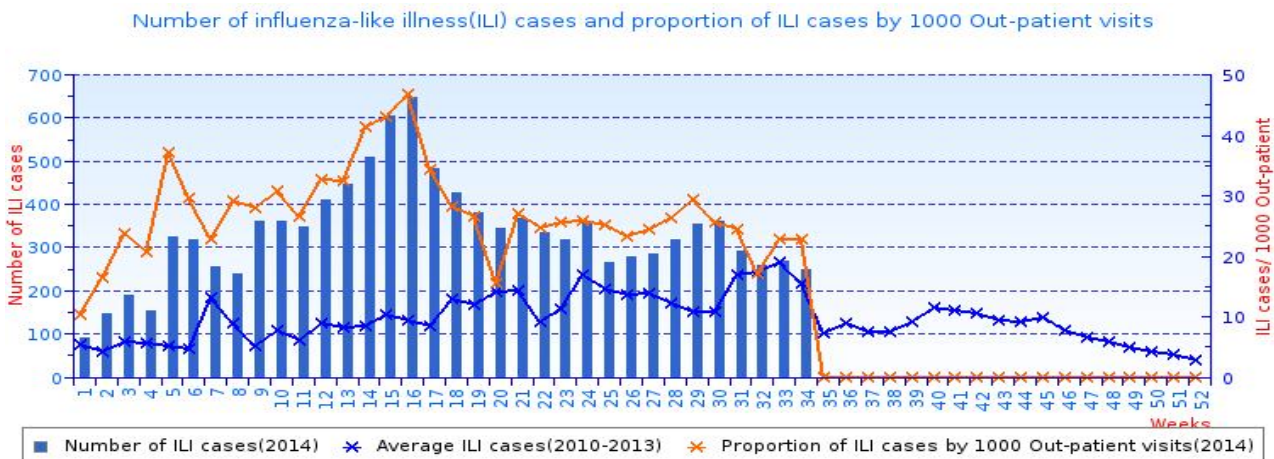
**Influenza-like-illness (ILI) and Severe Acute Respiratory Infection (SARI) surveillance, Week 34 (17-23<sup>th</sup> August, 2014)**

**Synopsis**

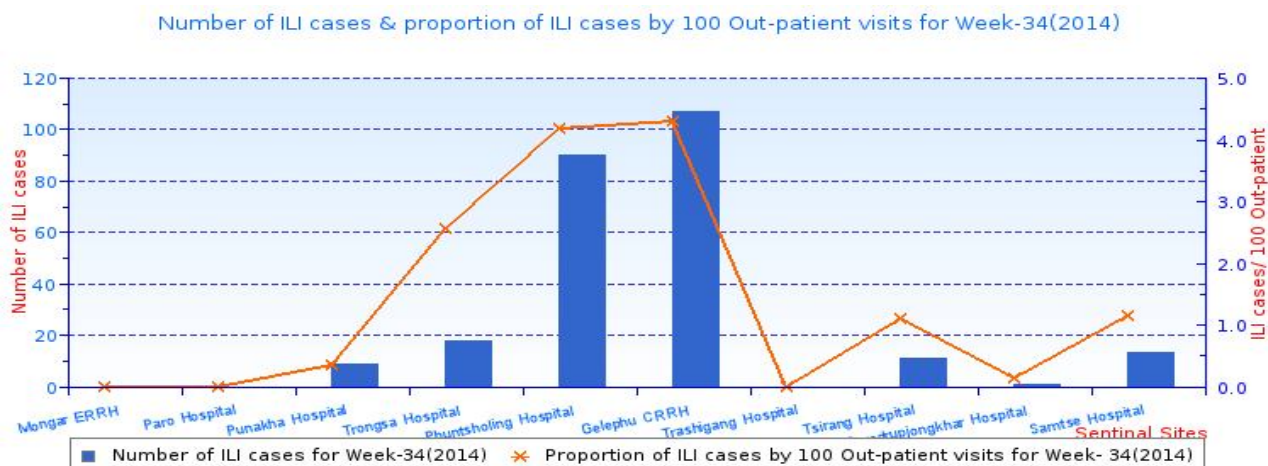
The incidence of ILI and SARI for the week was 23/1000 outpatient visits and 5/100 hospitalized patients respectively. The highest incidence of ILI cases were reported from Gelephu and SARI from Tsirang Hospital. The ILI cases were commonly observed among age group 15-29 years while SARI cases were observed among 0-1 year age group. From **30** samples received and tested by Real-Time RT-PCR, positivity rate was **30%**. **Flu B and Flu A/H3** was found dominant circulating strains for the week.

**1. Influenza Like-Illness (ILI) surveillance**

Average ILI incidence in the sentinel sites for the week was 23 cases per 1000 outpatient visits which is similar to the previous week (Figure 1). The highest ILI incidence for the week among sentinel sites was observed in Gelephu Hospital (107 cases) followed by Phuntsholing Hospital (90 cases) respectively. Trashigang, Mongar and Paro hospital have not reported for the week (Figure 2)



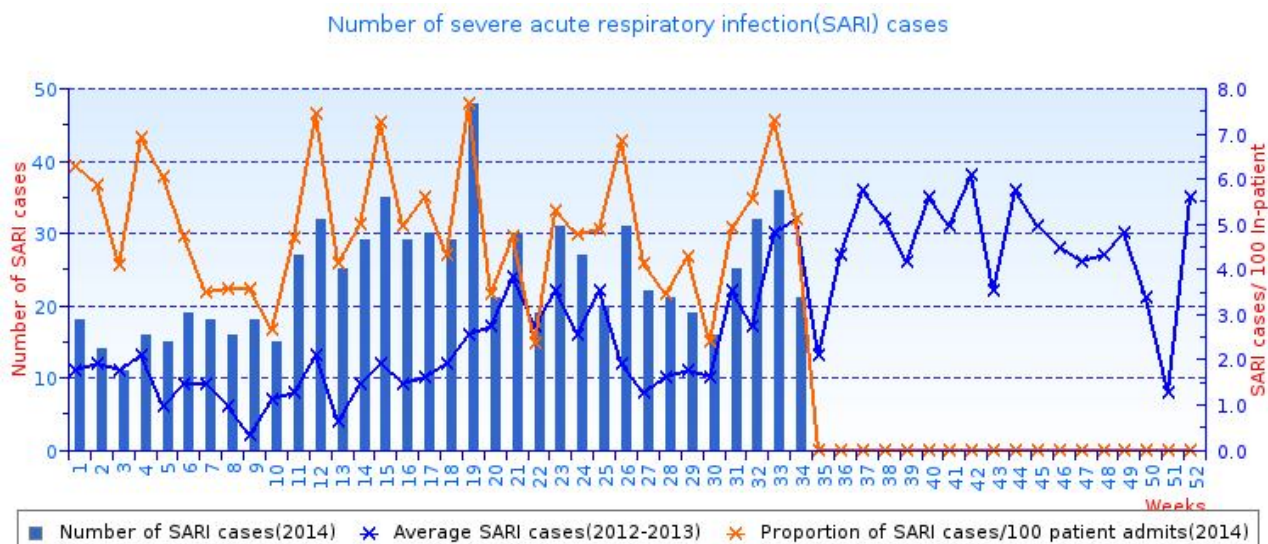
**Figure 1:** Average number of ILI cases reported for 34<sup>th</sup> week and previous weeks. (Data source: **Online** weekly reporting from sentinel sites.



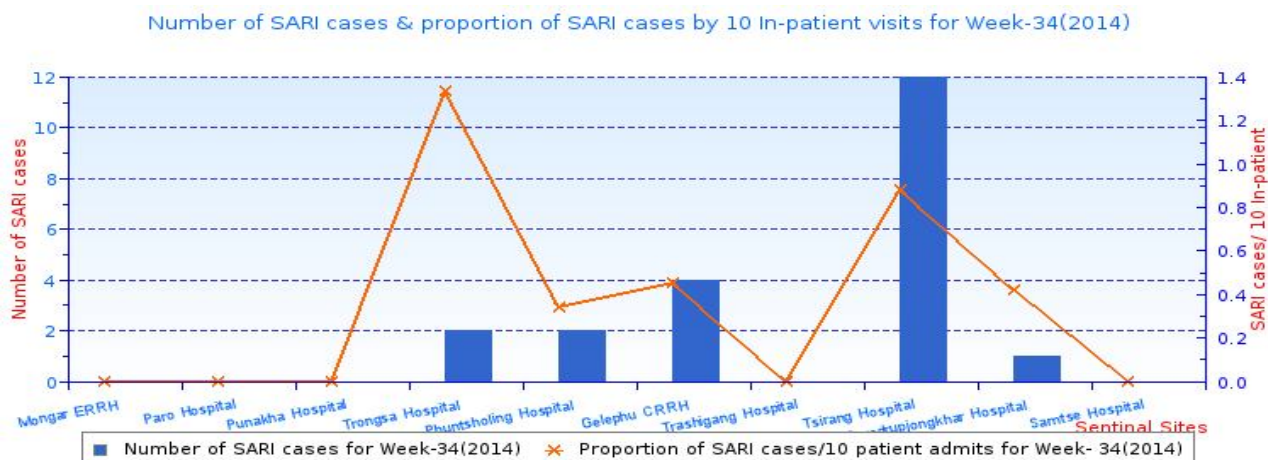
**Figure 2:** The number of ILI cases reported by sites (Data source: **Online** weekly reports from sentinel sites).

## 2. Severe Acute Respiratory Infections (SARI) surveillance

Average SARI incidence in the sentinel sites for the week was 5 SARI cases per 100 hospitalized patients which is slightly lower than the previous week (Figure 3). The highest SARI incidence for the week among sentinel sites was observed in Tsirang Hospital (12 SARI cases). Trashigang, Mongar and Paro Hospital have not reported for the week (Figure 4).



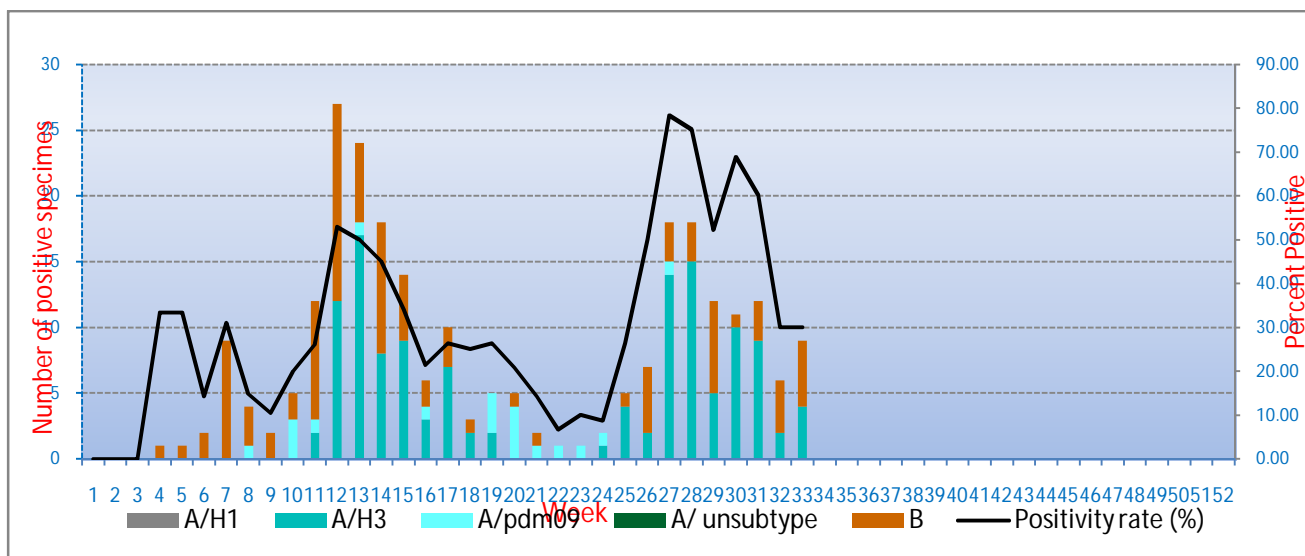
**Figure 3:** Average number of SARI cases reported for 34<sup>th</sup> week and previous weeks. (Data source: **Online** weekly reporting from sentinel sites).



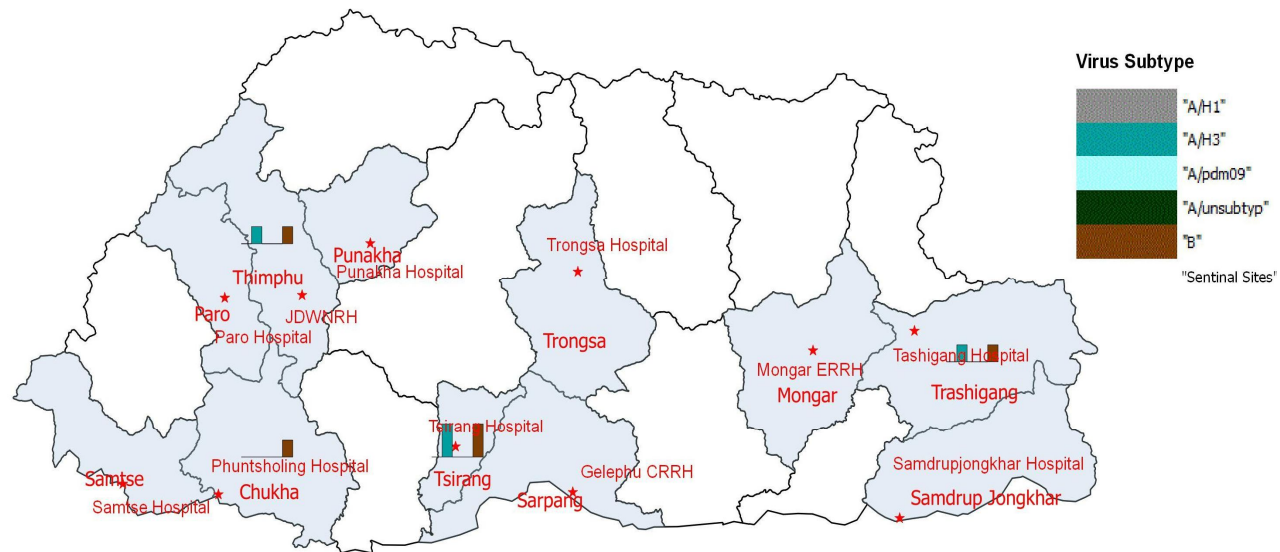
**Figure 4:** The number of SARI cases reported by sites (Data source: **Online** weekly reports from sentinel sites).

### 3. Virological Surveillance

Of total **30** samples tested by RT-PCR, 9/30 (**30%**) were positive for Influenza viruses (Flu A/H3- 4, and Flu B- 5) however few sites have not collected samples. Two SARI sample was received for virological investigation and it was tested negative for Influenza virus (Figure 5 & Table 1).



**Figure 5:** Trend of influenza virus subtype by week, current week 33, 2014



**Figure 6:** Influenza subtype virus by sentinel sites.

**Table 1:** ILI/SARI samples received from sentinel sites for the week 33 of 2014.

| Sl. No  | Surveillance sites    | No. of samples received | Influenza virus type and subtype |      |         |              |   |
|---|-----------------------|-------------------------|----------------------------------|------|---------|--------------|---|
|   |                       |                         | A/H1                             | A/H3 | A/pdm09 | A/unsubtyped | B |
| 1   | Mongar RR Hospital    | 1                       |                                  |      |         |              |   |
| 2   | JDWNRH, Thimphu       | 6                       |                                  | 1    |         |              | 1 |
| 3   | Paro Hospital         | 3                       |                                  |      |         |              |   |
| 4   | Punakha Hospital      | 0                       |                                  |      |         |              |   |
| 5   | Trongsa Hospital      | 0                       |                                  |      |         |              |   |
| 6   | Phuntsholing Hospital | 5                       |                                  |      |         |              | 1 |
| 7   | Gelephu RR Hospital   | 0                       |                                  |      |         |              |   |
| 8   | Trashigang Hospital   | 2                       |                                  | 1    |         |              | 1 |
| 9   | Tsirang Hospital      | 11                      |                                  | 2    |         |              | 2 |
| 10  | S/Jongkhar Hospital   | 0                       |                                  |      |         |              |   |
| 11  | Samtse hospital       | 2                       |                                  |      |         |              |   |
|   | <b>Total</b>          | 30                      |                                  | 4    |         |              | 5 |
| <p><b>Note: Weekly sample target for the surveillance is minimum 50 samples ( i.e. 4-5 samples per site weekly)</b></p> |                       |                         |                                  |      |         |              |   |

#### 4. Age Distribution among ILI and SARI cases

ILI cases were commonly observed in age group 15-29 and SARI cases were commonly observed in 0-1 years of age group (Table 2).

**Table 2:** ILI and SARI age categorization

| Age (Years) | ILI    |                | SARI   |                |
|-------------|--------|----------------|--------|----------------|
|             | Number | Proportion (%) | Number | Proportion (%) |
| 0-1         | 44     | 17.67          | 9      | 42.86          |
| 2-4         | 49     | 19.68          | 5      | 23.81          |
| 5-14        | 46     | 18.57          | 3      | 14.29          |
| 15-29       | 57     | 22.89          | 0      | 0              |
| 30-64       | 50     | 20.08          | 2      | 9.52           |
| 65+         | 3      | 1.20           | 2      | 9.52           |

#### 5. Influenza Outbreak

No Flu outbreak was reported during the week.

#### 6. Death due to SARI/Pneumonia

No death case was reported during the week.