



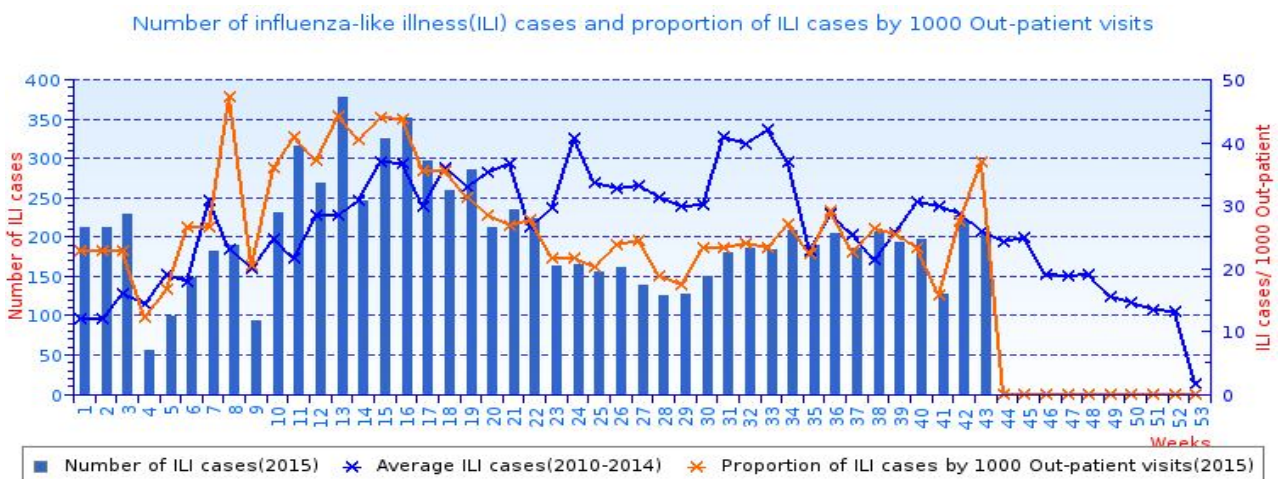
**Influenza-like-illness (ILI) and Severe Acute Respiratory Infection (SARI) surveillance, Week 43 (19<sup>th</sup>-25<sup>th</sup> Oct, 2015)**

**Synopsis**

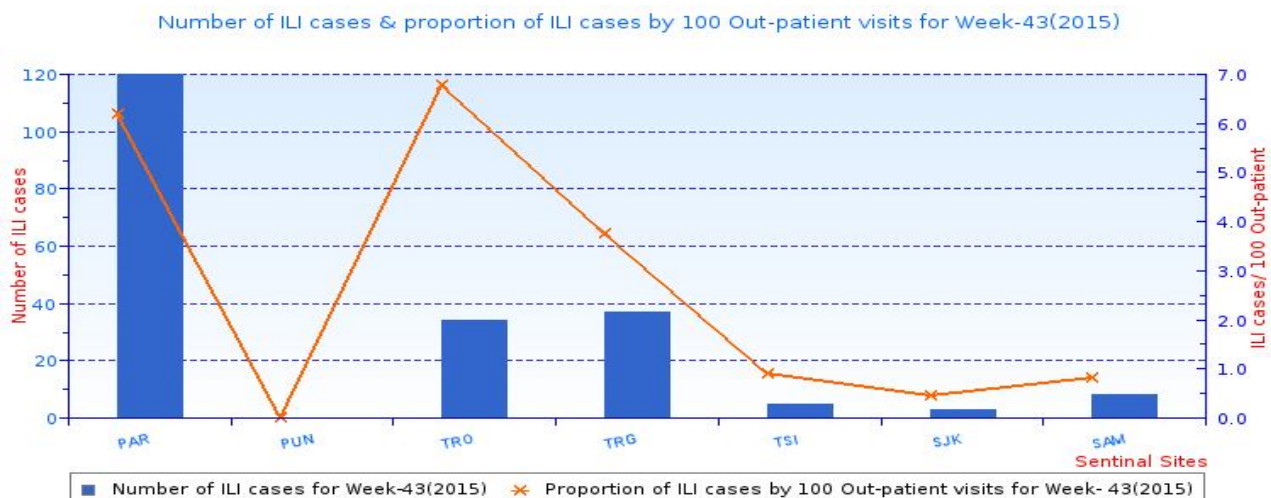
The incidence of Influenza-like-illness (ILI) and Severe Acute Respiratory Infection (SARI) for the week was 36/1000 outpatient visits and 5/100 hospitalized patients respectively. The highest incidence for ILI cases were reported from Paro Hospital, and SARI from Mongar Hospitals. ILI cases were mostly observed among age group of 5-14 years and SARI cases among 0-1 years. From **10** ILI samples received and tested by Real-Time RT-PCR, all were found negative.

**1. Influenza Like-Illness (ILI) surveillance**

Average ILI incidence in the sentinel sites for the week was 36 cases per 1000 outpatient visits, which is higher than the previous week (Figure 1). The highest ILI incidence for the week among sentinel sites was observed in Paro Hospital (120 cases) followed by Trashigang Hospital (37 cases). Except for Punakha Hospital, all the sentinel sites (Hospitals) have reported for the week (Figure 2).



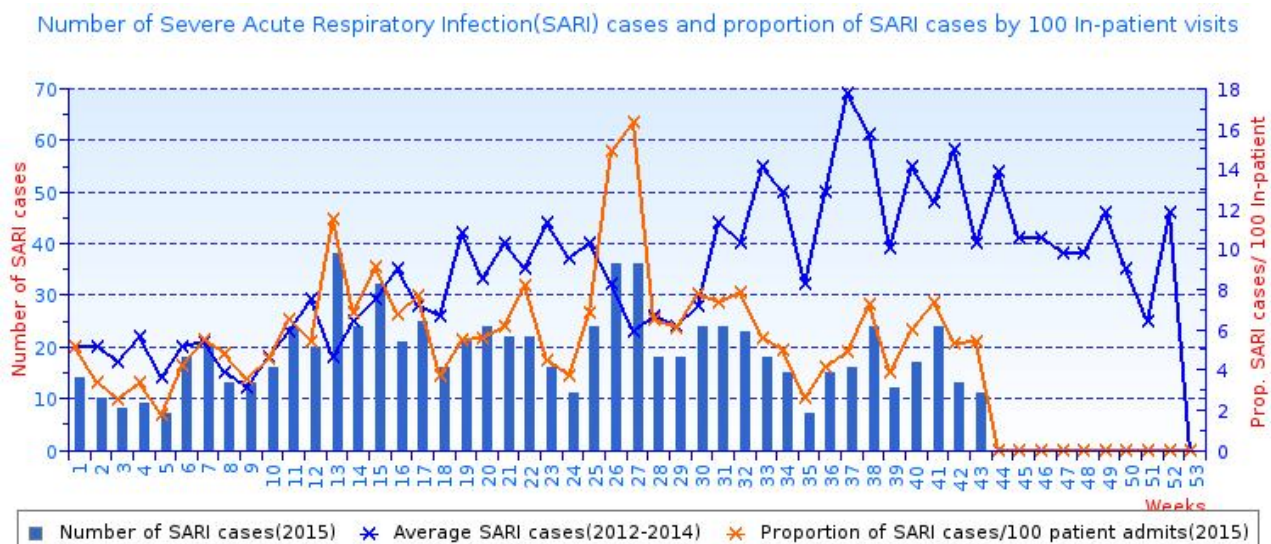
**Figure 1:** Average number of ILI cases reported for week 43 and previous weeks. (Data source: Online weekly reporting from sentinel sites).



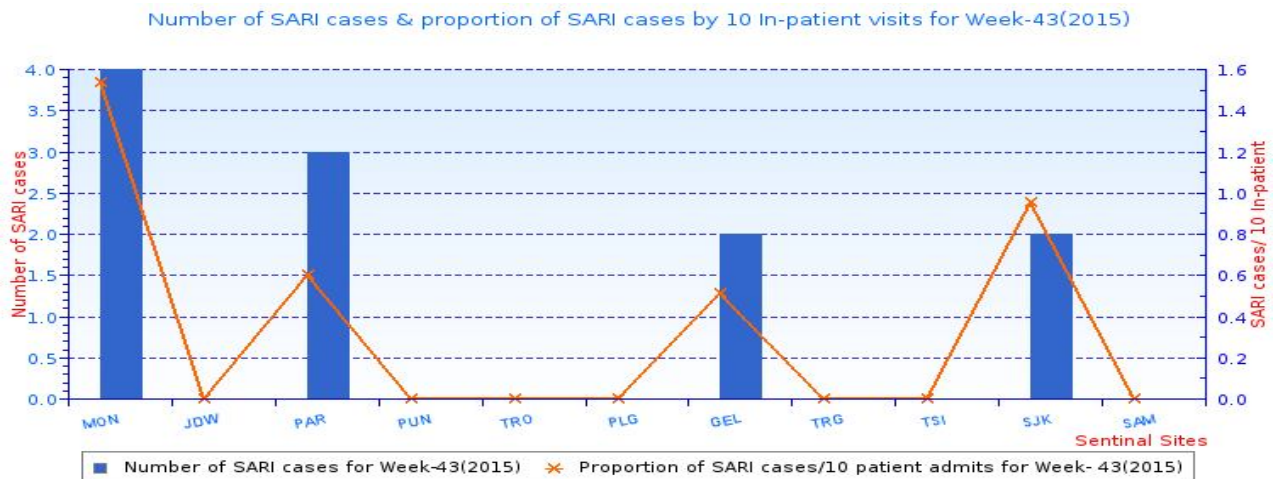
**Figure 2:** The number of ILI cases reported by sites (Data source: Online weekly reports from sentinel sites).

## 2. Severe Acute Respiratory Infections (SARI) surveillance

Average SARI incidence in the sentinel sites for the week was 5 SARI cases per 100 hospitalized patients, which is similar to the previous week (Figure 3). The highest SARI incidence for the week among sentinel sites was observed in Mongar Hospital (4 cases). Thimphu, Trongsa, Phuntsholing, Trashigang and Samtse Hospitals (sentinel sites) have not reported for the week (Figure 4).



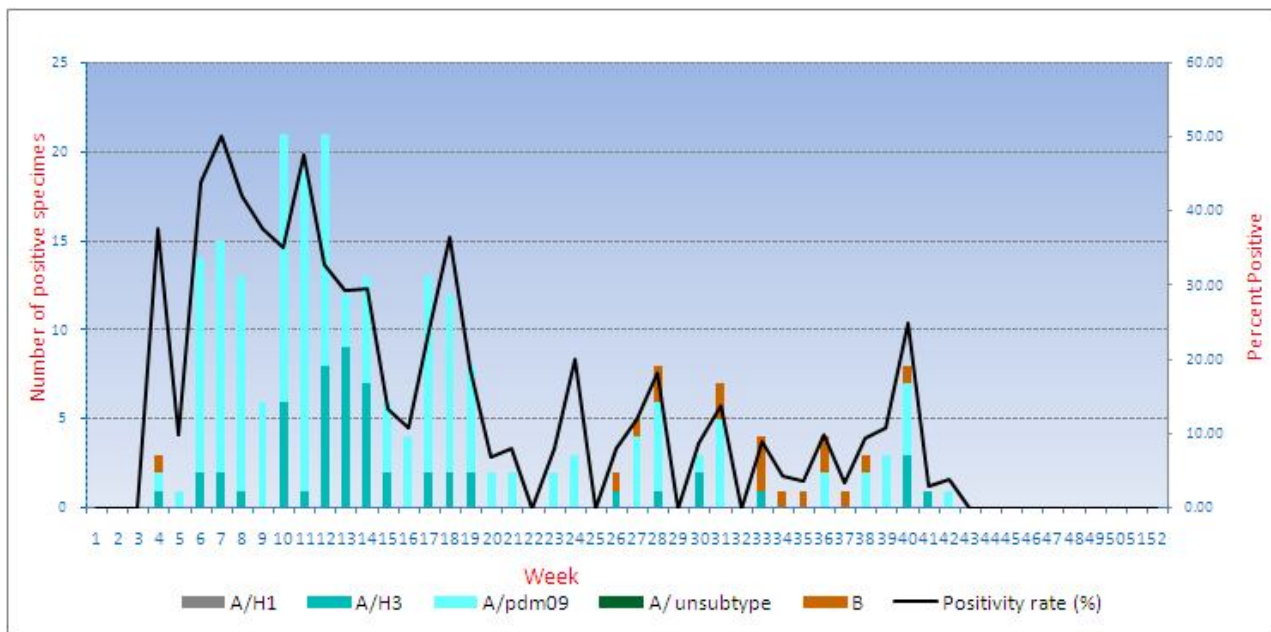
**Figure 3:** Average number of SARI cases reported for week 43 and previous weeks (Data source: Online weekly reporting from sentinel sites).



**Figure 4:** The number of SARI cases reported by sites (Data source: Online weekly reports from sentinel sites).

### 3. Virological Surveillance

Of total **10** samples tested by RT-PCR, all were found negative (Figure 5 & Table 1).



**Figure 5:** Trend of influenza virus subtype by week (**Note:** Virological surveillance data is till week 43)

Total of 8 SARI samples were received and tested by RT-PCR, all were found negative for Influenza type viruses (Table 1)

**Table 1:** ILI/SARI samples received from sentinel sites for week 43, 2015.

Sl. No	Surveillance sites	No. of ILI samples		No. of SARI samples		Influenza virus type and subtype				
		Previous weeks**	Week 43	Previous weeks**	Week 43	A/H1	A/H3	A/pdmH1	subtyped	Flu B
1	Mongar RR Hospital	-	-	6	4					
2	JDWNRH, Thimphu	-	-	1						
3	Paro Hospital	6	-	-	-					
4	Punakha Hospital	5	-	1						
5	Trongsa Hospital	-	-	2	-					
6	Phuntsholing Hospital	2	-	3	-					
7	Gelephu RR Hospital	-	1	-	2					
8	Trashigang Hospital	-	5	5	-					
9	Tsirang Hospital	9	-	1						
10	S/Jongkhar Hospital	5	1	-	-					
11	Samtse hospital	11	0	3	-					
	<b>Total</b>	<b>38</b>	<b>10</b>	<b>22</b>	<b>8</b>					
		<b>Note: Weekly sample target for the surveillance is minimum 60 samples ( i.e. 5-6 samples per site weekly)</b>								

(\*\* Additional samples received for the previous reporting week(s). These samples were analyzed; however, the data shall not be incorporated in the current reporting week. The data will be incorporated in the annual surveillance report)

#### 4. Age Distribution among ILI and SARI cases

ILI cases were commonly observed in age group 5-14 and SARI cases were commonly observed in 0-1 years of age group (Table 2).

**Table 2:** ILI and SARI age categorization

Age (Years)	ILI		SARI	
	Number	Proportion (%)	Number	Proportion (%)
0 to 1	11	5.31	7	63.64
2 to 4	23	11.11	1	9.09
5 to 14	68	32.85	1	9.09
15 to 29	60	28.99	0	0
30 to 64	41	19.81	1	9.09
65+	4	1.93	1	9.09

#### 5. Influenza Outbreak

No outbreak was reported during the week.

#### 6. Death due to SARI/Pneumonia

No death cases were reported during the week.

**Note:** Following Clinicians, Laboratory staff and other Hospital staffs are currently involved in ILI surveillance in their respective sites as listed below;

Sl. No.	Sentinel site	Name of Participants	Designation	Roles & Responsibility	Contact No.
1	Samtse	Dr Thinley Dorji	GDMO	Enroll ILI subject	16925946
2		Dil Maya	Sr Lab Technician	Sample collection	17697307
3		Ngawang Chogyal	OT Technician	Report the case	17687826
4	Phuntsholing	Nidup Tshomo	Staff Nurse	Enroll SARI subject	17507491
5		Som Kumar Namchu	Sr. Lab Technician	Sample collection	77743637
6		Dr. Thinly Pelzang	Medical superintendent	Enroll ILI subject	77459555
7	Punakha	Dr. Choni Wangmo			17939580
8		Sherub Thinley	Lab Technician	Sample collection	17654950
9		Dorji Tshering	ENT Technician	Report the case	17966702
10	Tsirang	Dr Tej Nath Nepal	Sr. Medical Officer	Enroll ILI subject	17618007
11		Yangzom	Lab Technician	Sample collection	17553939
12		Tashi Tshering	Medical Record assistant	Report the case	17648169
13	Paro	Dr Chabillal	CMO	Enroll ILI subject	17701525
14		Karma Dorji	Sr. Lab Technician	Sample collection	17676359
15		Namgay Lham	Staff Nurse-I	Report the case	17741371
16	Mongar	Tshering Wangdi	Clinical Officer	Enroll ILI subject	17751637
17		Damcho	Sr Lab Technician	Sample collection	17708074
18		Gopal Sanyasi	Lab Technician	Sample collection	17373448
19	Trashigang	Dr. Palden Dorji	CMO	Enroll ILI subject	17827843
20		Nidup Zangmo	Lab Technician	Sample collection	17648033
21		Pema Zangpo	Ortho Technician	Report the case	17784843
22	Gelephu	Jigme Dukpa	Clinical Officer	Enroll ILI subject	17660030
23		Vishal Chetri	Lab Technologist	Sample collection	17422825
24		Bal Bdr Mongar	Lab Technician	Sample collection	17871974
25	Trongsa	Tashi Norbu	Staff Nurse-III	Enroll ILI subject	17714987
26		Mon Bdr Pakhring	Lab Technician	Sample collection	17635595
27		Sangay Dorji	Staff Nurse	Report the case	17873597
28	S/Jongkhar	Dr. Ugyen Wangdi	Medical Officer	Enroll ILI subject	1773-3500
29		Karma Choden	Lab Technician	Sample collection	17376632
30		Nasema Rehima	Pharmacist Technician	Report the case	17656685

**Note:** (Data is preliminary and may change as more reports are received)