

COVID-19 INTEGRATED FLU SURVEILLANCE REPORT

Royal Centre for Disease Control

DoPH, Ministry of Health

Wangchutaba, Serbithang, Thimphu, Bhutan.

Post Box No. 667, Tele: +975-02-350577/78, Fax: +975-2-332464

web: <http://www.rcdc.gov.bt>, E Mail: rcdc.bhutan@gmail.com



Weekly COVID-19 Integrated Flu Surveillance Report for week 5 (Jan 30 — Feb 5, 2023)

- A total of 7 COVID-19 positives (2 from Flu samples) were detected across the country for the week. Thimphu (4) reported the highest cases, followed by Gasa (1). The overall COVID-19 positivity rate was 1.0% during the week. The proportion of the cases were all from community (100%) (Figure 1 & 2).
- A total of 53 ILI and SARI specimens were tested and detected 7 Influenza positives and 2 SARS-CoV-2 positives (Figure 2, 3, 4 & Table 1).

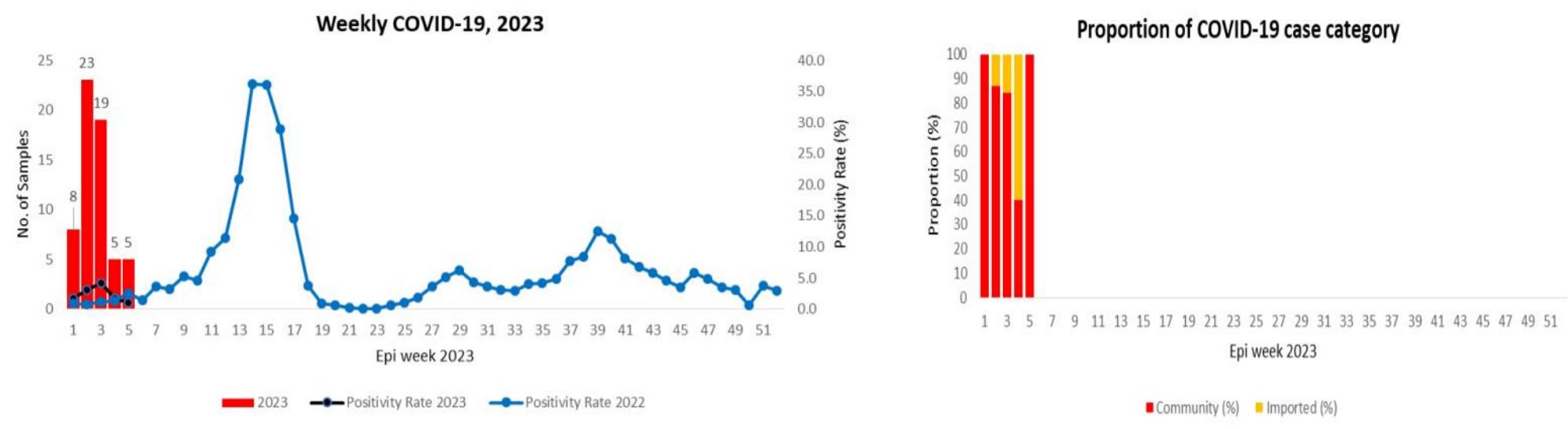


Figure 1: Weekly COVID-19 detected from all across the country and its proportion rate (Source: HFS and RCDC)

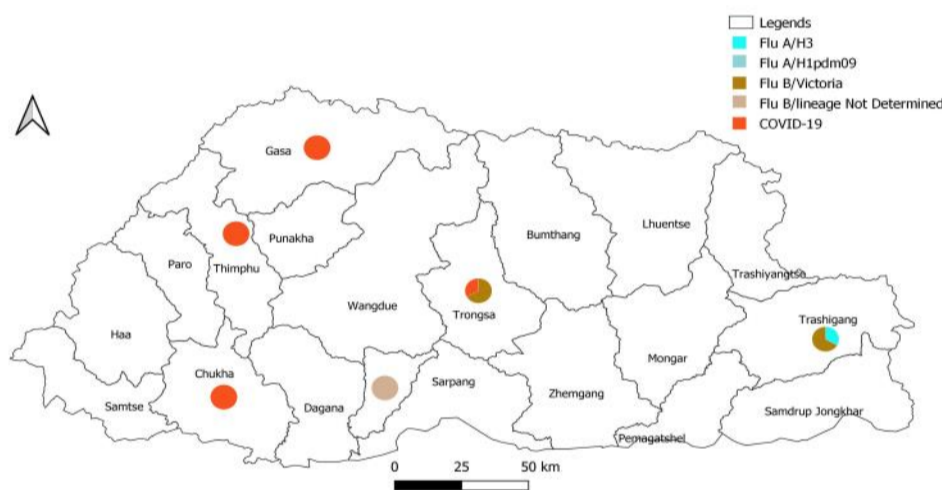


Figure 2: Percentage of SARS-CoV-2 and Influenza subtypes (Source HFS & RCDC)

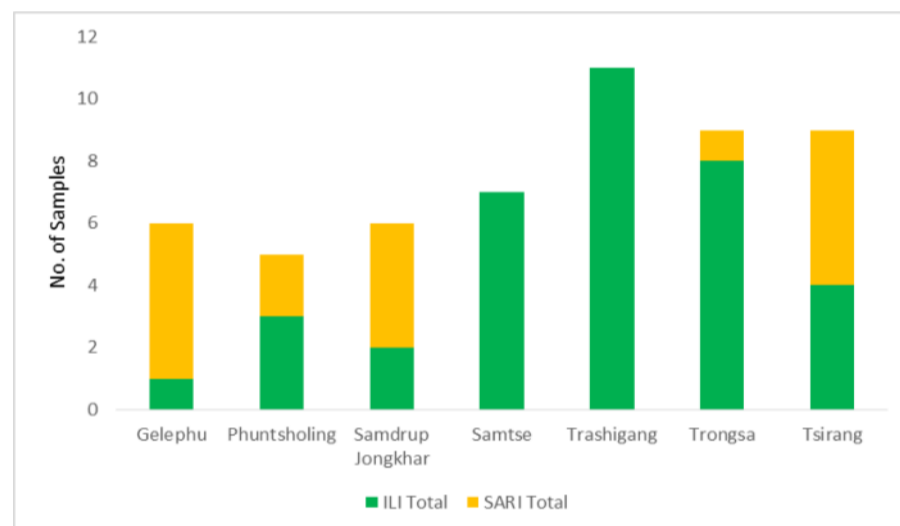


Figure 3: ILI and SARI Specimens status for Testing week 5, 2023

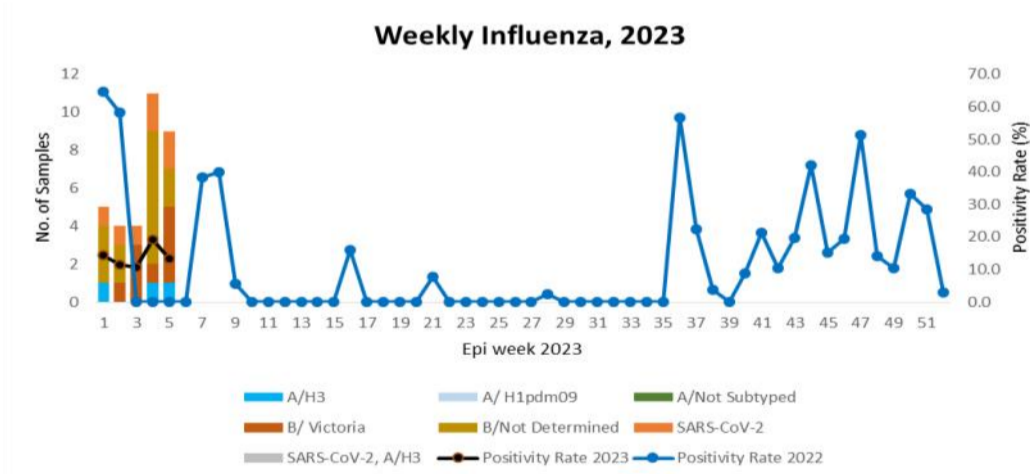


Fig 4: Weekly Influenza subtypes and SARS-CoV-2 detected through Multiplex PCR

Table 1: Influenza subtype and COVID-19 in Testing week 5

Sentinel Hospitals	ILI				ILI Total	SARI	SARI Total	COVID-19	Grand Total
	Flu A/ H3	Flu B/ ND	Flu B/ Victoria	SARS-CoV-2					
Gelephu					1	5	5		6
Phuntsholing				1	3	2	2		5
Samdrup Jongkhar					2	4	4		6
Samtse					7				7
Trashigang	1		2		11				11
Trongsa			2	1	8	1	1		9
Tsirang		2			4	5	5		9
Gasa								1	1
Thimphu								4	5
Grand Total	1	2	4	2	36	17	17	5	58

Table 2: ILI and SARI cases reporting status for week 5, 2023

Year	Week	Sentinel Hospitals	Department	SARI	IPD	Year	Week	Sentinel Hospitals	ILI	OPD
2023	5	Gelephu	ICU	0	1	2023	5	Paro	0	2472
2023	5	Gelephu	Pediatric ICU	Not Reported		2023	5	Punakha	4	1292
2023	5	Gelephu	Pediatric Ward	Not Reported		2023	5	Samdrup Jongkhar	47	665
2023	5	Gelephu	Medical Ward	Not Reported		2023	5	Samtse	14	1552
2023	5	JDWNRH	Cabin	Not Reported		2023	5	Trashigang	Not Reported	
2023	5	JDWNRH	Medical Ward	Not Reported		2023	5	Trongsa	14	314
2023	5	JDWNRH	Emergency	Not Reported		2023	5	Tsirang	13	920
2023	5	JDWNRH	ICU	0	10			Total	92	7215
2023	5	JDWNRH	Pediatric ICU	Not Reported						
2023	5	JDWNRH	ME Ward	Not Reported						
2023	5	JDWNRH	Pediatric Ward	Not Reported						
2023	5	Monggar	ICU	0	2					
2023	5	Monggar	Pediatric ICU	Not Reported						
2023	5	Monggar	Pediatric Ward	Not Reported						
2023	5	Monggar	Medical Ward	0	10					
2023	5	Paro	General Ward	Not Reported						
2023	5	Phuntsholing	Medical Ward	Not Reported						
2023	5	Punakha	General Ward	0	8					
2023	5	Samdrup Jongkhar	General Ward	Not Reported						
2023	5	Samtse	General Ward	2	21					
2023	5	Trashigang	General Ward	0	30					
2023	5	Trongsa	General Ward	0	1					
2023	5	Tsirang	General Ward	2	31					
		Total		4	114					

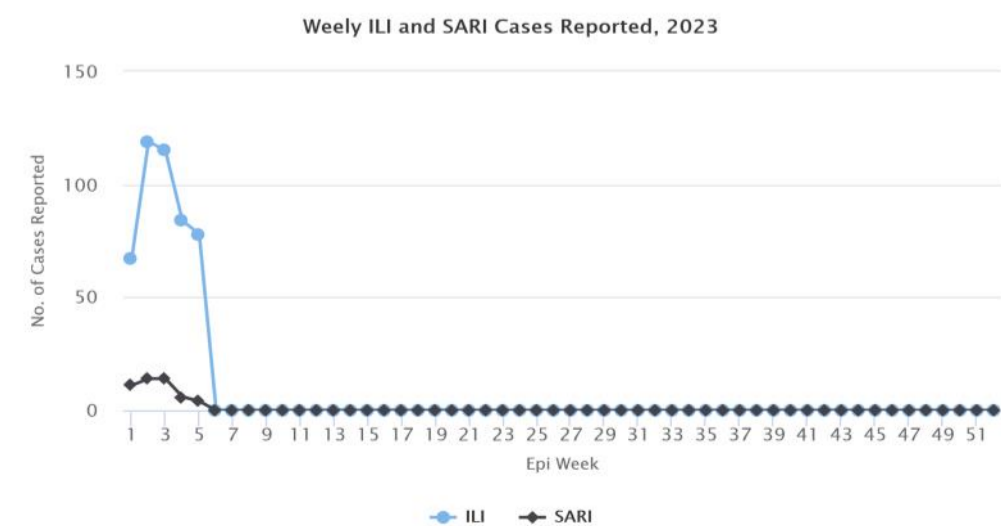


Figure 5: Weekly trend of ILI and SARI cases reported by Sentinel Hospitals