

Weekly Report of COVID-19 Integrated ILI and SARI Surveillance

Royal Centre for Disease Control
Ministry of Health

Wangchutaba, Serbithang, Thimphu, Bhutan.

Post Box No. 667, Tele: +975-02-350577/78

Website: www.rcdc.gov.bt, Email: rcdc@health.gov.bt

Weekly COVID-19 Integrated Flu Surveillance Report for week 11 (Mar 13 – 19, 2023)

- A total of 10 COVID-19 positives were detected across the country for the week. Paro (6) reported the highest cases followed by Thimphu (2). The overall COVID-19 positivity rate was 3.0% during the week. The most affected age group was 30–39 years (30.0%) (Figure 1 & 3).
- A total of 36 ILI and SARI specimens were tested by PCR and detected 6 (16.7%) Influenza positives (Figure 2, 3 & Table 1).

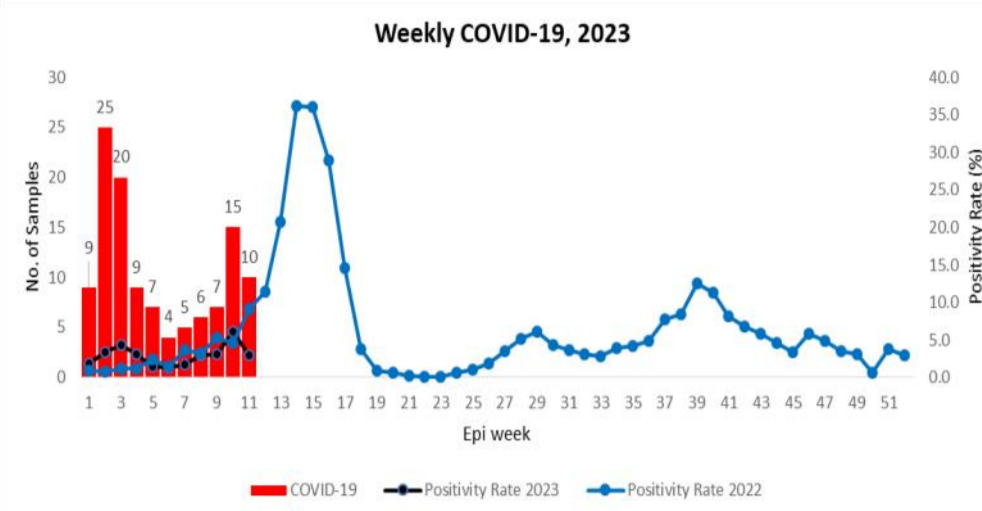


Figure 1: Weekly COVID-19 detected from all across the country

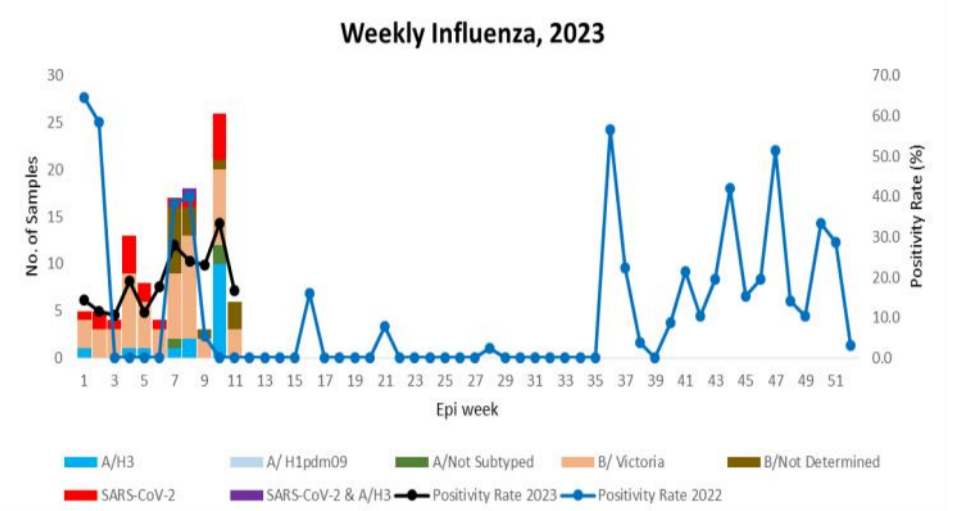


Figure 2: Weekly Influenza subtypes and SARS-CoV-2

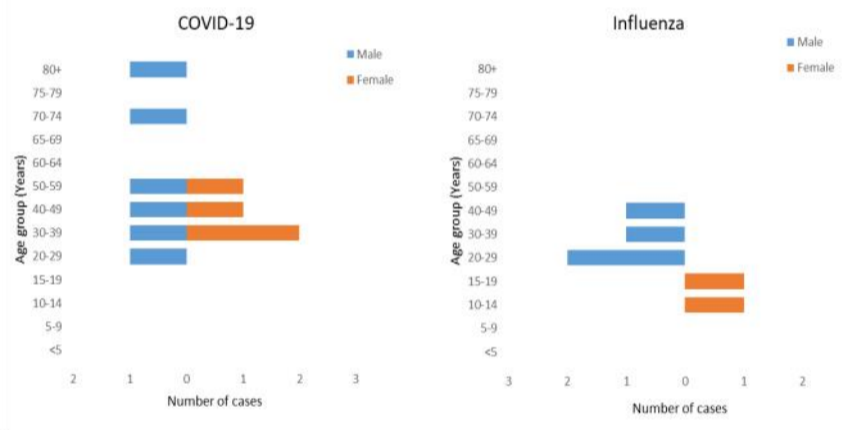


Figure 3: COVID-19 and Influenza by age group and gender

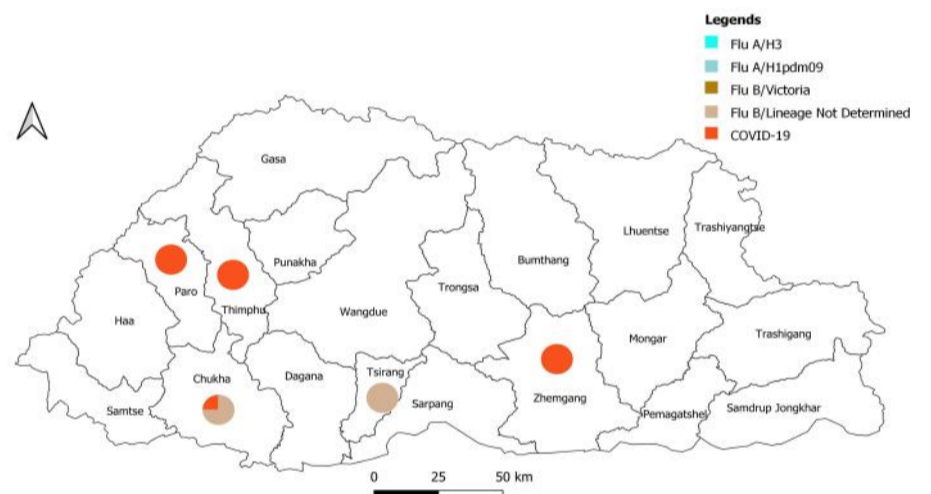


Figure 4: Percentage of SARS-CoV-2 and Influenza subtypes

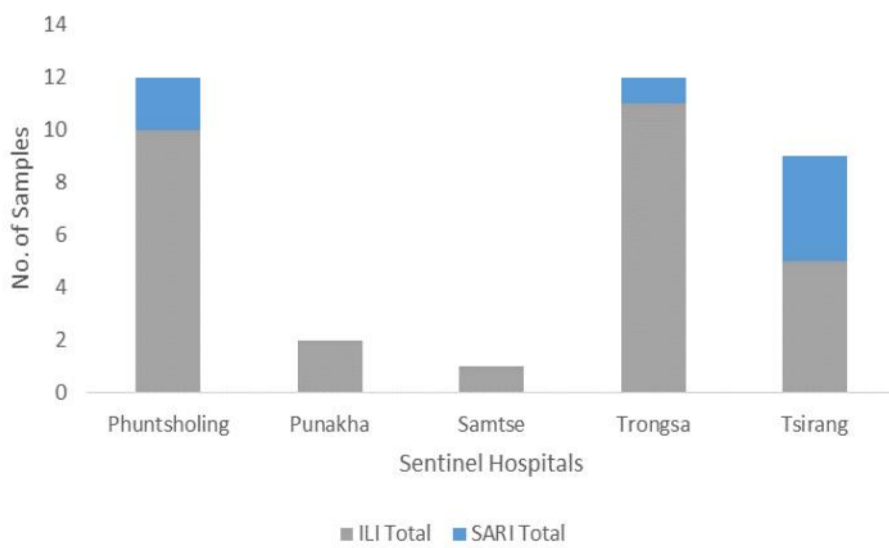


Figure 5: ILI and SARI Specimens status for Testing week 11, 2023

Table 1: Influenza subtypes and COVID-19 in Testing week 11, 2023

Sentinel/Hospitals	ILI		SARI		COVID-19	Grand Total
	FLU B/ Lineage not determined	FLU B/ Victoria	ILI Total	SARI Negative Total		
Phuntsholing	3		10	2		12
Punakha			2			2
Samtse			1			1
Trongsa			11	1		12
Tsirang		3	5	4		9
Chukha					1	1
Paro					6	6
Thimphu					2	2
Zhemgang					1	1
Grand Total	3	3	29	7	10	46

Table 2: ILI and SARI cases reporting status for week 11, 2023

Year	Week	Site	Department	SARI	IPD	Year	Week	Site	ILI	OPD
2023	11	Gelephu CRRH	Pediatric Ward	4	6	2023	11	Paro Hospital	28	2869
2023	11	Gelephu CRRH	ICU	0	4	2023	11	Punakha Hospital	4	1196
2023	11	Gelephu CRRH	Medical Ward	4	8	2023	11	Samdrup Jongkhar Hospital	35	607
2023	11	Gelephu CRRH	Pediatric ICU	Not Reported		2023	11	Samtse Hospital	9	1319
2023	11	JDWNRH	Pediatric Ward	Not Reported		2023	11	Trashigang Hospital	6	697
2023	11	JDWNRH	Medical Extension Ward	Not Reported		2023	11	Trongsa Hospital	Not Reported	
2023	11	JDWNRH	Pediatric ICU	Not Reported		2023	11	Tsirang Hospital	20	1044
2023	11	JDWNRH	Cabin	Not Reported				Total	102	7732
2023	11	JDWNRH	Medical Ward	Not Reported						
2023	11	JDWNRH	ICU	0	9					
2023	11	JDWNRH	Emergency	Not Reported						
2023	11	Monggar ERRH	ICU	0	0					
2023	11	Monggar ERRH	Pediatric ICU	Not Reported						
2023	11	Monggar ERRH	Medical Ward	0	7					
2023	11	Monggar ERRH	Pediatric Ward	1	6					
2023	11	Paro Hospital	General Ward	5	42					
2023	11	Phuntsholing Hospital	Medical Ward	3	27					
2023	11	Punakha Hospital	General Ward	1	24					
2023	11	Samdrup Jongkhar Hospital	General Ward	0	7					
2023	11	Samtse Hospital	General Ward	0	16					
2023	11	Trashigang Hospital	General Ward	0	46					
2023	11	Trongsa Hospital	General Ward	0	4					
2023	11	Tsirang Hospital	General Ward	2	23					
			Total	20	229					

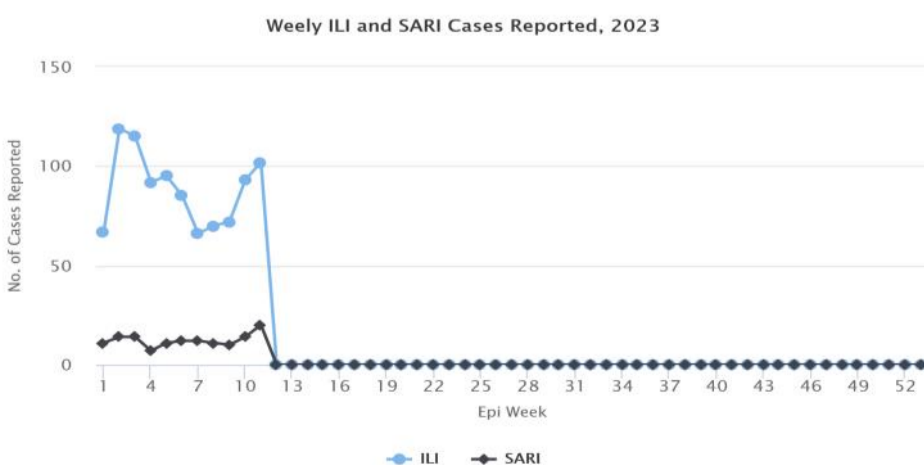


Figure 6: Weekly trend of ILI and SARI cases reported by Sentinel Hospitals