

Weekly Report of COVID-19 Integrated ILI and SARI Surveillance

Royal Centre for Disease Control
Ministry of Health

Wangchutaba, Serbithang, Thimphu, Bhutan.

Post Box No. 667, Tele: +975-02-350577/78

Website: www.rcdc.gov.bt, Email: rcdc@health.gov.bt

Weekly COVID-19 Integrated Flu Surveillance Report for week 14 (Apr 3 – 9, 2023)

A lone COVID-19 positive was detected across the country for the week. Thimphu (1) reported one case during the week. The overall COVID-19 positivity rate was 0.4% during the week (Figure 1 & 4). A total of 76 ILI and SARI specimens were tested by Multiplex PCR and detected 26.7% (20/76) Influenza positives and 1 co-infection of Flu A/H3 & SARS-CoV-2. The most affected age group for Influenza was 10–14 years (25.0%) followed by 15–19 years (20.0%) (Figure 2, 3, 4 & Table 1).

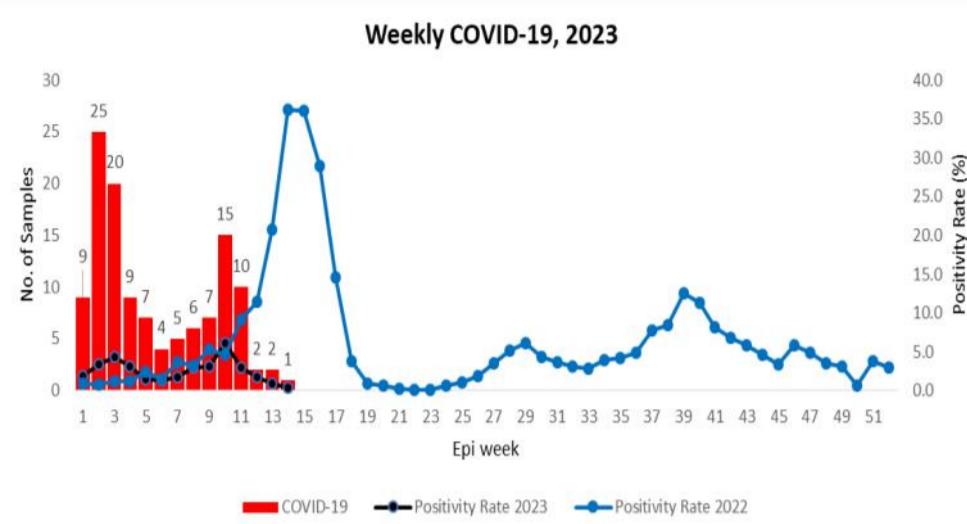


Figure 1: Weekly COVID-19 detected from all across the country

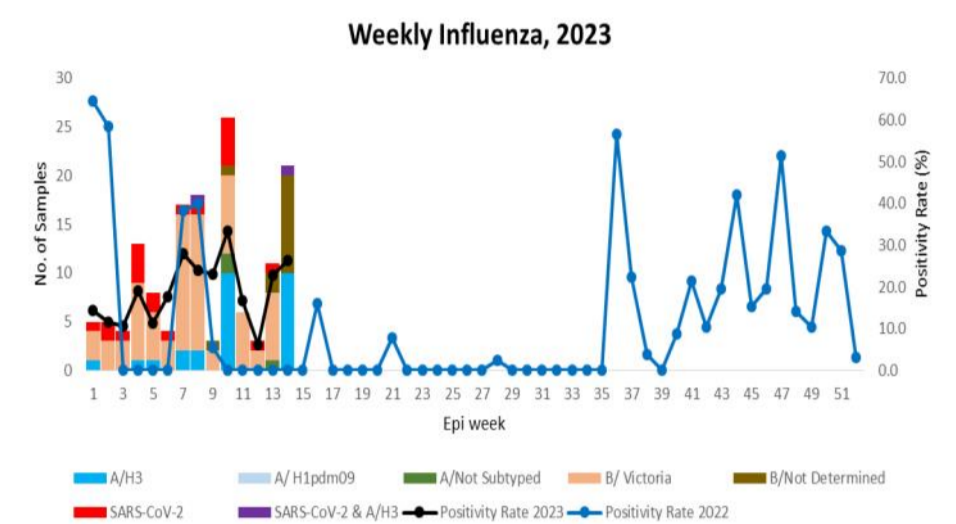


Figure 2: Weekly Influenza subtypes and SARS-CoV-2

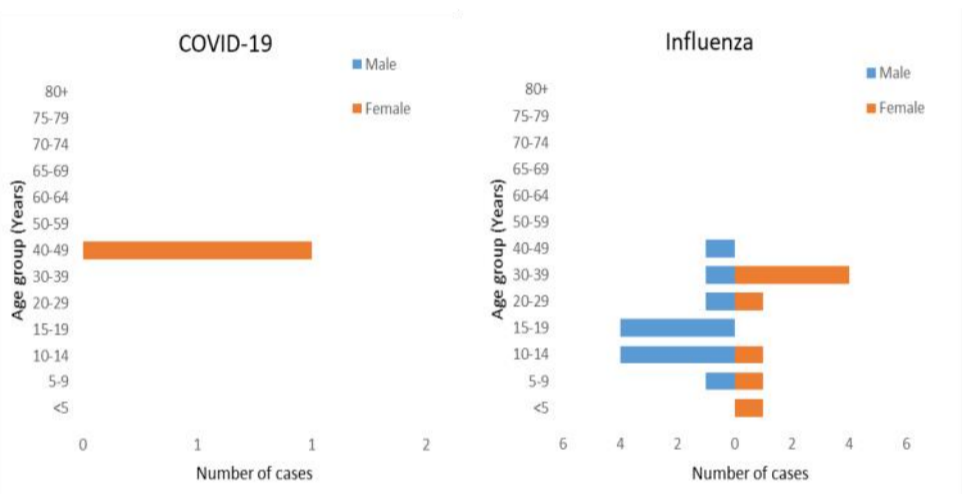


Figure 3: COVID-19 and Influenza by age group and gender

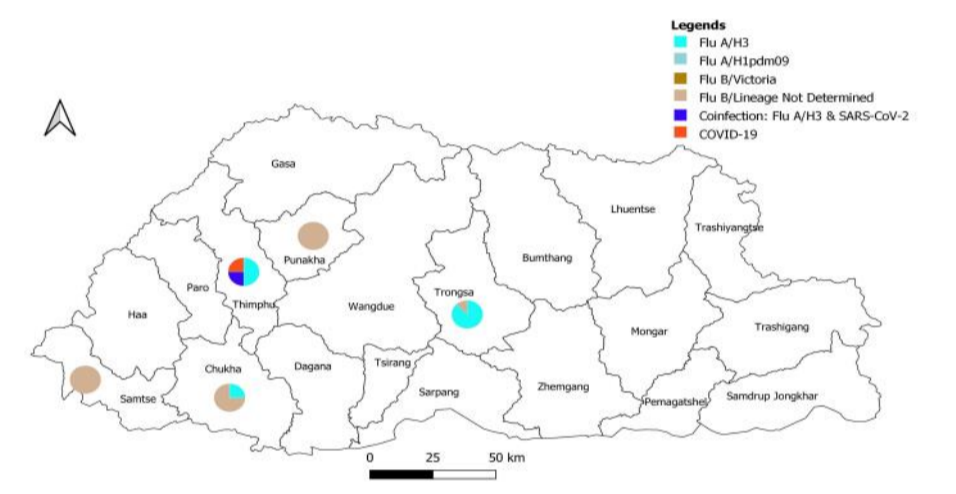


Figure 4: Percentage of SARS-CoV-2 and Influenza subtypes

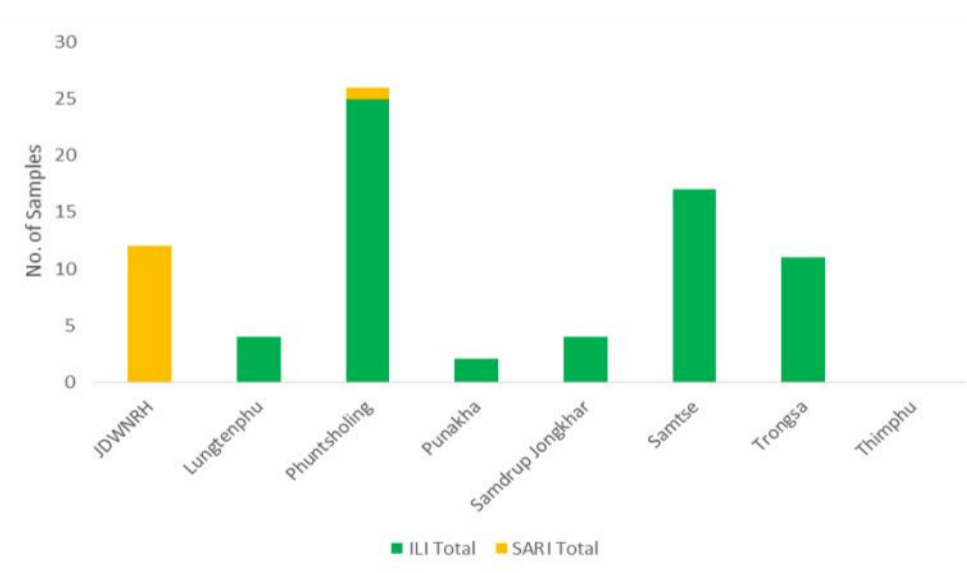


Figure 5: ILI and SARI Specimens status for Testing week 14, 2023

Table 1: Influenza subtypes and COVID-19 in Testing week 14, 2023

Sentinel Hospitals/ Districts	ILI			ILI Total	SARI		COVID-19	Grand Total
	FLU A/H3	FLU B/ Lineage not determined	FLU A/H3 & SARS- CoV-2		Negative	SARI Total		
JDWNRH					12	12		12
Lungtenphu	2		1	4				4
Phuntsholing	1	3		25	1	1		26
Punakha		1		2				2
Samdrup Jongkhar				4				4
Samtse		5		17				17
Trongsa	7	1		11				11
Thimphu							1	1
Grand Total	10	10	1	63	13	13	1	77

Table 2: ILI and SARI cases reporting status for week 14, 2023

Year	Week	Site	Department	SARI	IPD	Year	Week	Site	ILI	OPD
2023	14	Gelephu CRRH	Pediatric Ward	4	8	2023	14	Paro Hospital	4	2133
2023	14	Gelephu CRRH	ICU	1	3	2023	14	Punakha Hospital	7	1237
2023	14	Gelephu CRRH	Medical Ward	2	6	2023	14	Samdrup Jongkhar Hospital	38	669
2023	14	Gelephu CRRH	Pediatric ICU	Not Reported		2023	14	Samtse Hospital	10	1404
2023	14	JDWNRH	Pediatric Ward	2	54	2023	14	Trashigang Hospital	10	765
2023	14	JDWNRH	Medical Extension Ward	Not Reported		2023	14	Trongsa Hospital	26	588
2023	14	JDWNRH	Pediatric ICU	Not Reported		2023	14	Tsirang Hospital	24	1089
2023	14	JDWNRH	Cabin	Not Reported						
2023	14	JDWNRH	Medical Ward	Not Reported						
2023	14	JDWNRH	ICU	0	10					
2023	14	JDWNRH	Emergency	Not Reported						
2023	14	Monggar ERRH	ICU	Not Reported						
2023	14	Monggar ERRH	Pediatric ICU	Not Reported						
2023	14	Monggar ERRH	Medical Ward	0	5					
2023	14	Monggar ERRH	Pediatric Ward	0	8					
2023	14	Paro Hospital	General Ward	3	42					
2023	14	Phuntsholing Hospital	Medical Ward	7	31					
2023	14	Punakha Hospital	General Ward	1	24					
2023	14	Samdrup Jongkhar Hospital	General Ward	Not Reported						
2023	14	Samtse Hospital	General Ward	0	14					
2023	14	Trashigang Hospital	General Ward	0	34					
2023	14	Trongsa Hospital	General Ward	1	4					
2023	14	Tsirang Hospital	General Ward	0	24					
			Total	21	267					

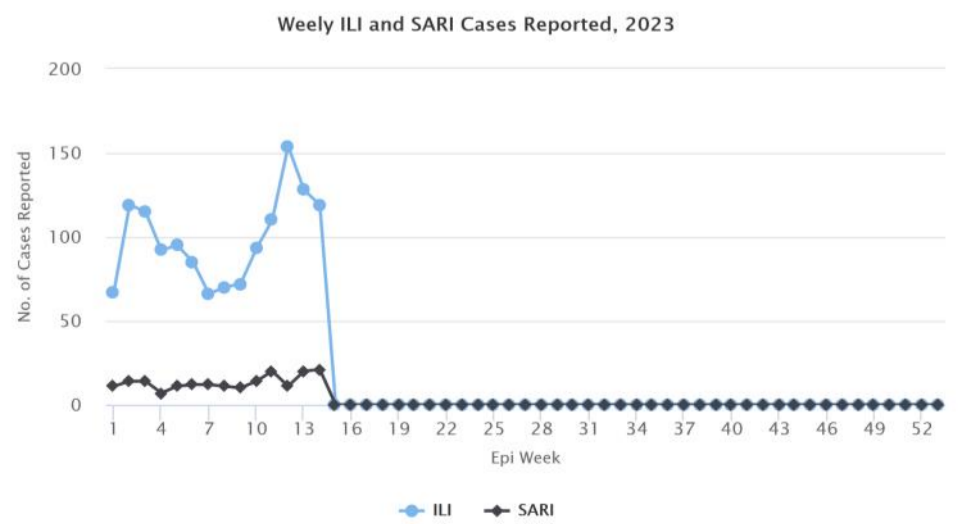


Figure 6: Weekly trend of ILI and SARI cases reported by Sentinel Hospitals