

Weekly Report of COVID-19 Integrated ILI and SARI Surveillance

Royal Centre for Disease Control

Ministry of Health

Wangchutaba, Serbithang, Thimphu, Bhutan.

Post Box No. 667, Tele: +975-02-350577/78

Website: www.rcdc.gov.bt, Email: rcdc@health.gov.bt

Weekly COVID-19 Integrated Flu Surveillance Report for week 18 (May 1— 7, 2023)

- A total of 4 COVID-19 positives (2 cases from Flu Surveillance) were detected across the country for the week. Samdrup Jongkhar (2) reported the highest cases. The overall COVID-19 positivity rate was 2.2% during the week (Figure 1 & 4).
- A total of 80 ILI and SARI specimens were tested by Multiplex PCR and detected 11.3% (9/80) Influenza positives. The most affected age group for Influenza was 40—49 years (33.3%) followed by 10—14 years (22.2%) (Figure 2, 3, 4 & Table 1).

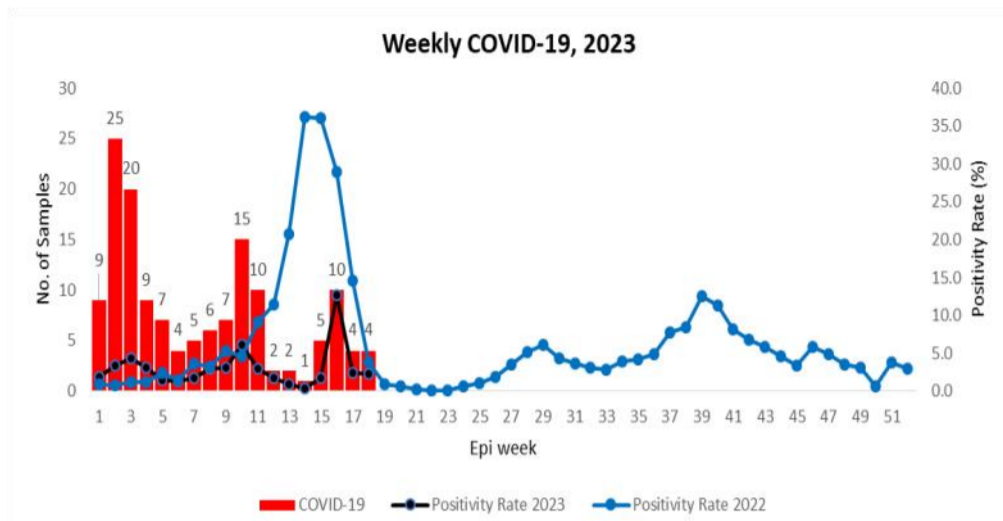


Fig 1: Weekly COVID-19 detected across the country through Active Surveillance

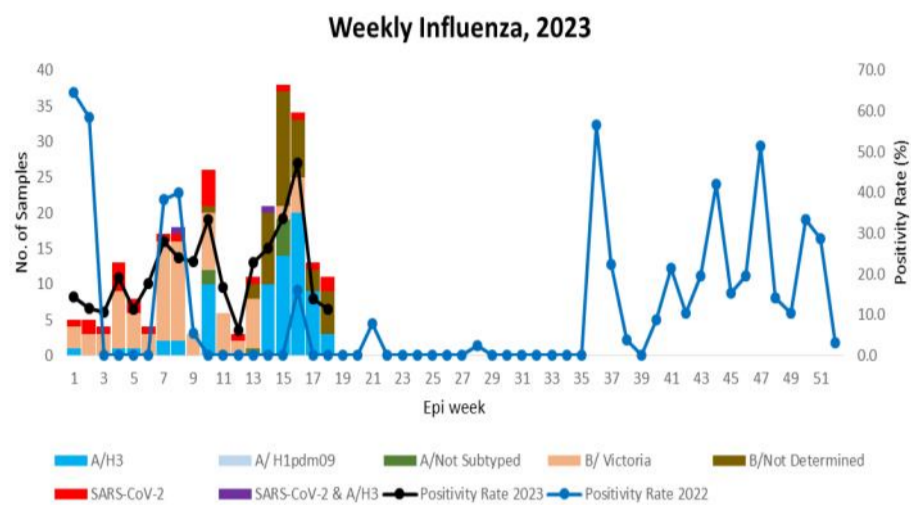


Fig 2: Weekly Influenza subtypes and SARS-CoV-2 through Sentinel Surveillance

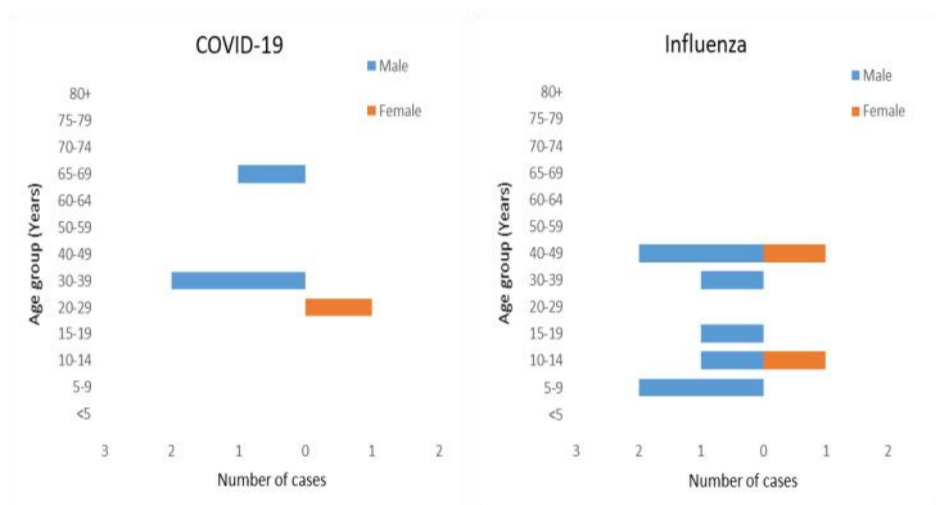


Figure 3: COVID-19 and Influenza by age group and gender

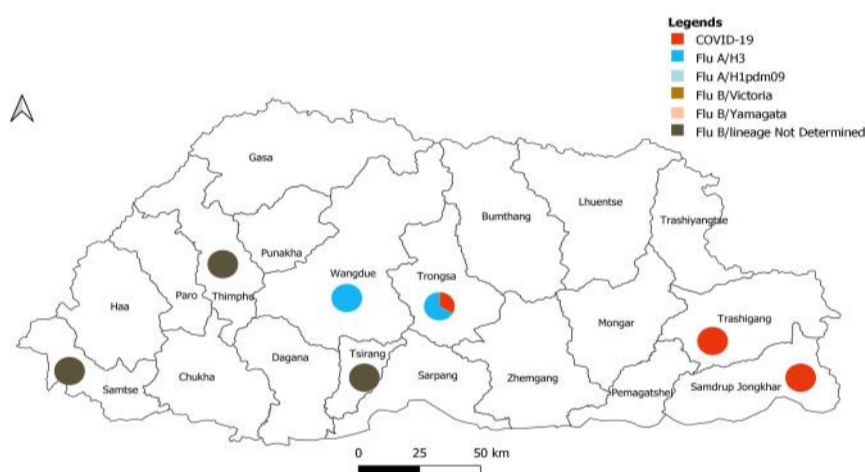


Figure 4: Percentage of SARS-CoV-2 and Influenza subtypes

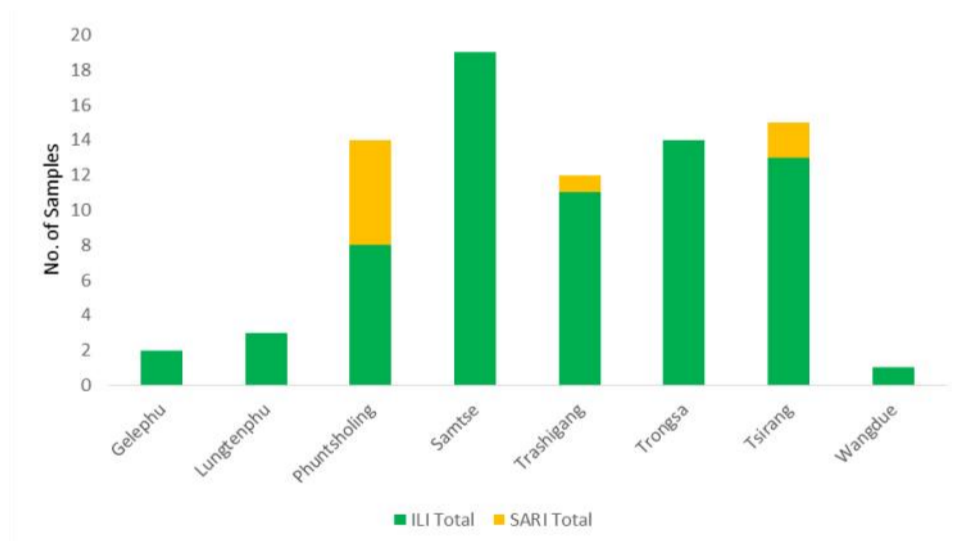


Figure 5: ILI and SARI Specimens status for Testing week 18, 2023

Table 1: Influenza subtypes and COVID-19 in Testing week 18, 2023

Sentinel sites/ Hospitals	ILI				SARI		Grand Total
	FLU A/H3	FLU B/ Lineage not determined	SARS-CoV-2 Negative	SARS-CoV-2	SARI Negative	SARI Total	
Gelephu			2				2
Lungtenphu		1	2				3
Phuntsholing			8		6	6	14
Samtse		3	16				19
Trashigang			10	1	1	1	12
Trongsa	2		11	1			14
Tsirang		2	11		2	2	15
Wangdue	1						1
Grand Total	3	6	60	2	9	9	80

Table 2: ILI and SARI cases reporting status for week 18, 2023

Year	Week	Site	Department	SARI	IPD	Year	Week	Site	ILI	OPD
2023	18	Gelephu CRRH	ICU	Not Reported		2023	18	Paro Hospital	11	3179
2023	18	Gelephu CRRH	Medical Ward	2	17	2023	18	Punakha Hospital	20	1078
2023	18	Gelephu CRRH	Pediatric Ward	Not Reported		2023	18	Samdrup Jongkhar Hospital	55	388
2023	18	JDWNRH	Pediatric Ward	Not Reported		2023	18	Samtse Hospital	9	1279
2023	18	JDWNRH	Medical Extension Ward	Not Reported		2023	18	Trashigang Hospital	12	1365
2023	18	JDWNRH	Pediatric ICU	0	5	2023	18	Trongsa Hospital	21	422
2023	18	JDWNRH	Cabin	Not Reported		2023	18	Tsirang Hospital	6	981
2023	18	JDWNRH	Medical Ward	Not Reported						
2023	18	JDWNRH	ICU	0	9					
2023	18	JDWNRH	Emergency	Not Reported						
2023	18	Monggar ERRH	ICU	Not Reported						
2023	18	Monggar ERRH	Pediatric Ward	Not Reported						
2023	18	Monggar ERRH	Medical Ward	0	9					
2023	18	Monggar ERRH	Pediatric ICU	Not Reported						
2023	18	Paro Hospital	General Ward	6	37					
2023	18	Phuntsholing Hospital	Medical Ward	3	31					
2023	18	Punakha Hospital	General Ward	0	41					
2023	18	Samdrup Jongkhar Hospital	General Ward	Not Reported						
2023	18	Samtse Hospital	General Ward	0	13					
2023	18	Trashigang Hospital	General Ward	0	48					
2023	18	Trongsa Hospital	General Ward	0	2					
2023	18	Tsirang Hospital	General Ward	0	23					
				Total	11	235				

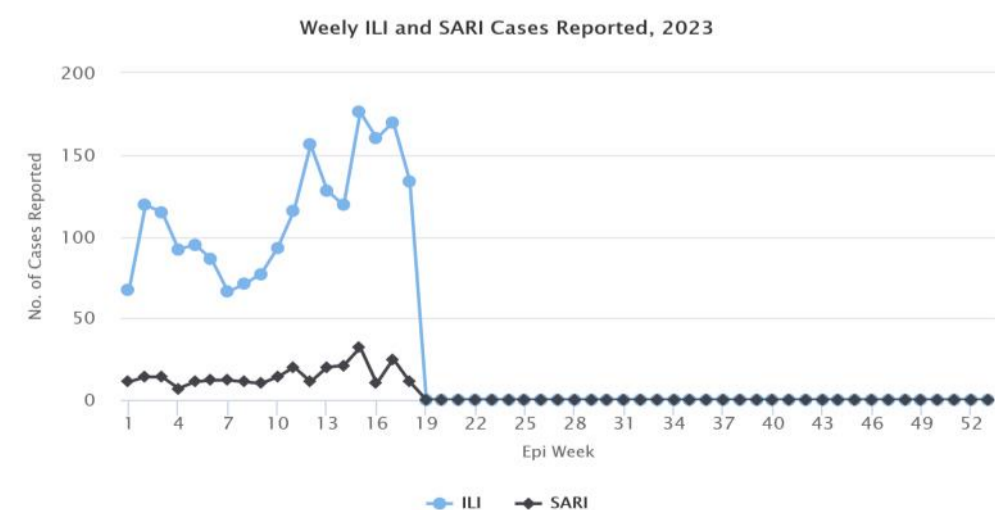


Figure 6: Weekly trend of ILI and SARI cases reported by Sentinel Hospitals