

# Weekly Report of COVID-19 Integrated ILI and SARI Surveillance

Royal Centre for Disease Control  
Ministry of Health

Wangchutaba, Serbithang, Thimphu, Bhutan.

Post Box No. 667, Tele: +975-02-350577/78

Website: www.rcdc.gov.bt, Email: rcdc@health.gov.bt

## Weekly COVID-19 Integrated Flu Surveillance Report for week 20 (May 15 – 21, 2023)

- A total of 4 COVID-19 cases (2 from Flu surveillance) reported during week 19 in the country (Figure 1 & Table 1)
- A total of 73 ILI and SARI specimens including Flu outbreak samples were tested by Multiplex PCR and detected 23.3% (17/73) Influenza positives. The mostly affected age group for Influenza was 5 – 9 years (52.9%), followed by 20–29 years (23.5%) (Figure 2, 3, 4 & Table 1).
- All ILI Sentinel sites have reported for the week, however, few SARI sites have not reported for the week (Table 2).

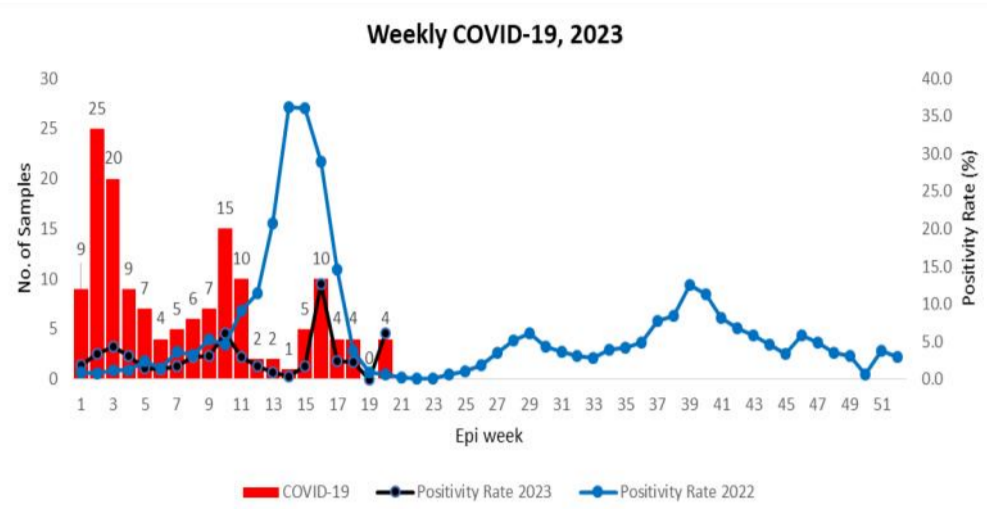


Fig 1: Weekly COVID-19 detected across the country (Source: HFS & RCDC)

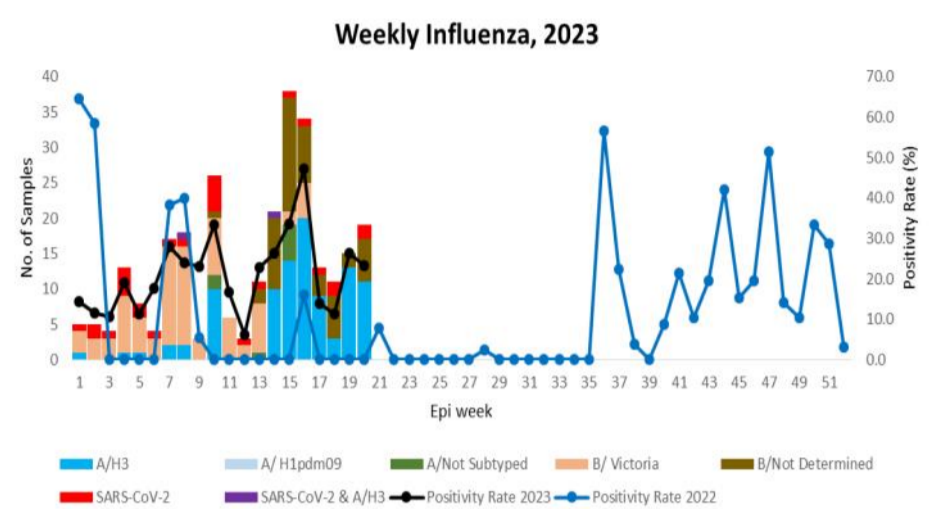


Fig 2: Weekly Influenza subtypes and SARS-CoV-2 through Sentinel Surveillance

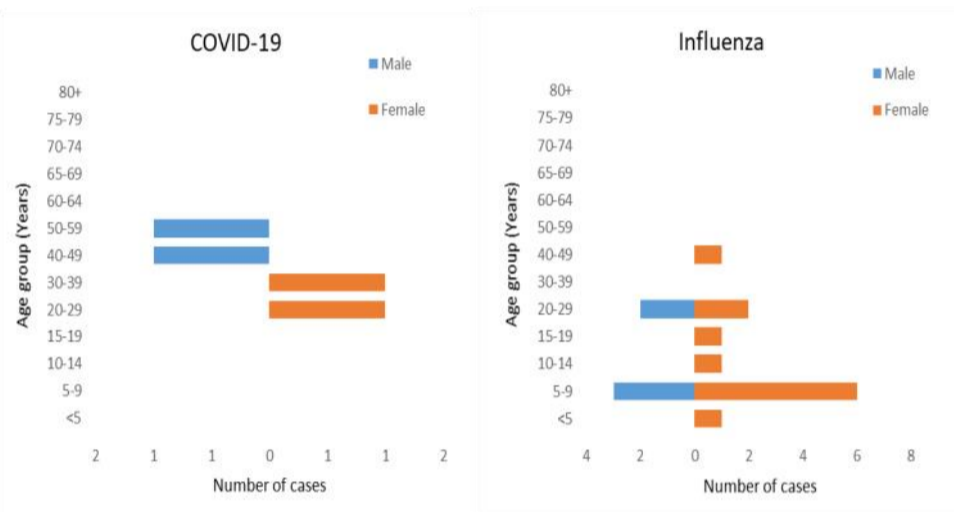


Figure 3: COVID-19 and Influenza by age group and gender

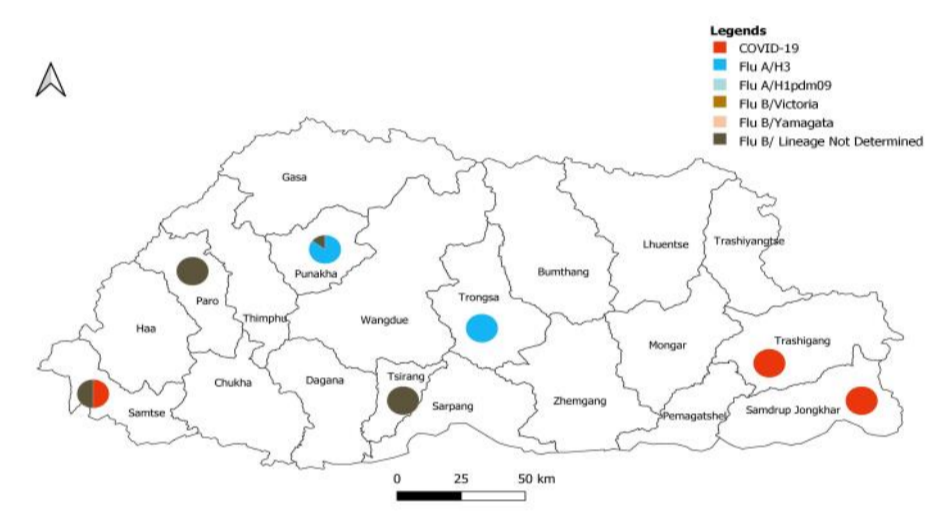


Figure 4: Percentage of SARS-CoV-2 and Influenza subtypes

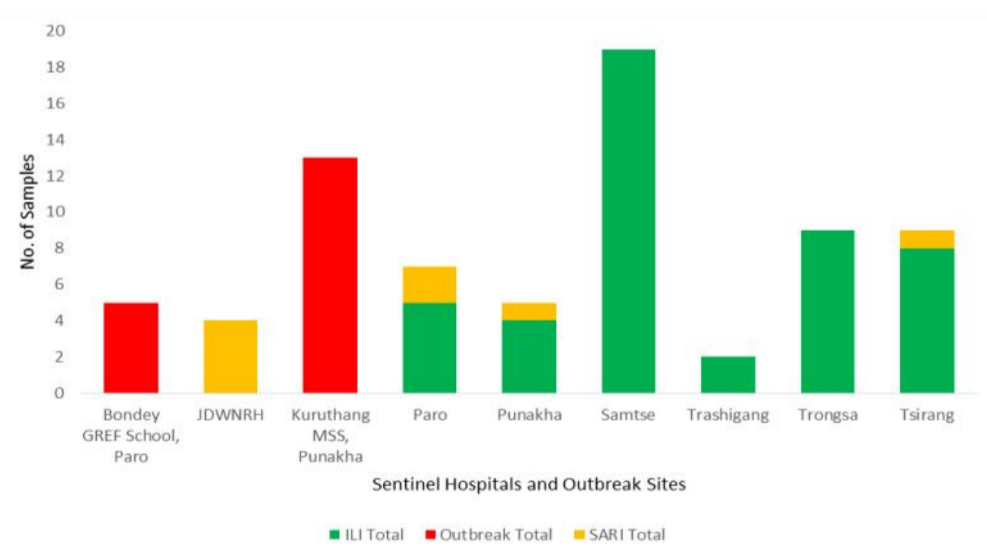


Figure 5: ILI and SARI Specimens status for Testing week 20, 2023

Table 1: Influenza subtypes and COVID-19 in Testing week 20, 2023

Sentinel Hospitals/ Outbreak Sites	IU		SARS- Neg CoV-2	ILI Total	Outbreak		SARI		Grand Total
	FLU A/H3	FLU B/ Lineage not determined			FLU A/H3	Neg Total	Neg Total	SARI Total	
Bondey GREF School, Paro						5	5		5
JDWNRH								4	4
Kuruthang MSS, Punakha					4	9	13		13
Paro		1	4	5				2	2
Punakha	2	1	1	4				1	1
Samtse		1	17	19					19
Trashigang			1	2					2
Trongsa	5		4	9					9
Tsirang		3	5	8				1	1
<b>Grand Total</b>	<b>7</b>	<b>6</b>	<b>32</b>	<b>2</b>	<b>47</b>	<b>4</b>	<b>14</b>	<b>18</b>	<b>8</b>

Table 2: ILI and SARI cases reporting status for week 20, 2023

Year	Week	Site	Department	SARI	IPD	Year	Week	Site	ILI	OPD
2023	20	Gelephu CRRH	ICU	0	1	2023	20	Paro Hospital	70	3543
2023	20	Gelephu CRRH	Medical Ward	4	16	2023	20	Punakha Hospital	9	1336
2023	20	Gelephu CRRH	Pediatric Ward	Not Reported		2023	20	Samdrup Jongkhar Hospital	39	359
2023	20	JDWNRH	Pediatric Ward	4	41	2023	20	Samtse Hospital	14	1506
2023	20	JDWNRH	Medical Extension Ward	Not Reported		2023	20	Trashigang Hospital	14	970
2023	20	JDWNRH	Pediatric ICU	3	3	2023	20	Trongsa Hospital	33	434
2023	20	JDWNRH	Cabin	Not Reported		2023	20	Tsirang Hospital	13	1073
2023	20	JDWNRH	Medical Ward	Not Reported						
2023	20	JDWNRH	ICU	0	7					
2023	20	JDWNRH	Emergency	Not Reported						
2023	20	Monggar ERRH	ICU	0	2					
2023	20	Monggar ERRH	Pediatric Ward	0	13					
2023	20	Monggar ERRH	Medical Ward	0	7					
2023	20	Paro Hospital	General Ward	9	50					
2023	20	Phuentsholing Hospital	Medical Ward	10	22					
2023	20	Punakha Hospital	General Ward	7	32					
2023	20	Samdrup Jongkhar Hospital	General Ward	Not Reported						
2023	20	Samtse Hospital	General Ward	Not Reported						
2023	20	Trashigang Hospital	General Ward	0	51					
2023	20	Trongsa Hospital	General Ward	0	2					
2023	20	Tsirang Hospital	General Ward	Not Reported						
				<b>Total</b>	<b>37</b>				<b>247</b>	

Figure 6: Weekly trend of ILI and SARI cases reported by Sentinel Hospitals