

Weekly Report of COVID-19 Integrated ILI and SARI Surveillance

Royal Centre for Disease Control
Ministry of Health

Wangchutaba, Serbithang, Thimphu, Bhutan.

Post Box No. 667, Tele: +975-02-350577/78

Website: www.rcdc.gov.bt, Email: rcdc@health.gov.bt

Weekly COVID-19 Integrated Flu Surveillance Report for week 23 (Jun 5 – 11, 2023)

- There was no COVID-19 positive reported during the week in the country (Figure 1, 2 & Table 1)
- A total of 78 ILI and SARI specimens were tested by Multiplex PCR and detected 23.1% (19/78) Influenza positives. The mostly affected age group for Influenza was <5 years (26.3%) and 15–19 years (26.3%) followed by 10–14 years (21.1%) (Figure 2, 3, 4 & Table 1).
- All ILI Sentinel sites have reported, however, few SARI sites have not reported for the week (Table 2).

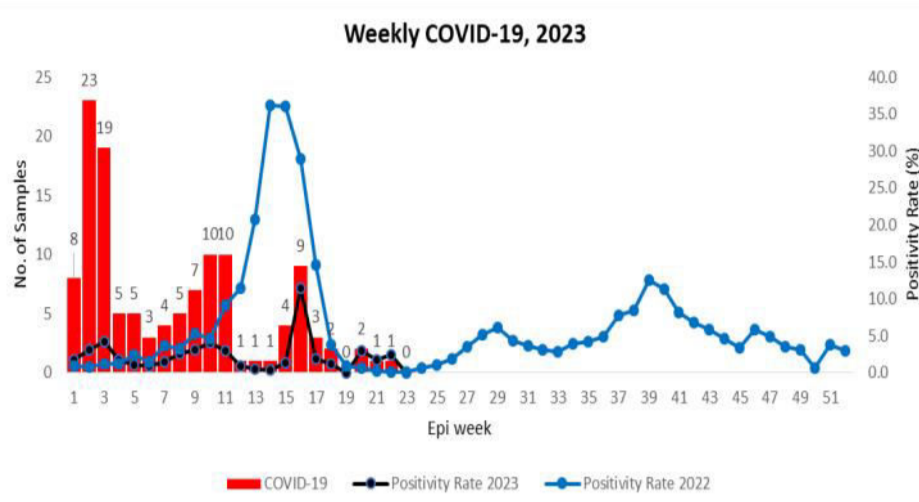


Fig 1: Weekly COVID-19 detected across the country (Source: HFS & RCDC)

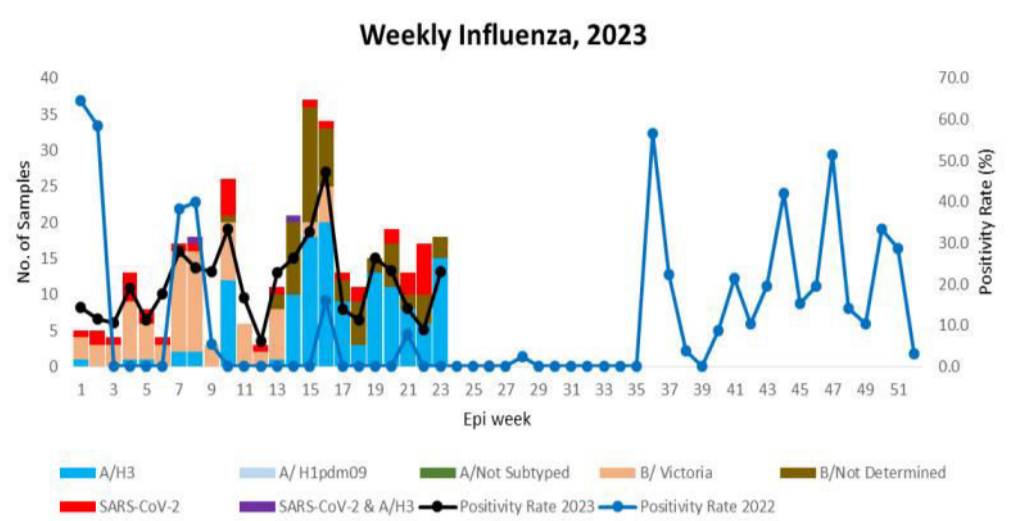


Fig 2: Weekly Influenza subtypes and SARS-CoV-2 through Sentinel Surveillance

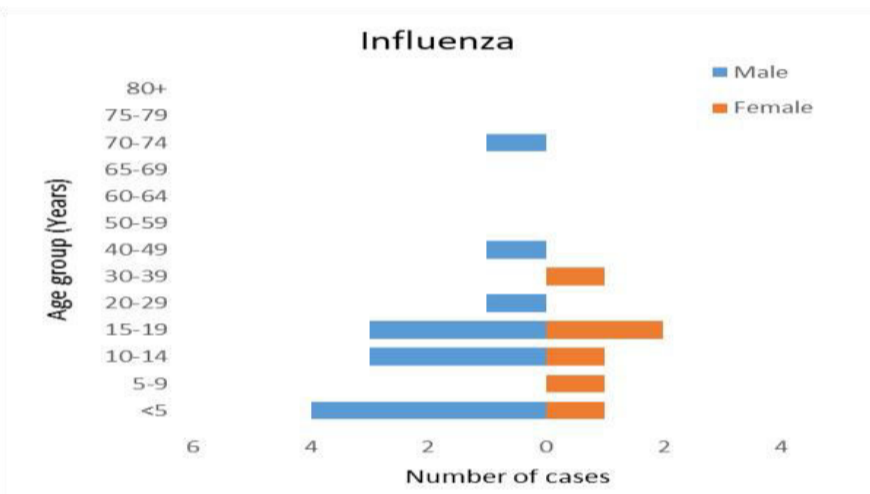


Figure 3: Influenza Positives by age group and gender

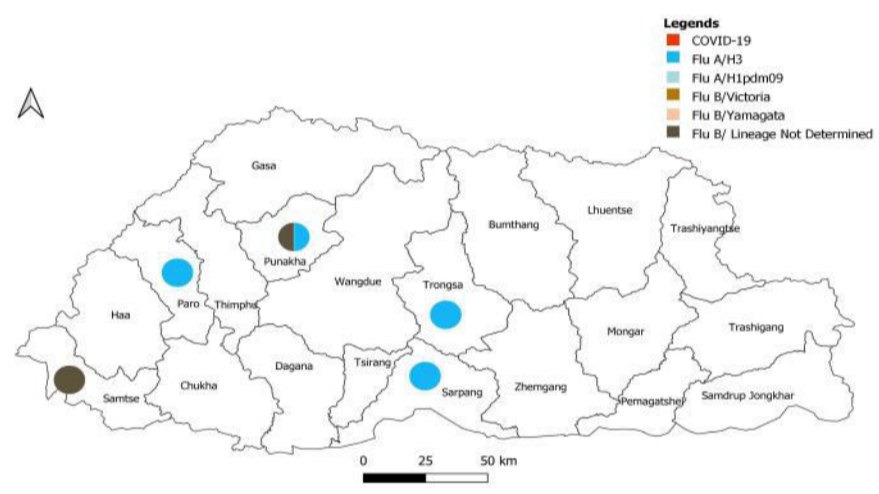


Figure 4: Percentage of SARS-CoV-2 and Influenza subtypes

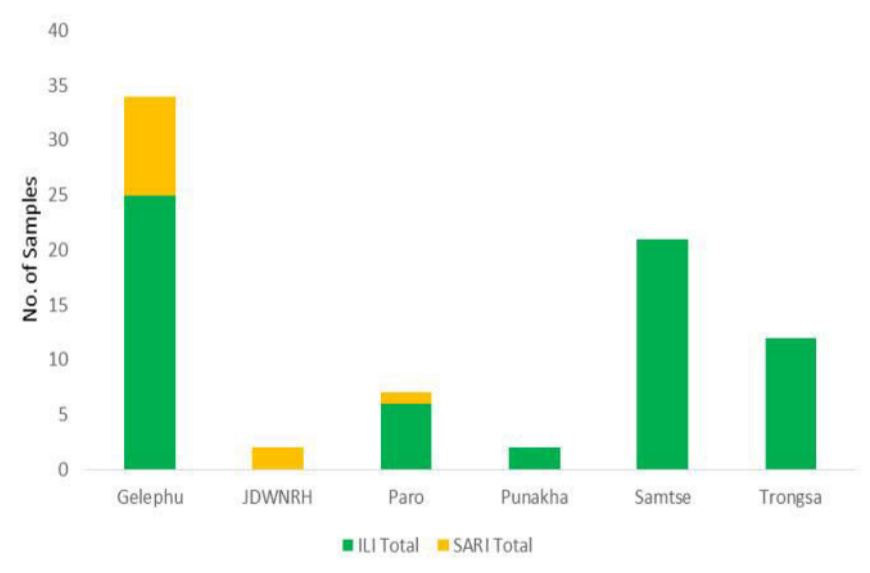


Figure 5: ILI and SARI Specimens status for Testing week 23, 2023

Table 1: Influenza subtypes and COVID-19 in Testing week 23, 2023

| Sentinel Hospitals | ILI | | | SARI | | | Grand Total |
|--------------------|-----------|------------------------------|---------------|----------|----------------|------------|-------------|
| | FLU A/H3 | FLU B/Lineage not determined | ILI Neg Total | FLU A/H3 | SARI Neg Total | SARI Total | |
| Gelephu | 7 | | 18 | 1 | 8 | 9 | 34 |
| JDWNRH | | | | | 2 | 2 | 2 |
| Paro | 1 | | 5 | | 1 | 1 | 7 |
| Punakha | 1 | 1 | 2 | | | | 2 |
| Samtse | | 2 | 19 | | | | 21 |
| Trongsa | 6 | | 6 | | | | 12 |
| Grand Total | 15 | 3 | 48 | 1 | 11 | 12 | 78 |

Table 2: ILI and SARI cases reporting status for week 23, 2023

| Year | Week | Site | Department | SARI | IPD | Year | Week | Site | ILI | OPD |
|--------------|------|---------------------------|------------------------|--------------|------------|--------------|------|---------------------------|------------|-------------|
| 2023 | 23 | Gelephu CRRH | Pediatric Ward | 7 | 13 | 2023 | 23 | Paro Hospital | 87 | 3463 |
| 2023 | 23 | Gelephu CRRH | ICU | 0 | 1 | 2023 | 23 | Punakha Hospital | 6 | 1290 |
| 2023 | 23 | Gelephu CRRH | Medical Ward | 2 | 12 | 2023 | 23 | Samdrup Jongkhar Hospital | 28 | 613 |
| 2023 | 23 | JDWNRH | Pediatric Ward | 0 | 37 | 2023 | 23 | Samtse Hospital | 14 | 1547 |
| 2023 | 23 | JDWNRH | Medical Extension Ward | Not Reported | | 2023 | 23 | Trashigang Hospital | 12 | 801 |
| 2023 | 23 | JDWNRH | Pediatric ICU | Not Reported | | 2023 | 23 | Trongsa Hospital | 16 | 436 |
| 2023 | 23 | JDWNRH | Cabin | Not Reported | | 2023 | 23 | Tsirang Hospital | 27 | 1023 |
| 2023 | 23 | JDWNRH | Medical Ward | Not Reported | | Total | | | 190 | 9173 |
| 2023 | 23 | JDWNRH | ICU | 0 | 10 | | | | | |
| 2023 | 23 | JDWNRH | Emergency | Not Reported | | | | | | |
| 2023 | 23 | Monggar ERRH | ICU | 0 | 3 | | | | | |
| 2023 | 23 | Monggar ERRH | Medical Ward | Not Reported | | | | | | |
| 2023 | 23 | Monggar ERRH | Pediatric Ward | 0 | 14 | | | | | |
| 2023 | 23 | Paro Hospital | General Ward | 7 | 56 | | | | | |
| 2023 | 23 | Phuentsholing Hospital | Medical Ward | Not Reported | | | | | | |
| 2023 | 23 | Punakha Hospital | General Ward | 9 | 46 | | | | | |
| 2023 | 23 | Samdrup Jongkhar Hospital | General Ward | 0 | 9 | | | | | |
| 2023 | 23 | Samtse Hospital | General Ward | 1 | 25 | | | | | |
| 2023 | 23 | Trashigang Hospital | General Ward | 0 | 41 | | | | | |
| 2023 | 23 | Trongsa Hospital | General Ward | 1 | 8 | | | | | |
| 2023 | 23 | Tsirang Hospital | General Ward | 0 | 22 | | | | | |
| Total | | | | 27 | 297 | | | | | |

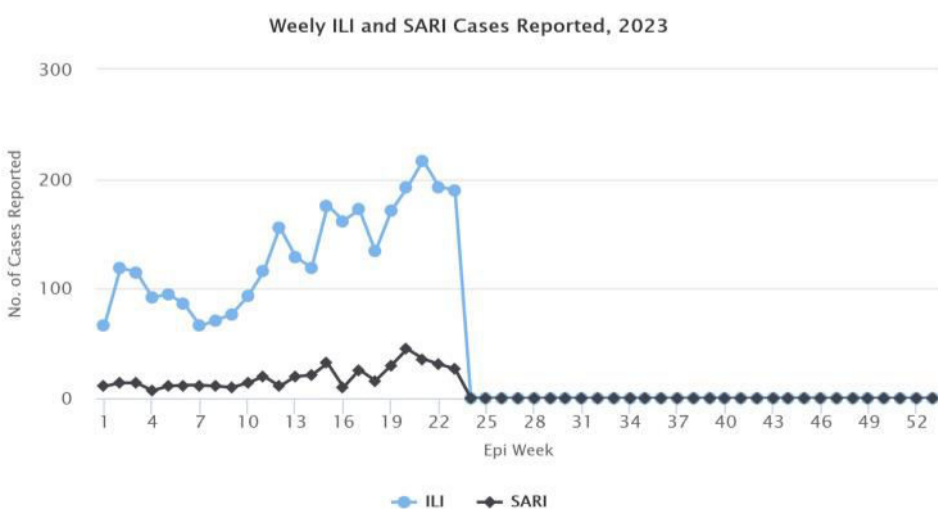


Figure 6: Weekly trend of ILI and SARI cases reported by Sentinel Hospitals