

Weekly Report of COVID-19 Integrated ILI and SARI Surveillance

Royal Centre for Disease Control

Ministry of Health

Wangchutaba, Serbithang, Thimphu, Bhutan.

Post Box No. 667, Tele: +975-02-350577/78

Website: www.rcdc.gov.bt, Email: rcdc@health.gov.bt

Weekly COVID-19 Integrated Flu Surveillance Report for week 28 (Jul 10 – 16, 2023)

- Influenza activity increased by 16.1 % compared to the previous week. A total of 73 ILI and SARI specimens were tested by Multiplex PCR and detected 13 (17.8 %) Influenza positive and 8 (11.0 %) SARS-CoV-2 positives (Figure 1). The affected age group for Influenza was 30 – 64 years (61.5 %) followed by 15–29 years (15.4 %), while the affected age group for SARS-CoV-2 was 30–64 years (87.5 %) (Figure 2).
- All 7 ILI and 11 SARI Sentinel sites have reported for the week (Figure 5, Table 2).

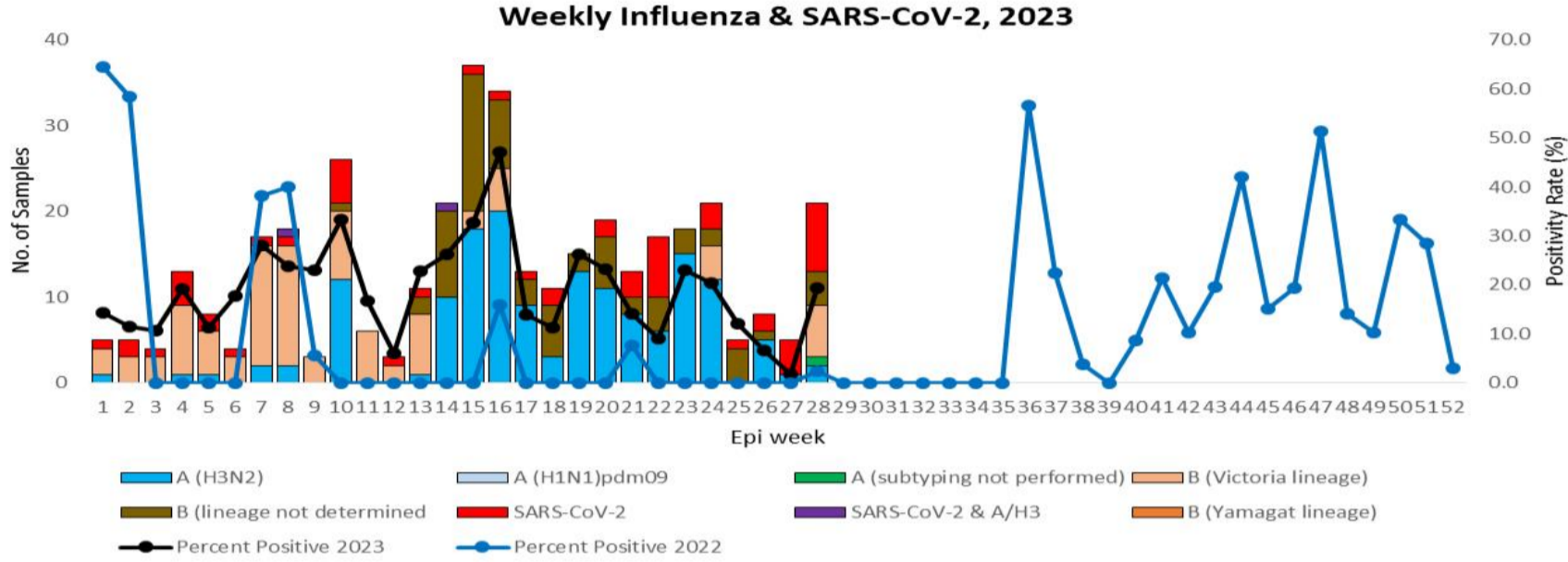


Figure 1: Weekly Influenza subtypes and SARS-CoV-2 through Sentinel Surveillance

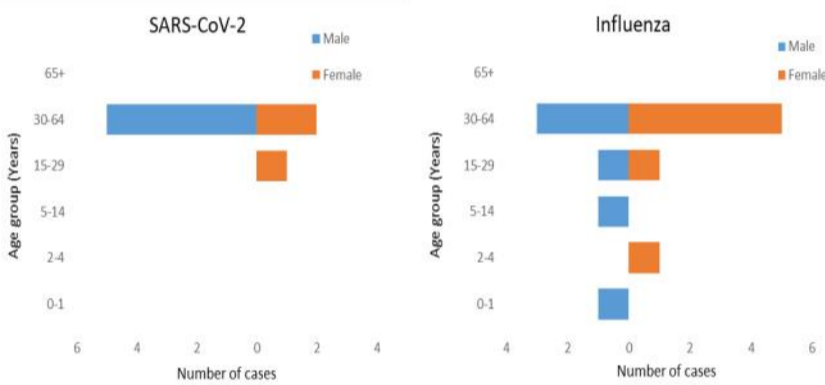


Figure 2: Influenza & SARS-CoV-2 positives by age group and gender

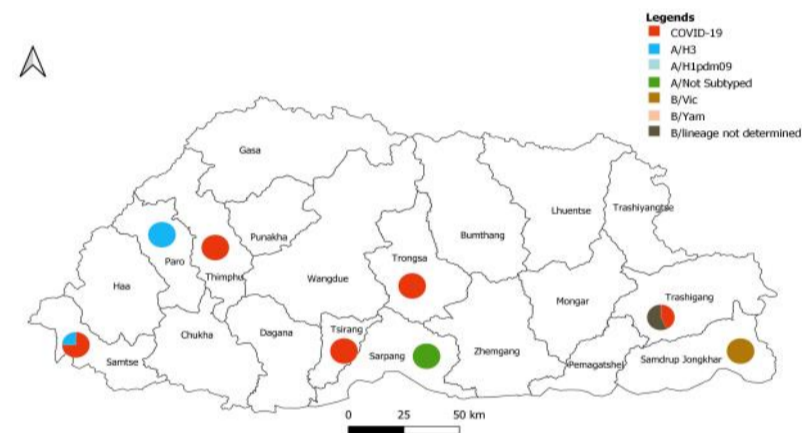


Figure 3: Influenza subtype & SARS-CoV-2 positive percent by District

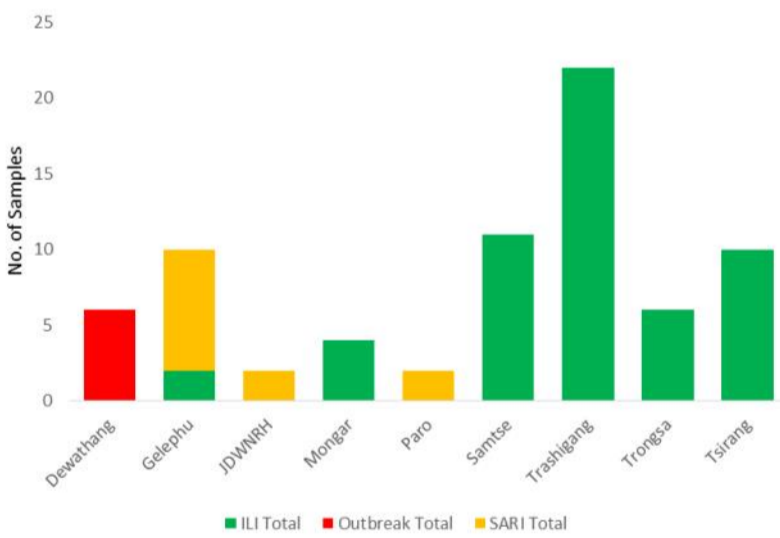


Figure 4: ILI and SARI Specimens status for Testing week 28, 2023

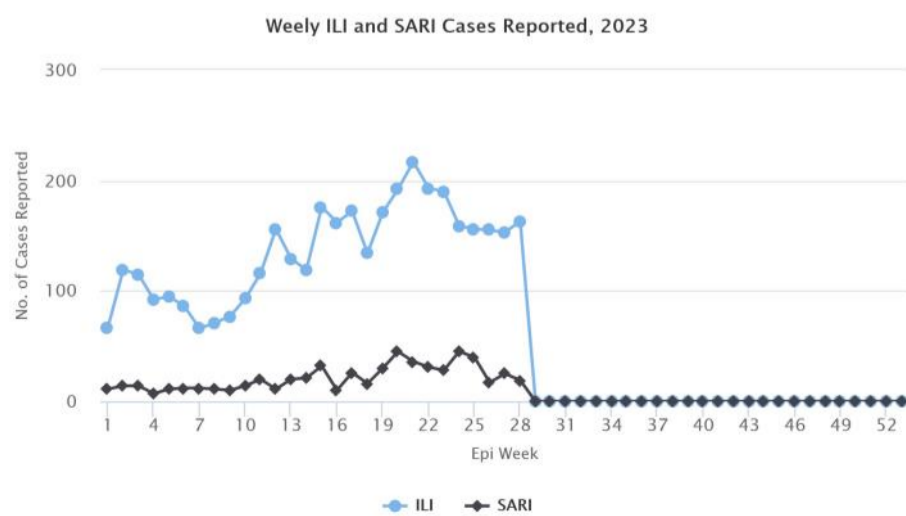


Figure 5: Weekly trend of ILI and SARI cases reported by Sentinel Hospitals

Table 1: Influenza subtypes and SARS-CoV-2 in Testing week 28, 2023

Sentinel Hospitals	ILI		Outbreak		SARI		Grand Total
	FLU A/H3	FLU B/Lineage not determined	SARS-CoV-2 Neg	SARS-CoV-2 Total	FLU A/Not Subtype	FLU B/Lineage not determined	
Dewathang							6
Gelephu			2	2	1	7	10
JDWNRH						2	2
Mongar			4	4			4
Paro					1	1	2
Samtse	1		7	3			11
Trashigang		4	15	3			22
Trongsa			5	1			6
Tsirang			9	1			10
Grand Total	1	4	42	8	55	6	73

Table 2: ILI and SARI cases reporting status for week 28, 2023

Year	Week	Site	Department	SARI	IPD	Year	Week	Site	ILI	OPD
2023	28	Gelephu CRRH	Pediatric Ward	4	7	2023	28	Paro Hospital	70	3838
2023	28	Gelephu CRRH	ICU	0	3	2023	28	Punakha Hospital	5	1171
2023	28	Gelephu CRRH	Medical Ward	Not Reported		2023	28	Samdrup Jongkhar Hospital	27	581
2023	28	JDWNRH	Pediatric Ward	0	36	2023	28	Samtse Hospital	13	1376
2023	28	JDWNRH	Medical Extension Ward	Not Reported		2023	28	Trashigang Hospital	13	872
2023	28	JDWNRH	Pediatric ICU	1	4	2023	28	Trongsa Hospital	22	512
2023	28	JDWNRH	Cabin	Not Reported		2023	28	Tsirang Hospital	13	1069
2023	28	JDWNRH	Medical Ward	Not Reported						
2023	28	JDWNRH	ICU	0	9					
2023	28	JDWNRH	Emergency	Not Reported						
2023	28	Monggar ERRH	ICU	0	1					
2023	28	Monggar ERRH	Medical Ward	0	4					
2023	28	Monggar ERRH	Pediatric Ward	0	9					
2023	28	Paro Hospital	General Ward	4	48					
2023	28	Phuentsholing Hospital	Medical Ward	6	27					
2023	28	Punakha Hospital	General Ward	2	16					
2023	28	Samdrup Jongkhar Hospital	General Ward	0	5					
2023	28	Samtse Hospital	General Ward	0	16					
2023	28	Trashigang Hospital	General Ward	0	26					
2023	28	Trongsa Hospital	General Ward	0	7					
2023	28	Tsirang Hospital	General Ward	2	32					
			Total	19	250					