

Weekly Report of COVID-19 Integrated ILI and SARI Surveillance

Royal Centre for Disease Control
Ministry of Health

Wangchutaba, Serbithang, Thimphu, Bhutan.

Post Box No. 667, Tele: +975-02-350577/78

Website: www.rcdc.gov.bt, Email: rcdc@health.gov.bt

Weekly COVID-19 Integrated Flu Surveillance Report for week 29 (Jul 17 – 23, 2023)

- A total of 81 ILI and SARI specimens including outbreak samples were tested by Multiplex PCR and detected 13.6% (11/81) Influenza positive and 4.9% (4/81) SARS-CoV-2 positives. Influenza positivity decreased by 4.9% compared to the previous week (Figure 1). The affected age group for Influenza was 15 – 29 years (54.5%) followed by 30–64 years (27.3%), while the affected age group for SARS-CoV-2 was 30–64 years (75.0%) (Figure 2).
- All 7 ILI and 11 SARI Sentinel sites have reported for the week (Figure 5, Table 2).

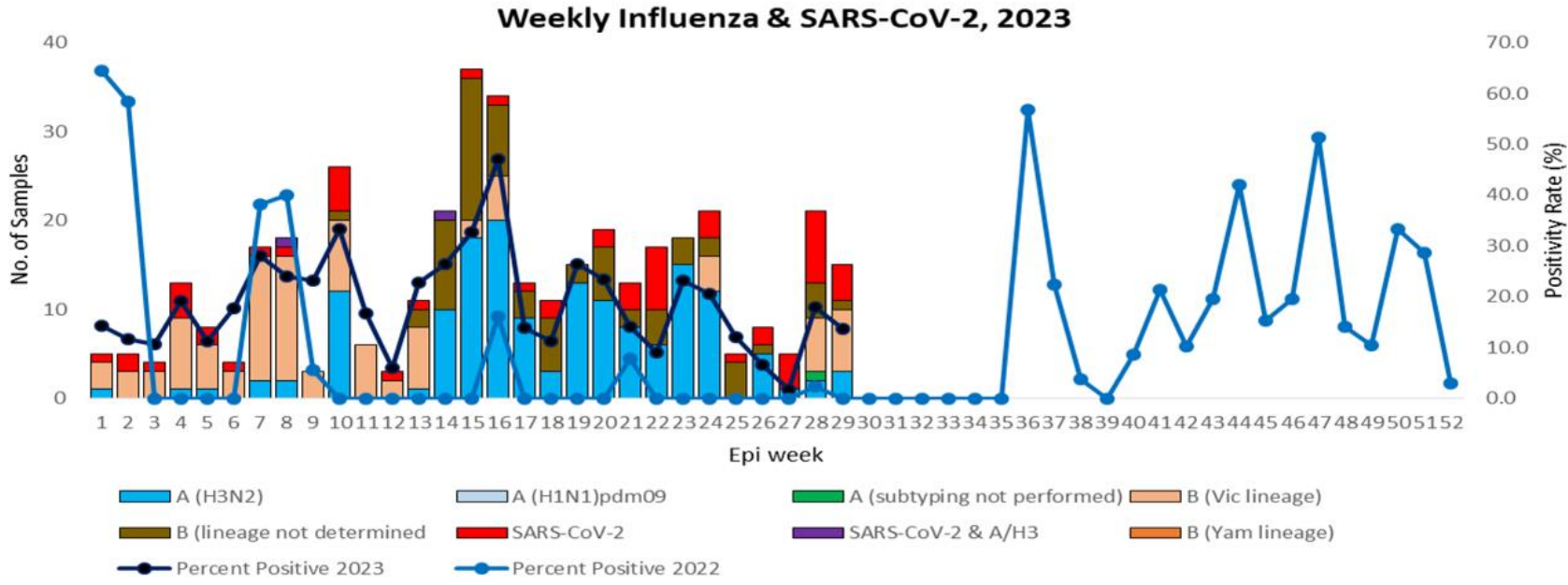


Figure 1: Weekly Influenza subtypes and SARS-CoV-2 through ILI and SARI Sentinel Surveillance

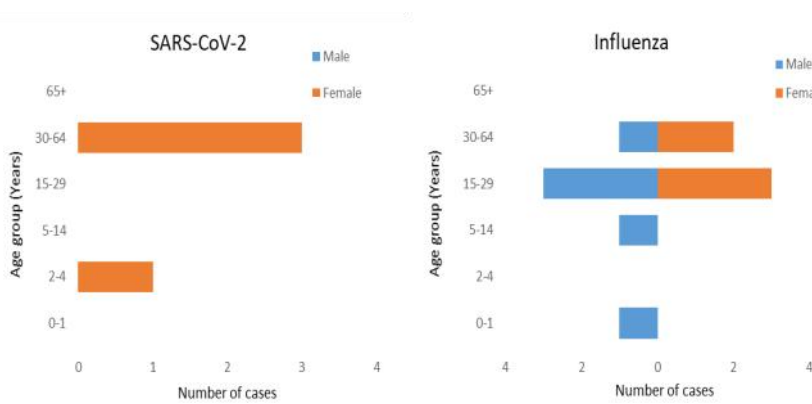


Figure 2: Influenza & SARS-CoV-2 positives by age group and gender

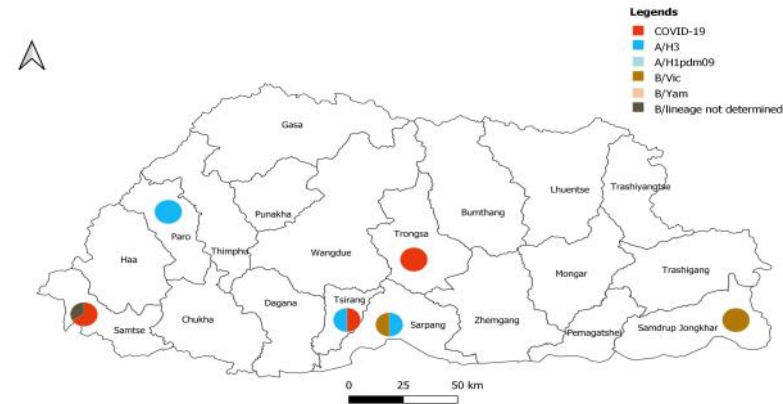


Figure 3: Influenza subtype & SARS-CoV-2 positive percent by District

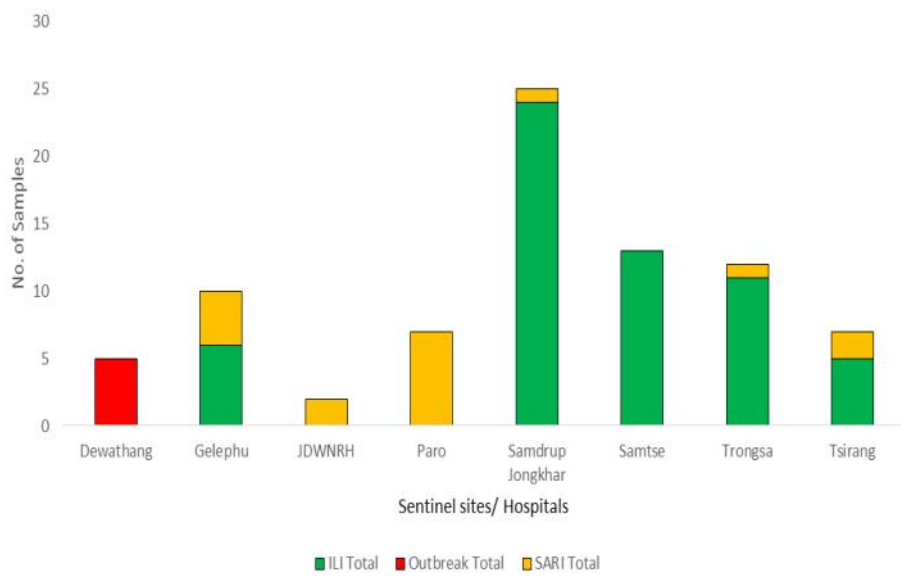


Figure 4: ILI and SARI Specimens status for Testing week 29, 2023

Table 1: Influenza subtypes and SARS-CoV-2 in Testing week 29, 2023

Sentinel/ Hospitals	ILI				Flu Outbreak			SARI		Grand Total
	A/H3 determined	B/lineage not B/Vic Neg	SARS-CoV-2	ILI Total	B/Vic	Neg	Outbreak Total	A/H3 Neg	SARI Total	
Dewathang					4	1	5			5
Gelephu	1	1	4	6				4	4	10
JDWNRH								2	2	2
Paro								1	6	7
Samdrup Jongkhar			2	22				1	1	25
Samtse	1		10	2						13
Trongsa			10	1				1	1	12
Tsirang	1		3	1				2	2	7
Grand Total	2	1	3	49	4	1	5	1	16	17

Table 2: ILI and SARI cases reporting status for week 29, 2023

Year	Week	Site	Department	SARI	IPD	Year	Week	Site	ILI	OPD
2023	29	Gelephu CRRH	Pediatric Ward	7	12	2023	29	Paro Hospital	91	3424
2023	29	Gelephu CRRH	ICU	0	4	2023	29	Punakha Hospital	3	1210
2023	29	Gelephu CRRH	Medical Ward	4	15	2023	29	Samdrup Jongkhar Hospital	57	570
2023	29	JDWNRH	Pediatric Ward	3	38	2023	29	Samtse Hospital	18	1328
2023	29	JDWNRH	Medical Extension Ward	Not Reported		2023	29	Trashigang Hospital	14	814
2023	29	JDWNRH	Pediatric ICU	Not Reported		2023	29	Trongsa Hospital	13	457
2023	29	JDWNRH	Cabin	Not Reported		2023	29	Tsirang Hospital	20	1072
2023	29	JDWNRH	Medical Ward	Not Reported				Total	216	8875
2023	29	JDWNRH	ICU	0	10					
2023	29	JDWNRH	Emergency	Not Reported						
2023	29	Monggar ERRH	ICU	Not Reported						
2023	29	Monggar ERRH	Medical Ward	0	4					
2023	29	Monggar ERRH	Pediatric Ward	0	14					
2023	29	Paro Hospital	General Ward	6	36					
2023	29	Phuentsholing Hospital	Medical Ward	8	34					
2023	29	Punakha Hospital	General Ward	1	25					
2023	29	Samdrup Jongkhar Hospital	General Ward	2	16					
2023	29	Samtse Hospital	General Ward	0	14					
2023	29	Trashigang Hospital	General Ward	0	30					
2023	29	Trongsa Hospital	General Ward	0	7					
2023	29	Tsirang Hospital	General Ward	1	39					
		Total		32	298					

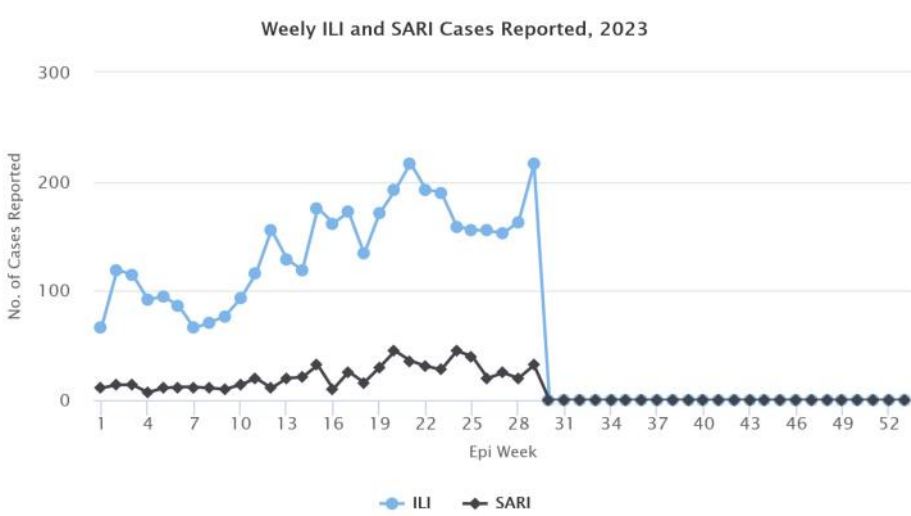


Figure 5: Weekly trend of ILI and SARI cases reported by Sentinel Hospitals