

Weekly Report of COVID-19 Integrated ILI and SARI Surveillance

Royal Centre for Disease Control
Ministry of Health

Wangchutaba, Serbithang, Thimphu, Bhutan.

Post Box No. 667, Tele: +975-02-350577/78

Website: www.rcdc.gov.bt, Email: rcdc@health.gov.bt

Weekly COVID-19 Integrated Flu Surveillance Report for week 31 (Jul 31 — Aug 6, 2023)

- A total of 90 ILI and SARI specimens were tested by Multiplex PCR (SC2) and detected 20.0 % (18/90) Influenza positive and 15.6 % (14/90) SARS-CoV-2 positives. Influenza positivity increased by 2.3 % compared to the previous week (Figure 1). The affected age group for Influenza was 30—64 years (55.6 %), and the affected age group for SARS-CoV-2 was also 30 – 64 years (57.1 %) (Figure 2).
- All 7 ILI and 11 SARI Sentinel hospitals have reported for the week (Figure 5, Table 2).

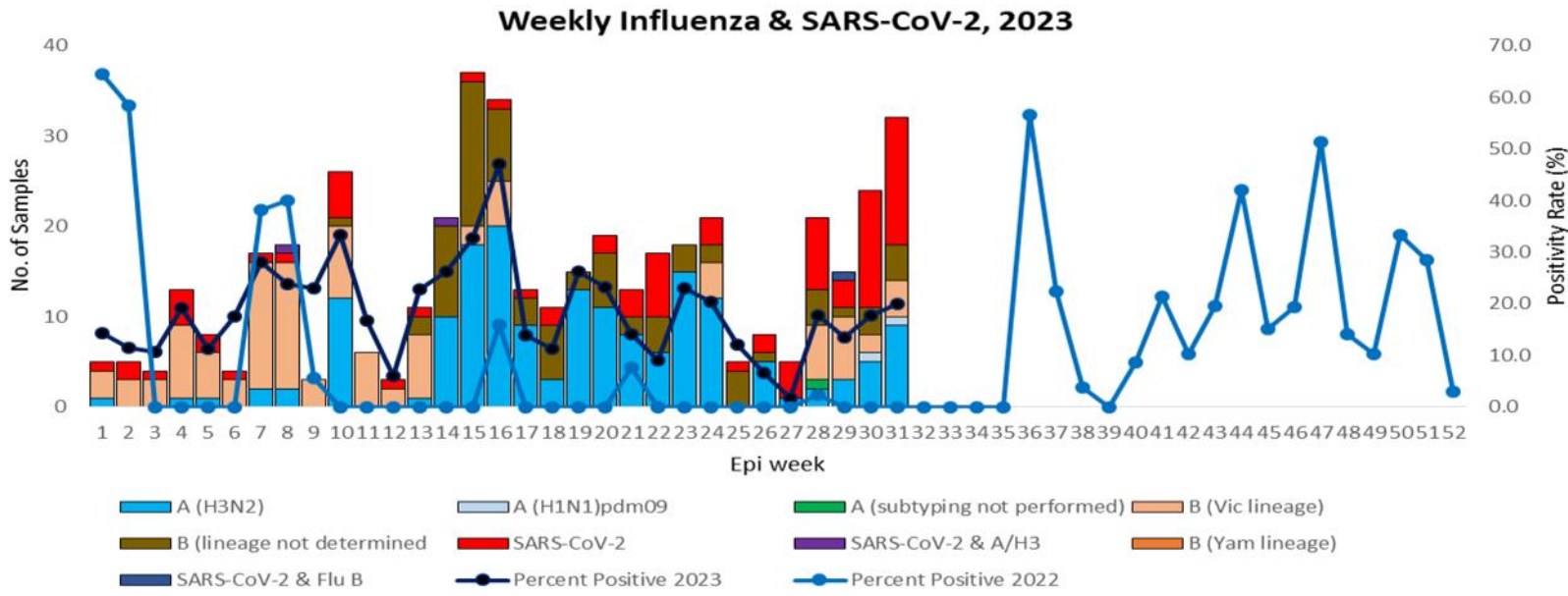


Figure 1: Weekly Influenza subtypes and SARS-CoV-2 through ILI and SARI Sentinel Surveillance

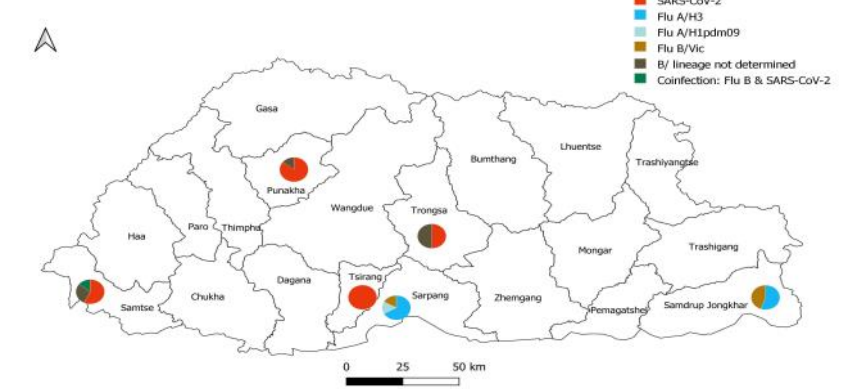
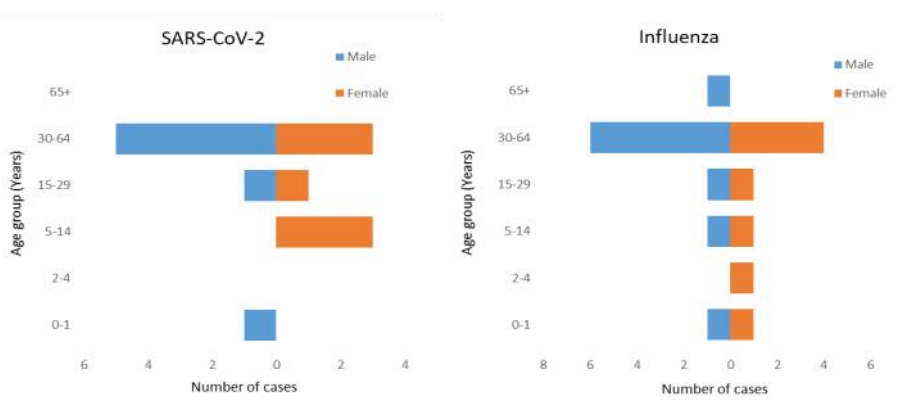


Figure 2: Influenza & SARS-CoV-2 positives by age group and gender

Figure 3: Influenza subtype & SARS-CoV-2 positive percent by District

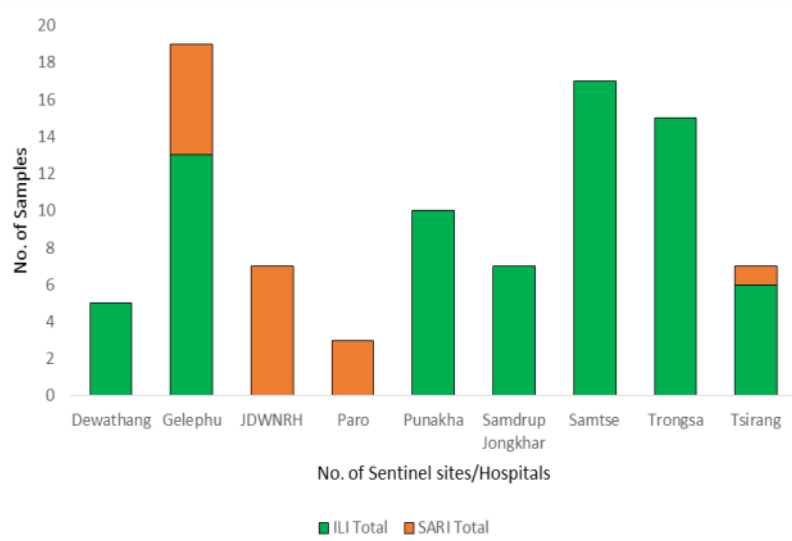


Figure 4: ILI and SARI Specimens status for Testing week 31, 2023

Table 1: Influenza subtypes and SARS-CoV-2 in Testing week 31, 2023

Sentinel Sites/ Hospitals	ILI					SARI				Grand Total
	A/H3	B/ lineage not determined	B/ lineage not determined & SARS-CoV-2	SARS- CoV-2 B/Vic	Neg	ILI Total	A/pdm09	B/Vic	Neg	
Dewathang	4			1		5				5
Gelephu	4					9	1	1	4	6
JDWNRH								7	7	7
Paro								3	3	3
Punakha		1			6	3				10
Samdrup Jongkhar	1			3		3				7
Samtse		2	1		4	10				17
Trongsa		1			1	13				15
Tsirang					3	3			1	1
Grand Total	9	4	1	4	14	41	1	1	15	17

Table 2: ILI and SARI cases reporting status for week 31, 2023

Year	Week	Site	Department	SARI	IPD	Year	Week	Site	ILI	OPD
2023	31	Gelephu CRRH	Pediatric Ward	3	8	2023	31	Paro Hospital	66	3230
2023	31	Gelephu CRRH	ICU	0	3	2023	31	Punakha Hospital	3	1376
2023	31	Gelephu CRRH	Medical Ward	Not Reported		2023	31	Samdrup Jongkhar Hospital	49	611
2023	31	JDWNRH	Pediatric Ward	Not Reported		2023	31	Samtse Hospital	19	1348
2023	31	JDWNRH	Medical Extension Ward	Not Reported		2023	31	Trashigang Hospital	9	780
2023	31	JDWNRH	Pediatric ICU	0	5	2023	31	Trongsa Hospital	17	498
2023	31	JDWNRH	Cabin	Not Reported		2023	31	Tsirang Hospital	6	866
2023	31	JDWNRH	Medical Ward	Not Reported		Total			169	8709
2023	31	JDWNRH	ICU	0	9					
2023	31	JDWNRH	Emergency	Not Reported						
2023	31	Monggar ERRH	ICU	0	0					
2023	31	Monggar ERRH	Medical Ward	0	10					
2023	31	Monggar ERRH	Pediatric Ward	Not Reported						
2023	31	Paro Hospital	General Ward	5	40					
2023	31	Phuentsholing Hospital	Medical Ward	6	34					
2023	31	Punakha Hospital	General Ward	7	31					
2023	31	Samdrup Jongkhar Hospital	General Ward	2	15					
2023	31	Samtse Hospital	General Ward	0	14					
2023	31	Trashigang Hospital	General Ward	0	36					
2023	31	Trongsa Hospital	General Ward	0	9					
2023	31	Tsirang Hospital	General Ward	10	19					
Total				33	233					

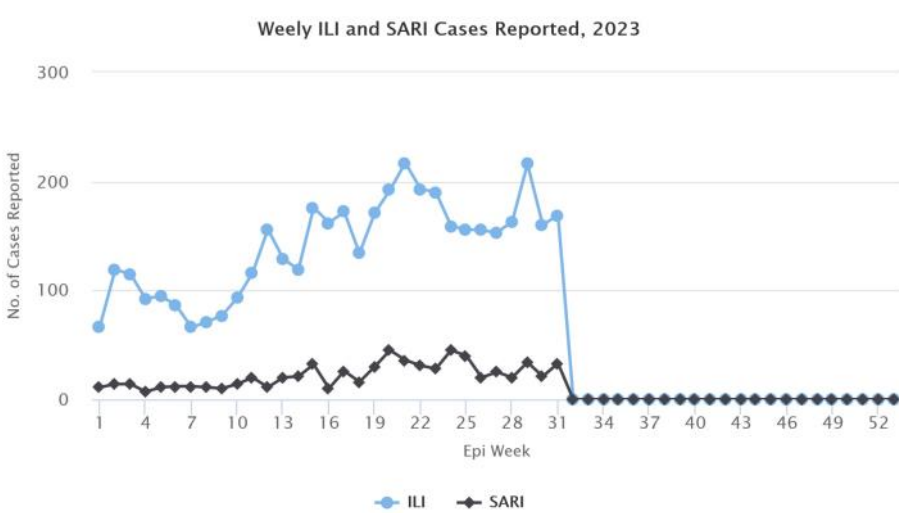


Figure 5: Weekly trend of ILI and SARI cases reported by Sentinel Hospitals