

# Weekly Report of COVID-19 Integrated ILI and SARI Surveillance

## Royal Centre for Disease Control

Ministry of Health

Wangchutaba, Serbithang, Thimphu, Bhutan.

Post Box No. 667, Tele: +975-02-350577/78

Website: www.rcdc.gov.bt, Email: rcdc@health.gov.bt

### Weekly COVID-19 Integrated Flu Surveillance Report for week 32 (Aug 7 – 13, 2023)

- A total of 135 ILI and SARI specimens including outbreak samples were tested by Multiplex PCR (SC2) and detected 28.9% (39/135) Influenza positive and 8.9% (12/135) SARS-CoV-2 positives. Influenza positivity increased by 8.9% compared to the previous week (Figure 1). The affected age group for Influenza was 15–29 years (53.7%), followed by 5–14 (24.4%), while the affected age group for SARS-CoV-2 was also 30–64 years (38.5%) (Figure 2).
- All 7 ILI and 11 SARI Sentinel hospitals have reported for the week (Figure 5, Table 2).

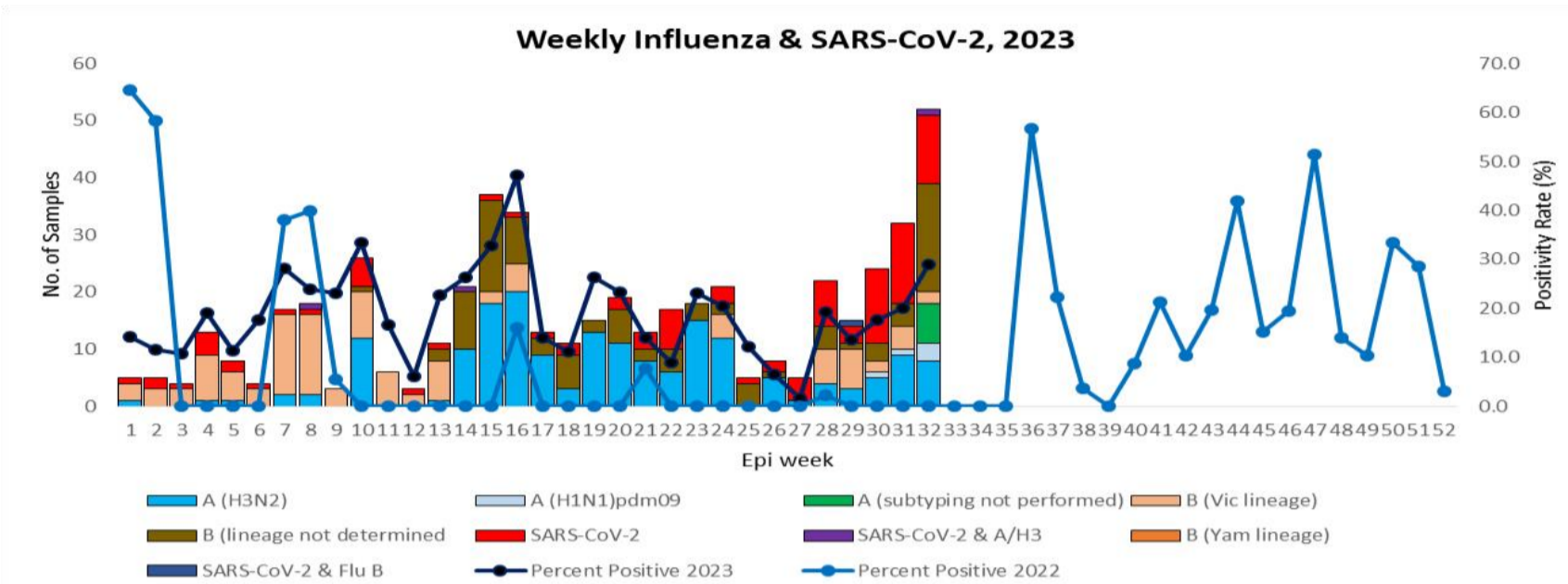


Figure 1: Weekly Influenza subtypes and SARS-CoV-2 through ILI and SARI Sentinel Surveillance

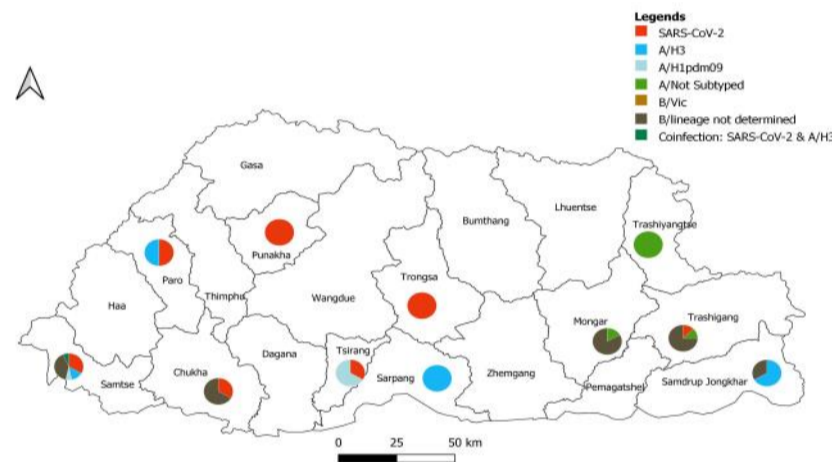
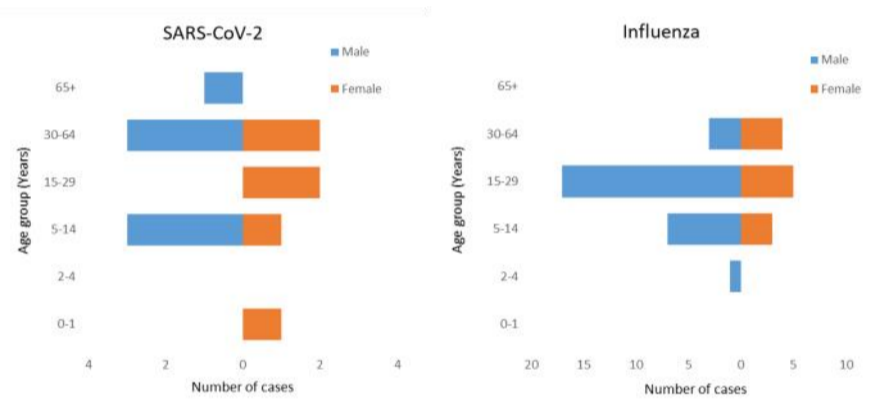


Figure 2: Influenza & SARS-CoV-2 positives by age group and gender

Figure 3: Influenza subtype & SARS-CoV-2 positive percent by District

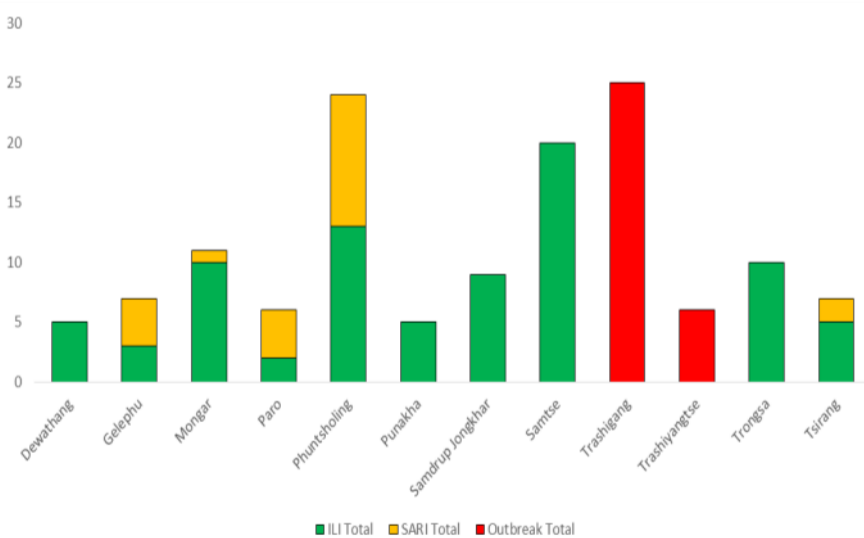


Table 1: Influenza subtypes and SARS-CoV-2 in Testing week 32, 2023

Sentinel sites/ Hospitals	ILI				SARI		Outbreak			Grand Total								
	A/Not subtyped	A/H3 & SARS-CoV-2	A/pdm09	B/lineage not determined	SARS-CoV-2	ILI Total	SARI Total	A/Not subtyped	B/lineage not determined		SARS-CoV-2							
Dewathang		2		2		1	5				5							
Gelephu		1				2	3	4	4		7							
Mongar	1			5		4	10	1	1		11							
Paro		1				1	2	1	3	4	6							
Phuntsholing					2	1	10	13	11	11	24							
Punakha						1	4	5			5							
Samdrup Jongkhar		2				7	9				9							
Samtse		2	1	1	6	5	5	20			20							
Trashigang									1	6	1	17	25					
Trashiyangtse									5		1	6	6					
Trongsa						2	8	10				10	10					
Tsirang				2		1	2	5	2	2		7	7					
<b>Grand Total</b>	<b>1</b>	<b>8</b>	<b>1</b>	<b>3</b>	<b>13</b>	<b>2</b>	<b>10</b>	<b>43</b>	<b>77</b>	<b>1</b>	<b>21</b>	<b>22</b>	<b>6</b>	<b>6</b>	<b>1</b>	<b>18</b>	<b>31</b>	<b>135</b>

Table 2: ILI and SARI cases reporting status for week 32, 2023

Year	Week	Site	Department	SARI	IPD	Year	Week	Site	ILI	OPD
2023	32	Gelephu CRRH	Pediatric Ward	3	8	2023	32	Paro Hospital	77	3646
2023	32	Gelephu CRRH	ICU	0	2	2023	32	Punakha Hospital	9	1504
2023	32	Gelephu CRRH	Medical Ward	Not Reported		2023	32	Samdrup Jongkhar Hospital	65	911
2023	32	JDWNRH	Pediatric Ward	0	40	2023	32	Samtse Hospital	22	1592
2023	32	JDWNRH	Medical Extension Ward	Not Reported		2023	32	Trashigang Hospital	8	951
2023	32	JDWNRH	Pediatric ICU	3	6	2023	32	Trongsa Hospital	20	485
2023	32	JDWNRH	Cabin	Not Reported		2023	32	Tsirang Hospital	16	1165
2023	32	JDWNRH	Medical Ward	Not Reported				<b>Total</b>	<b>217</b>	<b>10254</b>
2023	32	JDWNRH	ICU	3	10					
2023	32	JDWNRH	Emergency	Not Reported						
2023	32	Monggar ERRH	ICU	0	0					
2023	32	Monggar ERRH	Medical Ward	0	6					
2023	32	Monggar ERRH	Pediatric Ward	0	6					
2023	32	Paro Hospital	General Ward	9	45					
2023	32	Phuentsholing Hospital	Medical Ward	5	22					
2023	32	Punakha Hospital	General Ward	4	33					
2023	32	Samdrup Jongkhar Hospital	General Ward	0	11					
2023	32	Samtse Hospital	General Ward	1	14					
2023	32	Trashigang Hospital	General Ward	1	44					
2023	32	Trongsa Hospital	General Ward	0	6					
2023	32	Tsirang Hospital	General Ward	0	19					
		<b>Total</b>		<b>29</b>	<b>272</b>					

Figure 5: Weekly trend of ILI and SARI cases reported by Sentinel Hospitals

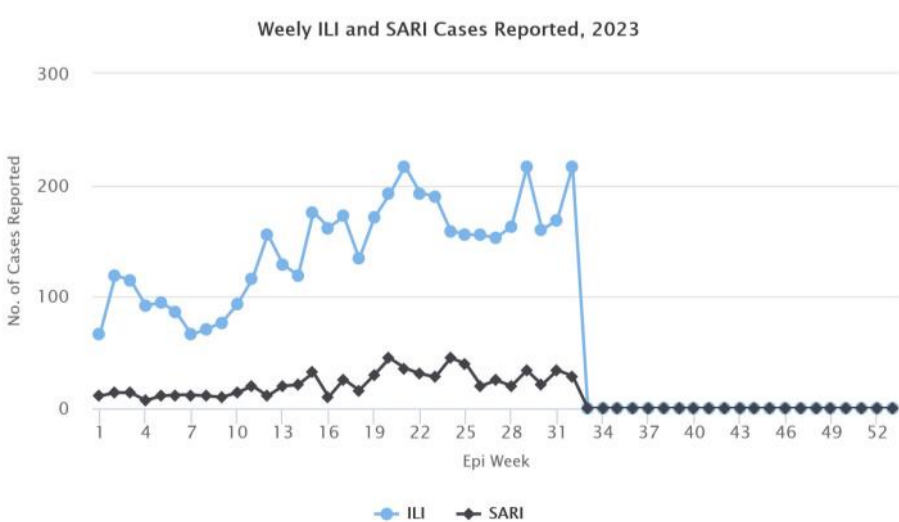


Figure 5: Weekly trend of ILI and SARI cases reported by Sentinel Hospitals