

Weekly Report of COVID-19 Integrated ILI and SARI Surveillance

Royal Centre for Disease Control

Ministry of Health

Wangchutaba, Serbithang, Thimphu, Bhutan.

Post Box No. 667, Tele: +975-02-350577/78

Website: www.rcdc.gov.bt, Email: rcdc@health.gov.bt

Weekly COVID-19 Integrated Flu Surveillance Report for week 33 (Aug 14 – 20, 2023)

- A total of 137 ILI and SARI specimens including outbreak samples were tested by Multiplex PCR (SC2) and detected 37.2 % (51/137) Influenza positive and 13.9 % (19/137) SARS-CoV-2 positives. Influenza positivity increased by 8.3 % compared to the previous week (Figure 1). The affected age group for Influenza was 5–14 years (37.7%) and 30–64 (37.7%), while the affected age group for SARS-CoV-2 was 30 – 64 years (57.9 %) (Figure 2).
- Except Samdrup Jongkhar hospital all sites of ILI and 11 SARI Sentinel hospitals have reported for the week (Figure 5, Table 3).

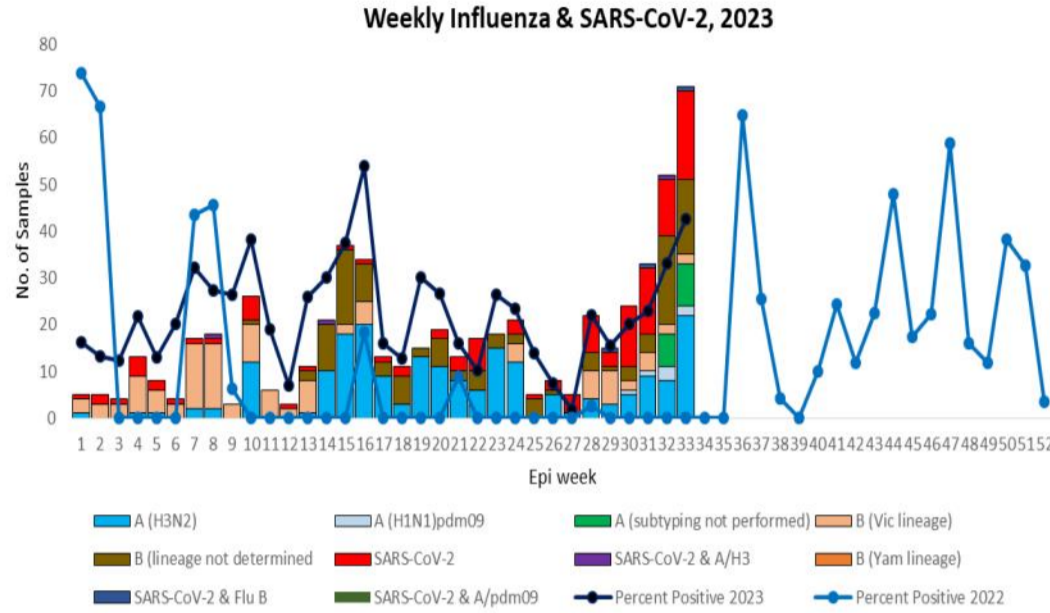


Figure 1: Weekly Influenza subtypes and SARS-CoV-2 through ILI and SARI Sentinel Surveillance

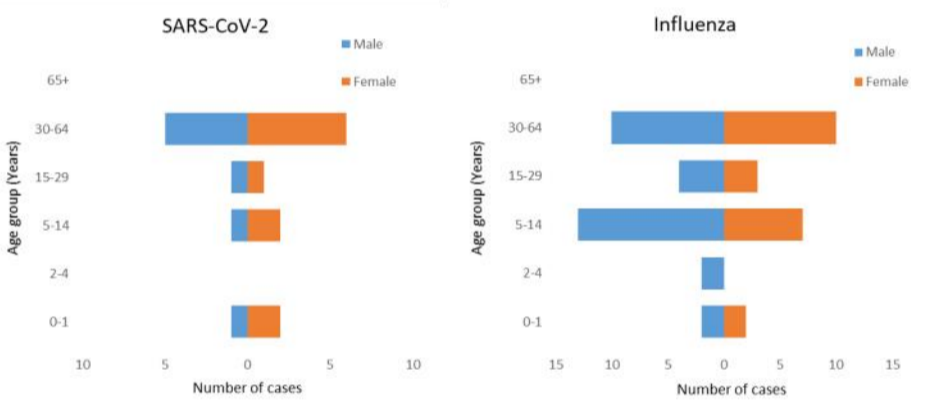


Figure 2: Influenza & SARS-CoV-2 positives by age group and gender

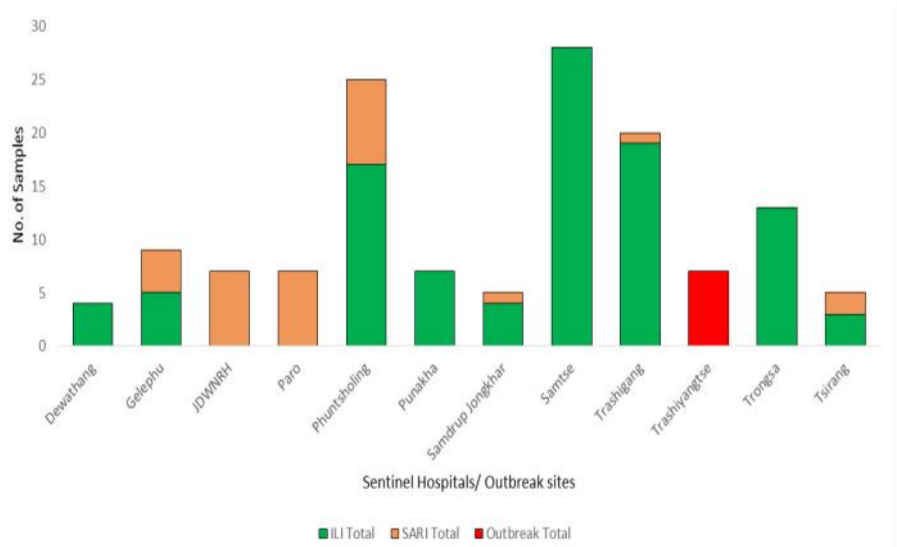


Figure 4: ILI and SARI Specimens status for Testing week 33, 2023

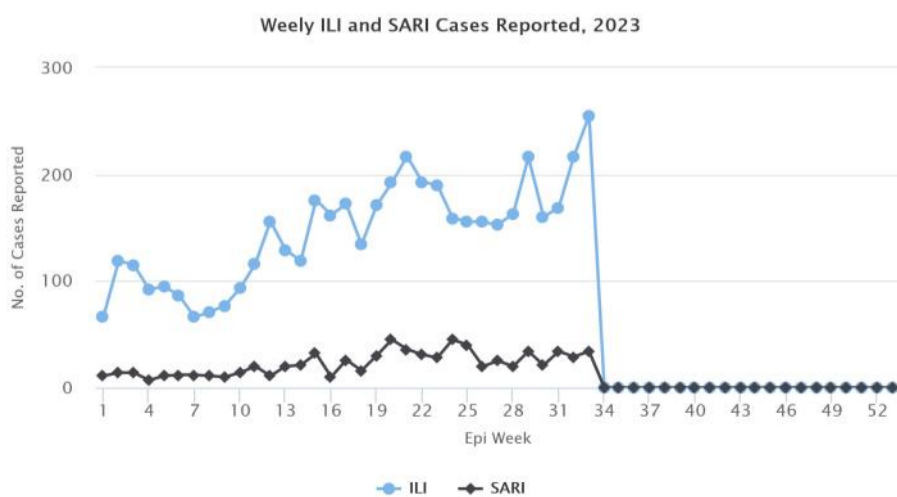


Figure 5: Weekly trend of ILI and SARI cases reported by Sentinel Hospitals

Table 1: Acute respiratory infection (ARI) outbreak reported and confirmed Influenza and COVID-19 during week 33 (Aug 14–20) 2023.

Location/Place	ARI cases	Influenza	COVID-19
Baying Central School, Trashiyangtse		62	
Kuenzaling central school, Tyantgtse		11	1
Pangtokha Primary school, Tyantgtse		24	
Rabtey Chewog, Tyantgtse		43	
Sherabtse college and general public, Trashigang		7	1
Tomijangsa primary school, Tyantgtse		21	
Tshaling Primary school, Trashiyangtse		58	
Grand Total	864	18	2

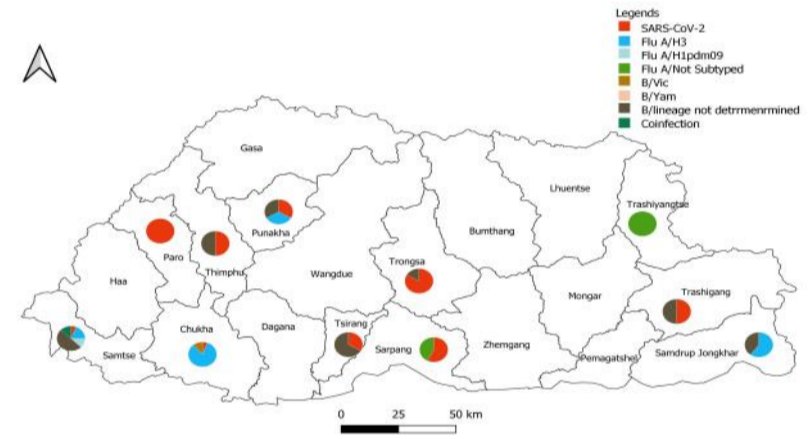


Figure 3: Influenza subtype & SARS-CoV-2 positive percent by District

Table 2: Influenza subtypes and SARS-CoV-2 in Testing week 33, 2023

Sentinel Hospitals/ Outbreak Sites	ILI				SARI				Outbreak		Grand Total
	A/ Not subtyped	A/ A/H3 pdm09	B/ lineage not determined	FLU B & SARS-CoV-2	A/ Not subtyped	B/ lineage not determined	SARS-CoV-2	SARI	A/ Not subtyped	Outbreak	
Dewathang		3		1							4
Gelephu	1						4			4	9
JDWNRH								1		7	7
Paro									2	7	7
Phuntsholing		12					2		3	1	8
Punakha	1			1			1				7
Samdrup Jongkhar									1	1	5
Samtse	3	2	1	8	1		1				28
Trashigang				1			1				19
Trashiyangtse										6	7
Trongsa				1			5				13
Tsirang				1			1		1	2	5
Grand Total	1	19	2	13	1	2	13	96	2	3	137

Table 3: ILI and SARI cases reporting status for week 33, 2023

Year	Week	Site	Department	SARI	IPD	Year	Week	Site	ILI	OPD
2023	33	Gelephu CRRH	Pediatric Ward	6	9	2023	33	Paro Hospital		153 3805
2023	33	Gelephu CRRH	ICU	0	1	2023	33	Punakha Hospital		12 1450
2023	33	Gelephu CRRH	Medical Ward	Not Reported		2023	33	Samdrup Jongkhar Hospital	Not Reported	
2023	33	JDWNRH	Pediatric Ward	2	51	2023	33	Samtse Hospital		26 1380
2023	33	JDWNRH	Medical Extension Ward	Not Reported		2023	33	Trashigang Hospital		16 915
2023	33	JDWNRH	Pediatric ICU	0	6	2023	33	Trongsa Hospital		39 518
2023	33	JDWNRH	Cabin	Not Reported		2023	33	Tsirang Hospital		9 1160
2023	33	JDWNRH	Medical Ward	Not Reported					Total	255 9228
2023	33	JDWNRH	ICU	0	8					
2023	33	JDWNRH	Emergency	Not Reported						
2023	33	Monggar ERRH	ICU	0	1					
2023	33	Monggar ERRH	Medical Ward	0	8					
2023	33	Monggar ERRH	Pediatric Ward	0	7					
2023	33	Paro Hospital	General Ward	11	48					
2023	33	Phuentsholing Hospital	Medical Ward	6	32					
2023	33	Punakha Hospital	General Ward	3	24					
2023	33	Samdrup Jongkhar Hospital	General Ward	1	8					
2023	33	Samtse Hospital	General Ward	0	15					
2023	33	Trashigang Hospital	General Ward	0	34					
2023	33	Trongsa Hospital	General Ward	2	5					
2023	33	Tsirang Hospital	General Ward	2	18					
			Total	33	275					