

# Weekly Report of COVID-19 Integrated ILI and SARI Surveillance

## Royal Centre for Disease Control

Ministry of Health

Wangchutaba, Serbithang, Thimphu, Bhutan.

Post Box No. 667, Tele: +975-02-350577/78

Website: www.rcdc.gov.bt, Email: rcdc@health.gov.bt

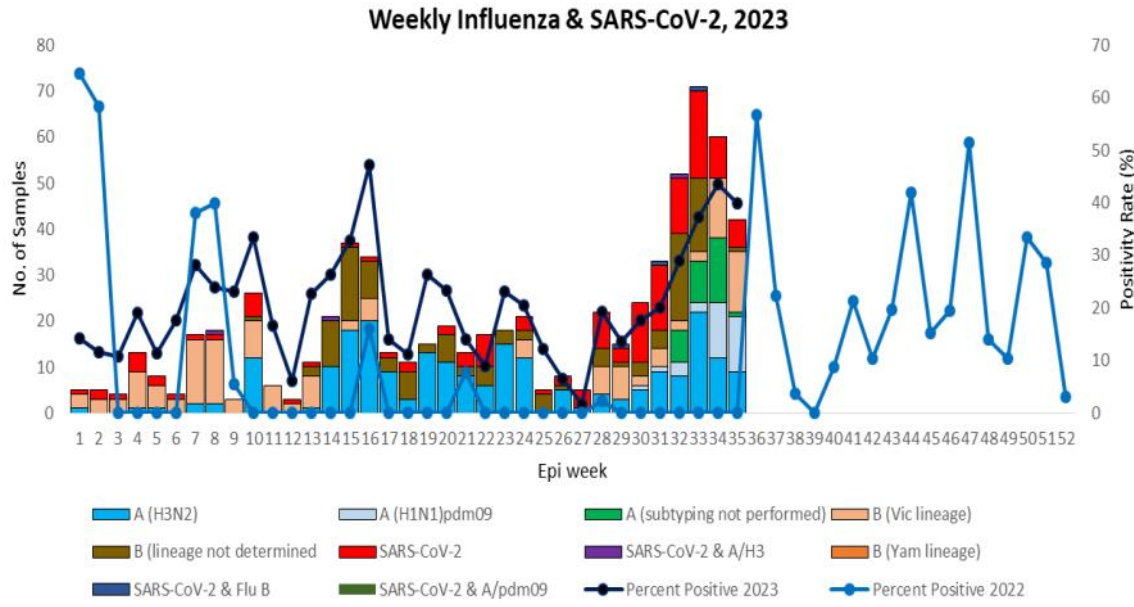


### Weekly COVID-19 Integrated Flu Surveillance Report for week 35 (Aug 28 — Sep 3, 2023)

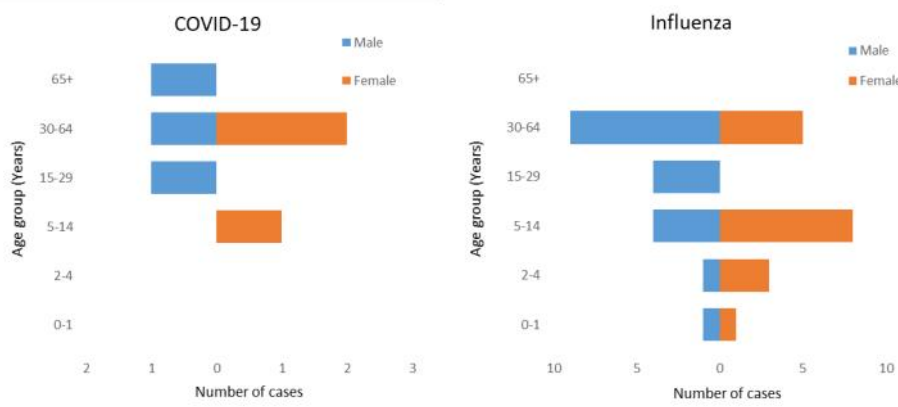
- A total of 90 ILI and SARI specimens were received and detected 40.0% (36/90) positive influenza and 6.7% (6/90) positive SARS-CoV-2 by Multiplex PCR (SC2). Influenza positivity decreased by 3.6% compared to the previous week (Figure 1). The affected age group for Influenza was 30–64 years (38.9%), followed by 5–14 (33.3%), while the affected age group for COVID-19 was 30 – 64 years (50.0%) (Figure 2).
- All 7 ILI sentinel Hospitals have reported, however, few SARI hospitals have not reported for the week (Figure 5, Table 3).

**Table 1:** Acute respiratory infection (ARI) outbreak reported during the week 35

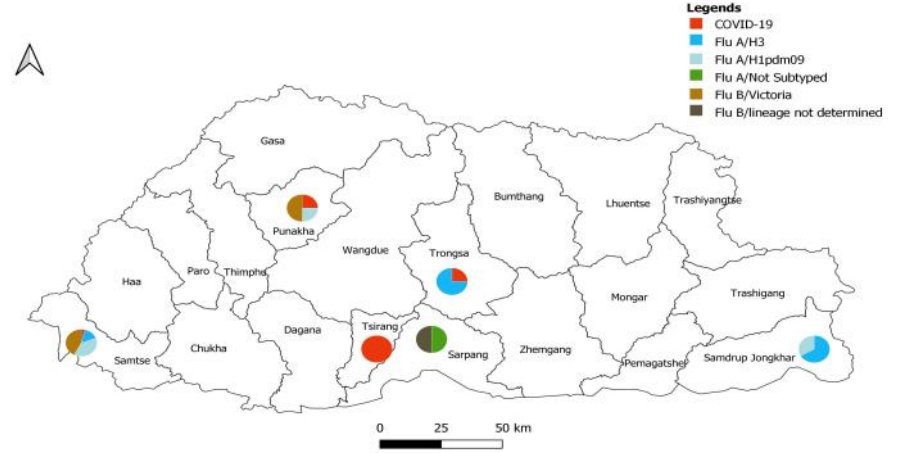
Sl. No.	Place/Locaiion	No. of ARI cases		Remarks
		Reported	Type	
1	Dungtse Middle Secondary School, Trashigang	60	Influenza	Outbreak was confirmed as Influenza by Flu rapid test
2	Kheni Lower Secondary School, Trashiyangtse	15	Influenza	Outbreak was confirmed clinically



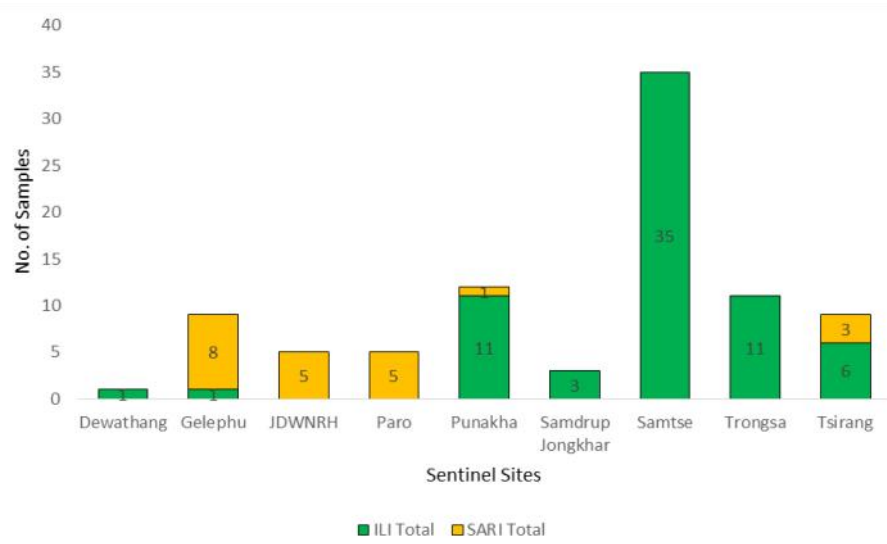
**Figure 1:** Weekly Influenza subtypes and SARS-CoV-2 through ILI and SARI Sentinel Surveillance



**Figure 2:** Influenza & SARS-CoV-2 positives by age group and gender



**Figure 3:** Influenza subtype & SARS-CoV-2 positive percent by District



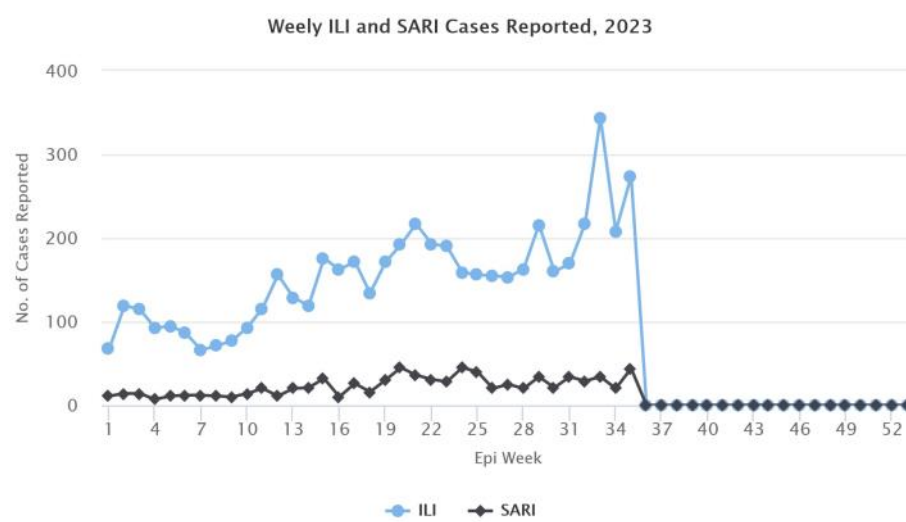
**Figure 4:** ILI and SARI Specimens status for Testing week 35, 2023

**Table 2:** Influenza subtypes and SARS-CoV-2 in Testing week 35, 2023

Sentinel Hospitals	ILI						SARI				Grand Total
	A/H3	A/pdm09	B/lineage not determined	SARS-CoV-2	Neg	Total	ILI A/Not subtyped	SARS-CoV-2	SARI Neg	Total	
Dewathang	1					1					1
Gelephu			1			1	1	7	8	9	
JDWNRH								5	5	5	
Paro								5	5	5	
Punakha		1		2	1	7		1	1	12	
Samdrup Jongkhar	1	1				3				3	
Samtse	4	10		11	1	35				35	
Trongsa	3				1	7				11	
Tsirang					2	4		1	2	3	
<b>Grand Total</b>	<b>9</b>	<b>12</b>	<b>1</b>	<b>13</b>	<b>5</b>	<b>28</b>	<b>1</b>	<b>1</b>	<b>20</b>	<b>22</b>	<b>90</b>

**Table 3:** ILI and SARI cases reporting status for week 35, 2023

Year	Week	Site	Department	SARI	IPD	Year	Week	Site	ILI	OPD
2023	35	Gelephu CRRH	Pediatric Ward	5	11	2023	35	Paro Hospital	101	3634
2023	35	Gelephu CRRH	ICU	Not Reported		2023	35	Punakha Hospital	41	1765
2023	35	Gelephu CRRH	Medical Ward	Not Reported		2023	35	Samdrup Jongkhar Hospital	79	664
2023	35	JDWNRH	Pediatric Ward	7	36	2023	35	Samtse Hospital	10	1489
2023	35	JDWNRH	Medical Extension Ward	Not Reported		2023	35	Trashigang Hospital	10	922
2023	35	JDWNRH	Pediatric ICU	0	5	2023	35	Trongsa Hospital	27	484
2023	35	JDWNRH	Cabin	Not Reported		2023	35	Tsirang Hospital	6	1291
2023	35	JDWNRH	Medical Ward	Not Reported				<b>Total</b>	<b>274</b>	<b>10249</b>
2023	35	JDWNRH	ICU	0	7					
2023	35	JDWNRH	Emergency	Not Reported						
2023	35	Monggar ERRH	ICU	Not Reported						
2023	35	Monggar ERRH	Medical Ward	0	8					
2023	35	Monggar ERRH	Pediatric Ward	0	7					
2023	35	Paro Hospital	General Ward	7	45					
2023	35	Phuentsholing Hospital	Medical Ward	7	23					
2023	35	Punakha Hospital	General Ward	5	20					
2023	35	Samdrup Jongkhar Hospital	General Ward	Not Reported						
2023	35	Samtse Hospital	General Ward	2	2					
2023	35	Trashigang Hospital	General Ward	0	35					
2023	35	Trongsa Hospital	General Ward	3	6					
2023	35	Tsirang Hospital	General Ward	7	35					
		<b>Total</b>		<b>43</b>	<b>240</b>					



**Figure 5:** Weekly trend of ILI and SARI cases reported by Sentinel Hospitals