

Weekly Report of COVID-19 Integrated ILI and SARI Surveillance

Royal Centre for Disease Control

Ministry of Health

Wangchutaba, Serbithang, Thimphu, Bhutan.

Post Box No. 667, Tele: +975-02-350577/78

Website: www.rcdc.gov.bt, Email: rcdc@health.gov.bt

Weekly COVID-19 Integrated Flu Surveillance Report for week 36 (Sep 4 – 10, 2023)

- A total of 110 ILI and SARI specimens were received and detected 28.2% (31/110) influenza positive and 5.5% (6/110) SARS-CoV-2 positive by Multiplex PCR (SC2). Influenza positivity decreased by 11.8% compared to the previous week (Figure 1). The affected age group for Influenza was 15–29 years (35.5%), followed by 5–14 (32.3%), while the affected age group for COVID-19 was 30 – 64 years (66.7%) (Figure 2).
- All 7 ILI sentinel Hospitals have reported, however, few SARI hospitals have not reported for the week (Figure 5, Table 3).

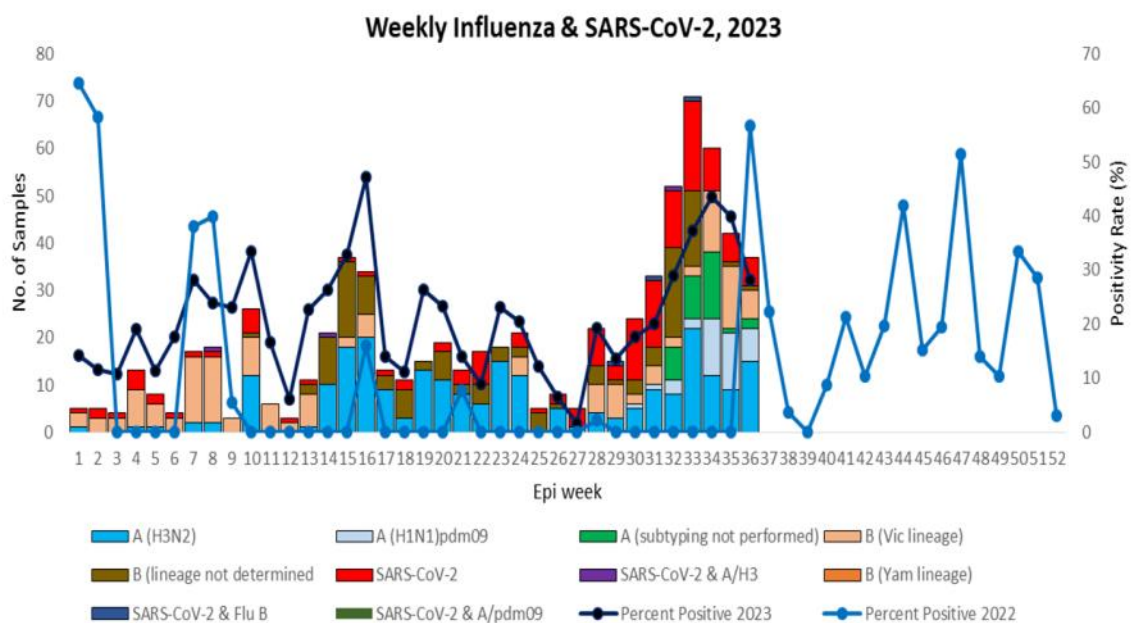


Figure 1: Weekly Influenza subtypes and SARS-CoV-2 through ILI and SARI Sentinel Surveillance

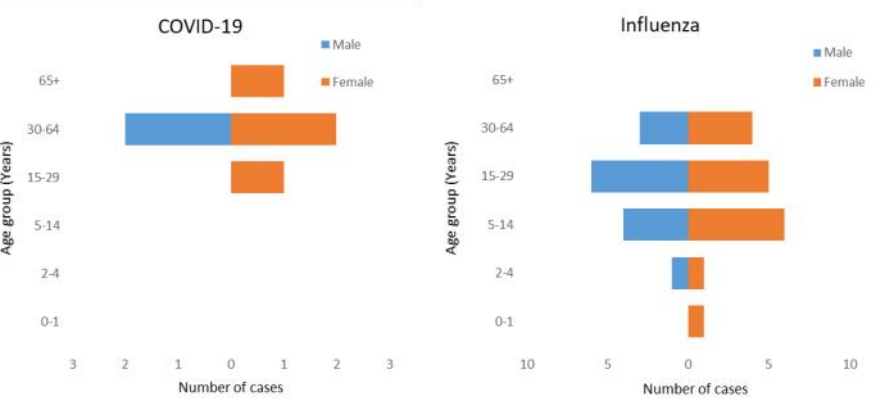


Figure 2: Influenza & SARS-CoV-2 positives by age group and gender

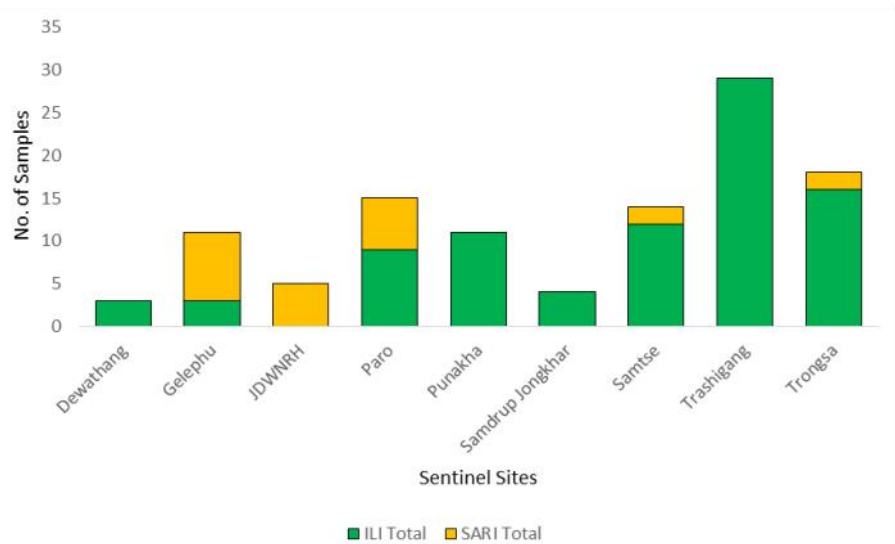


Figure 4: ILI and SARI Specimens status for Testing week 36, 2023

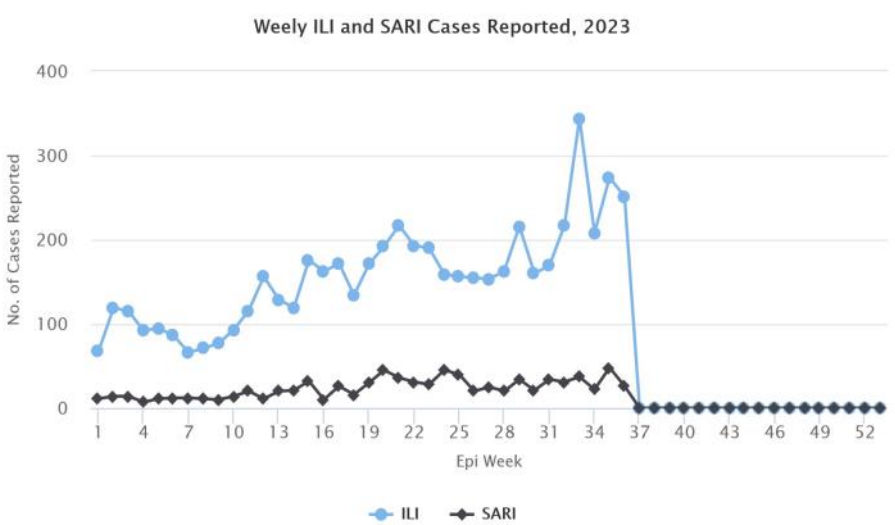


Figure 5: Weekly trend of ILI and SARI cases reported by Sentinel Hospitals

Table 1: Acute respiratory infection (ARI) outbreak reported during the week 36

Sl. No.	Place/Locaton	No. of ARI cases		
		Reported	Outbreak Type	Remarks
	No ARI outbreak reported during the week			

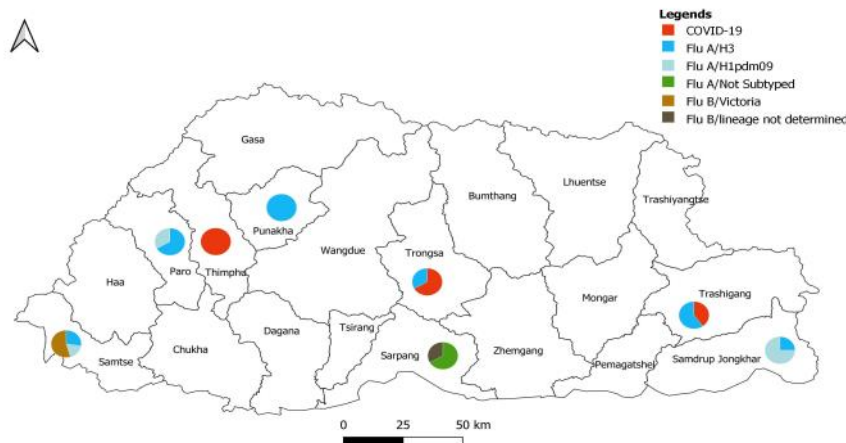


Figure 3: Influenza subtype & SARS-CoV-2 positive percent by District

Table 2: Influenza subtypes and SARS-CoV-2 in Testing week 36, 2023

Sentinel Hospitals	ILI						SARI			Grand Total
	A/H3	Not subtyped	B/lineage not determined	SARS-CoV-2	Neg	ILI Total	A/pdm09	Neg	SARI Total	
	Dewathang	1					2			
Gelephu		2		1		3		8	8	
JDWNRH							1	4	5	
Paro	2		1			6		6	6	
Punakha	2					9			11	
Samdrup Jongkhar			3			1		4	4	
Samtse	3		2		6	1		2	2	
Trashigang	6				4	19			29	
Trongsa	1				2	13		2	2	
Grand Total	15	2	6	1	6	51	1	22	23	110

Table 3: ILI and SARI cases reporting status for week 36, 2023

Year	Week	Site	Department	SARI	IPD	Year	Week	Site	ILI	OPD
2023	36	Gelephu CRRH	Pediatric Ward	3	8	2023	36	Paro Hospital	83	3590
2023	36	Gelephu CRRH	ICU	Not Reported		2023	36	Punakha Hospital	30	1196
2023	36	Gelephu CRRH	Medical Ward	3	26	2023	36	Samdrup Jongkhar Hospital	55	692
2023	36	JDWNRH	Pediatric Ward	Not Reported		2023	36	Samtse Hospital	25	1559
2023	36	JDWNRH	Medical Extension Ward	Not Reported		2023	36	Trashigang Hospital	14	774
2023	36	JDWNRH	Pediatric ICU	0	4	2023	36	Trongsa Hospital	33	488
2023	36	JDWNRH	Cabin	Not Reported		2023	36	Tsirang Hospital	11	1464
2023	36	JDWNRH	Medical Ward	Not Reported				Total	251	9763
2023	36	JDWNRH	ICU	1	8					
2023	36	JDWNRH	Emergency	Not Reported						
2023	36	Monggar ERRH	ICU	0	3					
2023	36	Monggar ERRH	Medical Ward	0	12					
2023	36	Monggar ERRH	Pediatric Ward	0	18					
2023	36	Paro Hospital	General Ward	4	34					
2023	36	Phuentsholing Hospital	Medical Ward	6	24					
2023	36	Punakha Hospital	General Ward	7	38					
2023	36	Samdrup Jongkhar Hospital	General Ward	Not Reported						
2023	36	Samtse Hospital	General Ward	0	12					
2023	36	Trashigang Hospital	General Ward	0	55					
2023	36	Trongsa Hospital	General Ward	0	8					
2023	36	Tsirang Hospital	General Ward	2	33					
		Total		26	283					