

Weekly Report of COVID-19 Integrated ILI and SARI Surveillance

Royal Centre for Disease Control
Ministry of Health

Wangchutaba, Serbithang, Thimphu, Bhutan.

Post Box No. 667, Tele: +975-02-350577/78

Website: www.rcdc.gov.bt, Email: rcdc@health.gov.bt

Weekly COVID-19 Integrated Flu Surveillance Report for week 37 (Sep 11 – 17, 2023)

- A total of 105 ILI and SARI specimens were received and detected 30.5% (32/105) influenza positive and 2.9% (3/105) SARS-CoV-2 positive by Multiplex PCR (SC2). Influenza positivity increased by 2.3% compared to the previous week (Figure 1). The affected age group for Influenza was 30–64 years (37.5%), followed by 5–14 (31.3%), while the affected age group for COVID-19 was 30 – 64 years (66.7%) (Figure 2).
- All 7 ILI sentinel Hospitals and 11 SARI Sentinel Hospitals have reported for the week (Figure 5, Table 3).

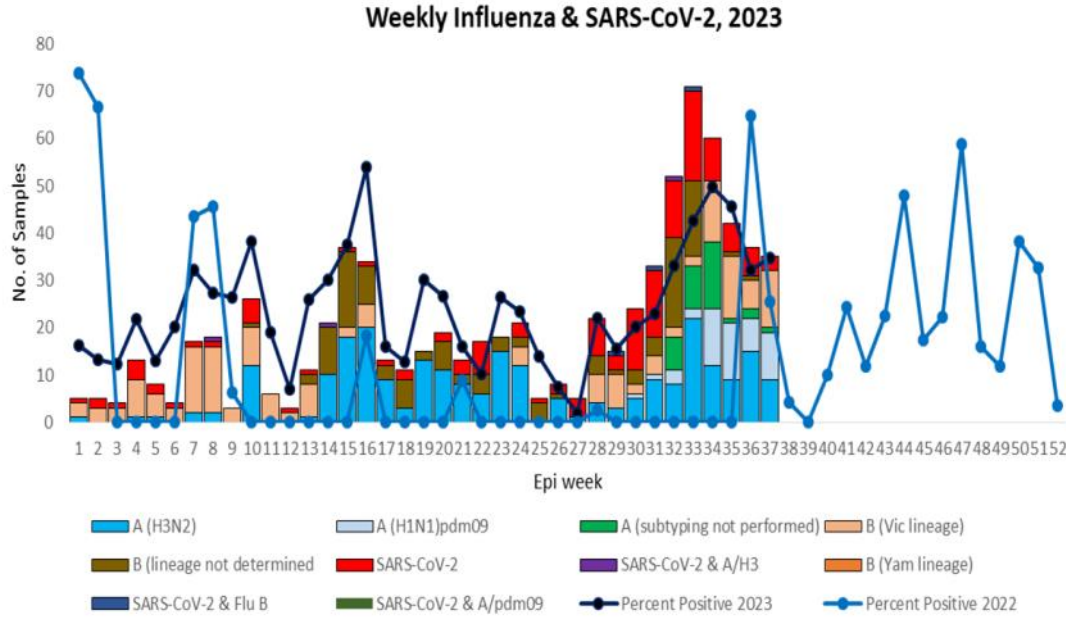


Table 1: Acute respiratory infection (ARI) outbreak reported during the week 37

Sl. No.	Place/Locaton	No. of ARI cases Reported	Outbreak Type	Remarks
1	Gyalpoizhing Higher Secondary school, Mongar	12	Influenza	Confirmed by Flu rapide test

Figure 1: Weekly Influenza subtypes and SARS-CoV-2 through ILI and SARI Sentinel Surveillance

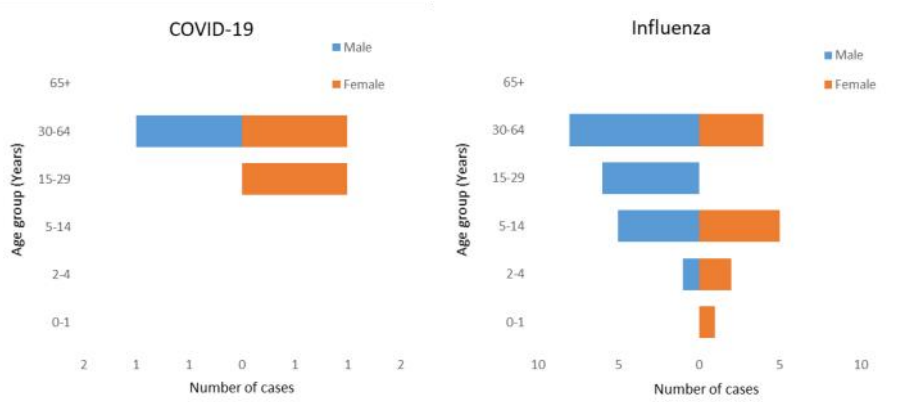


Figure 2: Influenza & SARS-CoV-2 positives by age group and gender

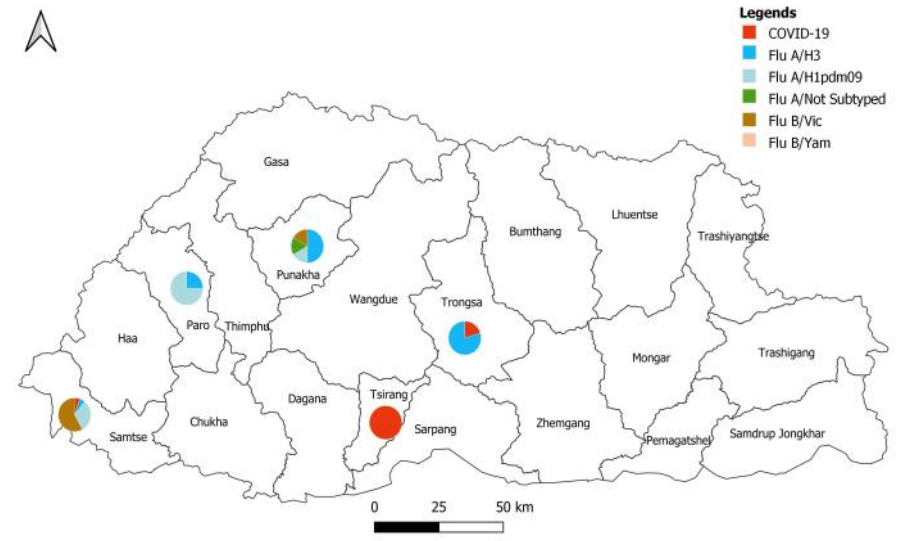


Figure 3: Influenza subtype & SARS-CoV-2 positive percent by District

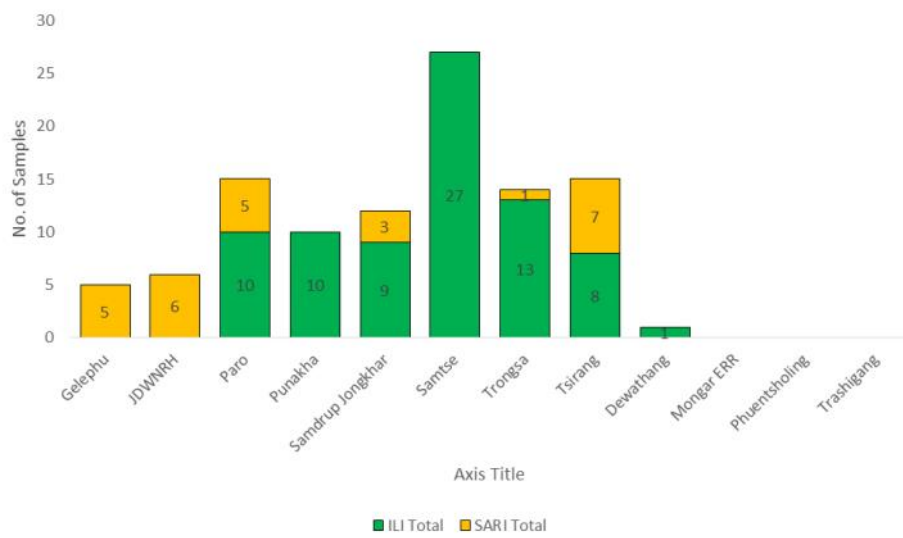


Figure 4: ILI and SARI Specimens status for Testing week 37, 2023

Table 2: Influenza subtypes and SARS-CoV-2 in Testing week 37, 2023

Sentinel sites/ Hospitals	ILI					SARI			Grand Total
	A/H3	Not subtyped	A/pdm09	B/Vic	SARS-CoV-2	ILI Total	SARS-CoV-2	SARI Total	
Gelephu								5	5
JDWNRH								6	6
Paro	1		3			6		5	15
Punakha	3	1	1	1		4		5	10
Samdrup Jongkhar						9		3	12
Samtse	1		6	11	1	8		3	27
Trongsa	4				1	8		1	14
Tsirang						8	1	6	15
Dewathang						1			1
Mongar ERR									
Phuentsholing									
Trashigang									
Grand Total	9	1	10	12	2	44	1	26	105

Table 3: ILI and SARI cases reporting status for week 37, 2023

Year	Week	Site	Department	SARI	IPD	Year	Week	Site	ILI	OPD
2023	37	Gelephu CRRH	Pediatric Ward	6	9	2023	37	Paro Hospital	113	3472
2023	37	Gelephu CRRH	ICU	0	2	2023	37	Punakha Hospital	16	1236
2023	37	Gelephu CRRH	Medical Ward	1	10	2023	37	Samdrup Jongkhar Hospital	36	649
2023	37	JDWNRH	Pediatric Ward	2	28	2023	37	Samtse Hospital	18	1417
2023	37	JDWNRH	Medical Extension Ward	Not Reported		2023	37	Trashigang Hospital	27	924
2023	37	JDWNRH	Pediatric ICU	0	4	2023	37	Trongsa Hospital	27	480
2023	37	JDWNRH	Cabin	Not Reported		2023	37	Tsirang Hospital	10	1385
2023	37	JDWNRH	Medical Ward	Not Reported				Total	247	9563
2023	37	JDWNRH	ICU	0	8					
2023	37	JDWNRH	Emergency	Not Reported						
2023	37	Monggar ERRH	ICU	Not Reported						
2023	37	Monggar ERRH	Medical Ward	0	6					
2023	37	Monggar ERRH	Pediatric Ward	2	10					
2023	37	Paro Hospital	General Ward	6	41					
2023	37	Phuentsholing Hospital	Medical Ward	5	28					
2023	37	Punakha Hospital	General Ward	7	26					
2023	37	Samdrup Jongkhar Hospital	General Ward	0	8					
2023	37	Samtse Hospital	General Ward	0	14					
2023	37	Trashigang Hospital	General Ward	0	40					
2023	37	Trongsa Hospital	General Ward	1	8					
2023	37	Tsirang Hospital	General Ward	3	35					
		Total		33	277					

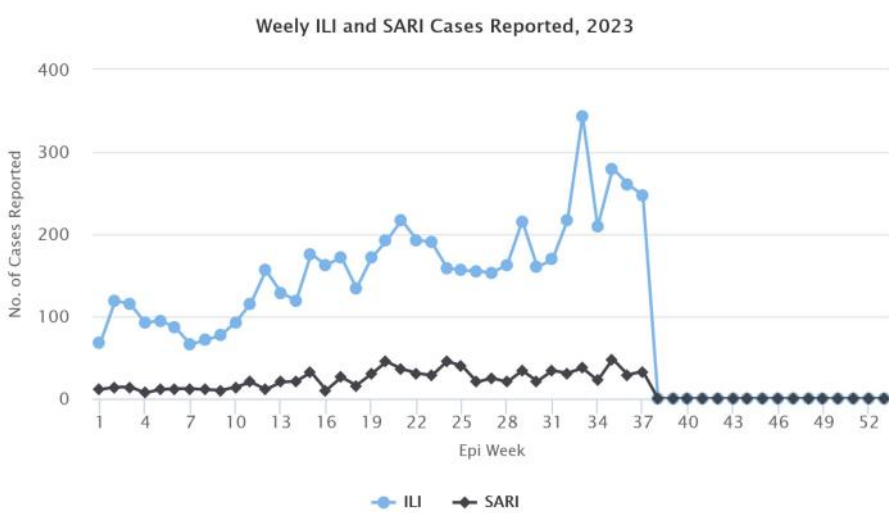


Figure 5: Weekly trend of ILI and SARI cases reported by Sentinel Hospitals