

Weekly Report of COVID-19 Integrated ILI and SARI Surveillance

Royal Centre for Disease Control

Ministry of Health

Wangchutaba, Serbithang, Thimphu, Bhutan.

Post Box No. 667, Tele: +975-02-350577/78

Website: www.rcdc.gov.bt, Email: rcdc@health.gov.bt

Weekly COVID-19 Integrated Flu Surveillance Report for week 38 (Sep 18 – 24, 2023)

- A total of 70 ILI and SARI specimens were received and detected 32.9% (23/70) influenza positive by Multiplex PCR (SC2). There was zero COVID-19 during the week. Influenza positivity increased by 2.4% compared to the previous week (Figure 1). The affected age group for Influenza was 15–29 years (54.5%), followed by 5–14 (27.3%) (Figure 2).
- All 7 ILI sentinel Hospitals and 11 SARI Sentinel Hospitals have reported for the week (Figure 5, Table 3).

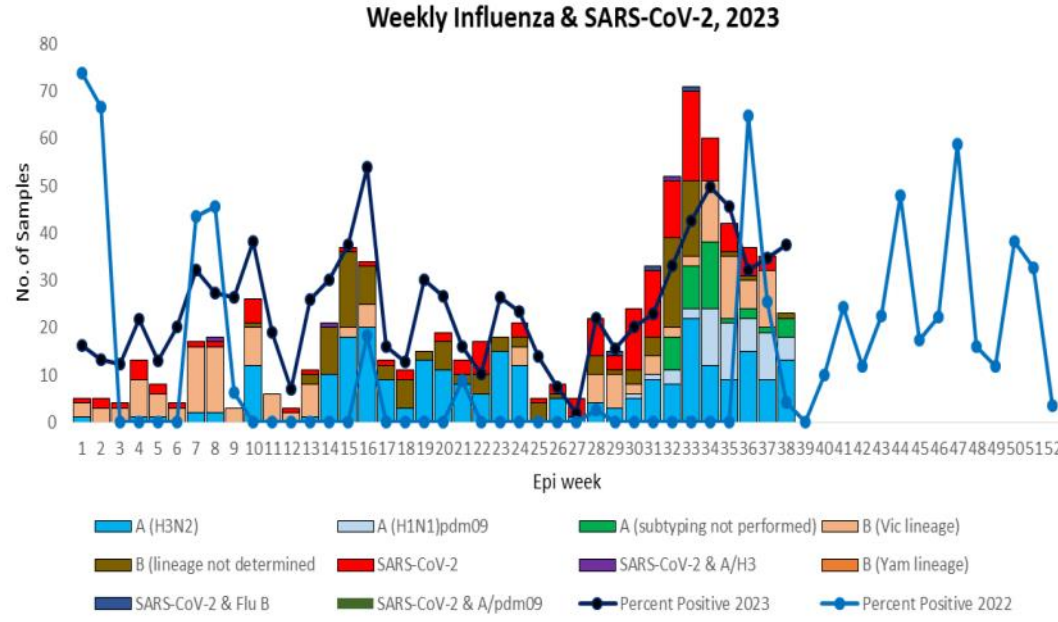


Table 1: Acute respiratory infection (ARI) outbreak reported during the week 38

Sl. No.	Place/Location	No. of ARI cases Reported	Outbreak Type	Remarks
1	Dhaliphangma Primary School, Trashigang	53	Suspected	Suspected Influenza outbreak by clinically

Figure 1: Weekly Influenza subtypes and SARS-CoV-2 through ILI and SARI Sentinel Surveillance

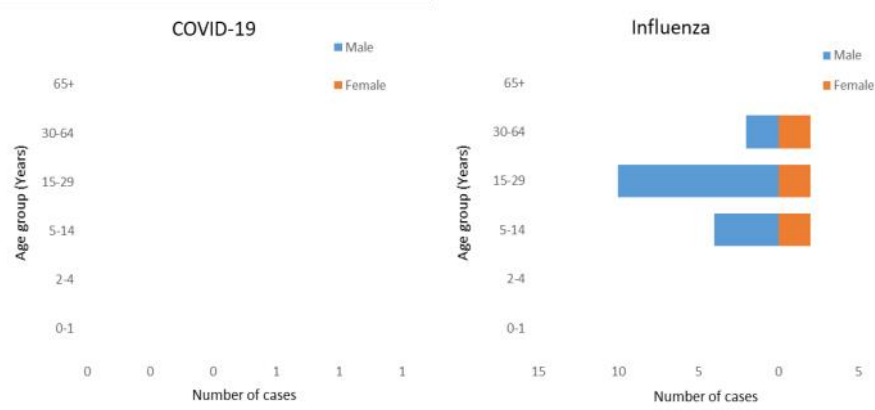


Figure 2: Influenza & SARS-CoV-2 positives by age group and gender

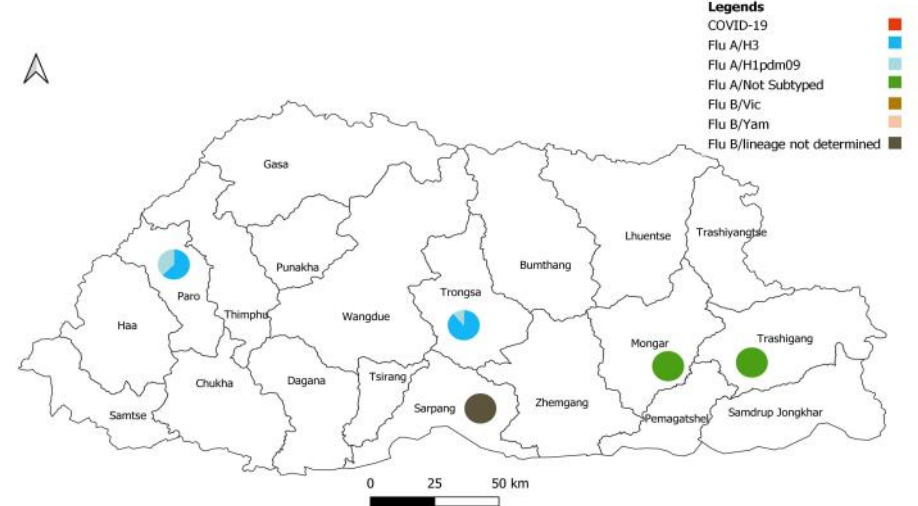


Figure 3: Influenza subtype & SARS-CoV-2 positive percent by District

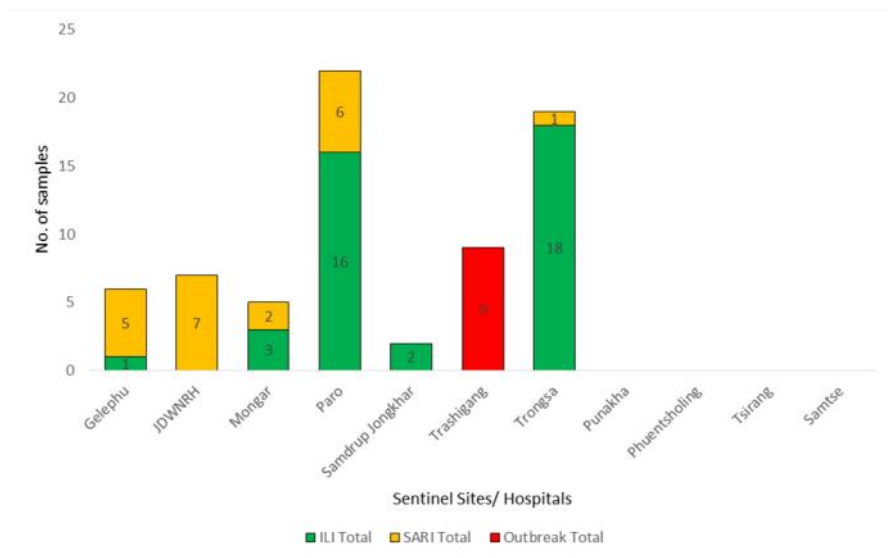


Figure 4: ILI and SARI Specimens status for Testing week 38, 2023

Table 2: Influenza subtypes and SARS-CoV-2 in Testing week 38, 2023

Sentinel Sites/ Hospitals	ILI				SARI		Outbreak		Grand Total				
	A/Not A/H3 subtyped	B/ lineage not pdm09 determined	ILI Neg	ILI Total	A/pdm09 Neg	SARI Total	A/Not subtyped Neg	Outbreak Total					
Gelephu			1	1	5	5			6				
JDWNRH					7	7			7				
Monggar	1			2	2	2			5				
Paro	5	3	8	16	1	5	6		22				
Samdrup Jongkhar			2	2					2				
Trashigang							3	6	9				
Trongsa	8		10	18	1	1			19				
Punakha													
Phuentsholing													
Tsirang													
Samtse													
Grand Total	13	1	3	1	22	40	2	19	21	3	6	9	70

Table 3: ILI and SARI cases reporting status for week 38, 2023

Year	Week	Site	Department	SARI	IPD	Year	Week	Site	ILI	OPD
2023	38	Gelephu CRRH	Pediatric Ward	7	14	2023	38	Paro Hospital	93	3083
2023	38	Gelephu CRRH	ICU	0	2	2023	38	Punakha Hospital	4	1194
2023	38	Gelephu CRRH	Medical Ward	0	10	2023	38	Samdrup Jongkhar Hospital	48	612
2023	38	JDWNRH	Pediatric Ward	4	30	2023	38	Samtse Hospital	15	1336
2023	38	JDWNRH	Medical Extension Ward	Not Reported		2023	38	Trashigang Hospital	10	945
2023	38	JDWNRH	Pediatric ICU	0	5	2023	38	Trongsa Hospital	36	472
2023	38	JDWNRH	Cabin	Not Reported		2023	38	Tsirang Hospital	0	1209
2023	38	JDWNRH	Medical Ward	Not Reported				Total	206	8851
2023	38	JDWNRH	ICU	Not Reported						
2023	38	JDWNRH	Emergency	Not Reported						
2023	38	Monggar ERRH	ICU	1	4					
2023	38	Monggar ERRH	Medical Ward	0	10					
2023	38	Monggar ERRH	Pediatric Ward	0	6					
2023	38	Paro Hospital	General Ward	7	33					
2023	38	Phuentsholing Hospital	Medical Ward	9	28					
2023	38	Punakha Hospital	General Ward	2	23					
2023	38	Samdrup Jongkhar Hospital	General Ward	2	13					
2023	38	Samtse Hospital	General Ward	0	16					
2023	38	Trashigang Hospital	General Ward	0	27					
2023	38	Trongsa Hospital	General Ward	0	4					
2023	38	Tsirang Hospital	General Ward	4	28					
		Total		36	253					

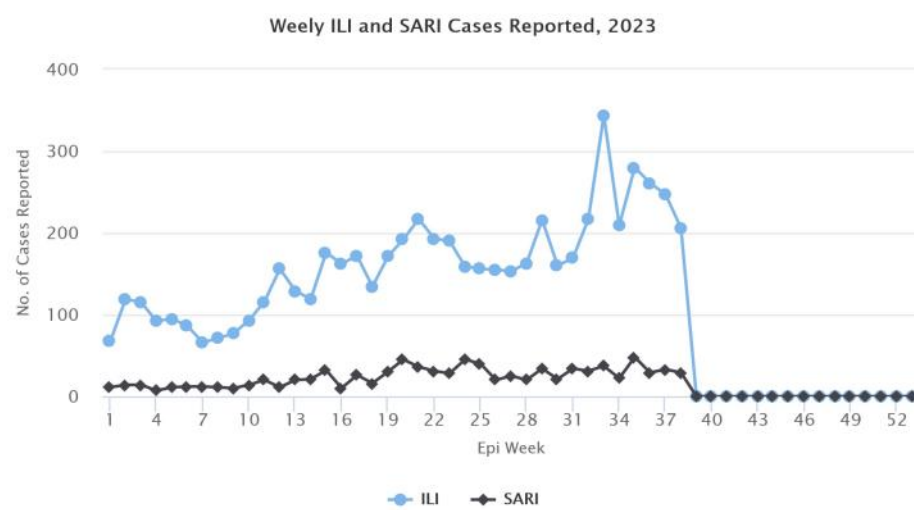


Figure 5: Weekly trend of ILI and SARI cases reported by Sentinel Hospitals