

Weekly Report of COVID-19 Integrated ILI and SARI Surveillance

Royal Centre for Disease Control

Ministry of Health

Wangchutaba, Serbithang, Thimphu, Bhutan.

Post Box No. 667, Tele: +975-02-350577/78

Website: www.rcdc.gov.bt, Email: rcdc@health.gov.bt

Weekly COVID-19 Integrated Flu Surveillance Report for week 39 (Sep 25 – Oct 1, 2023)

- A total of 224 ILI and SARI specimens including outbreak samples were received and detected 44.2% (99/224) influenza positives and 1.3% (3/224) by Multiplex PCR (SC2). Influenza positivity increased by 11.3% compared to the previous week (Figure 1). The affected age groups for Influenza were 5–14 (31.3%) and 15–29 years (31.3%) (Figure 2).
- All 7 ILI sentinel Hospitals have reported, however, few SARI Sentinel Hospitals have not reported for the week (Figure 5, Table 3).

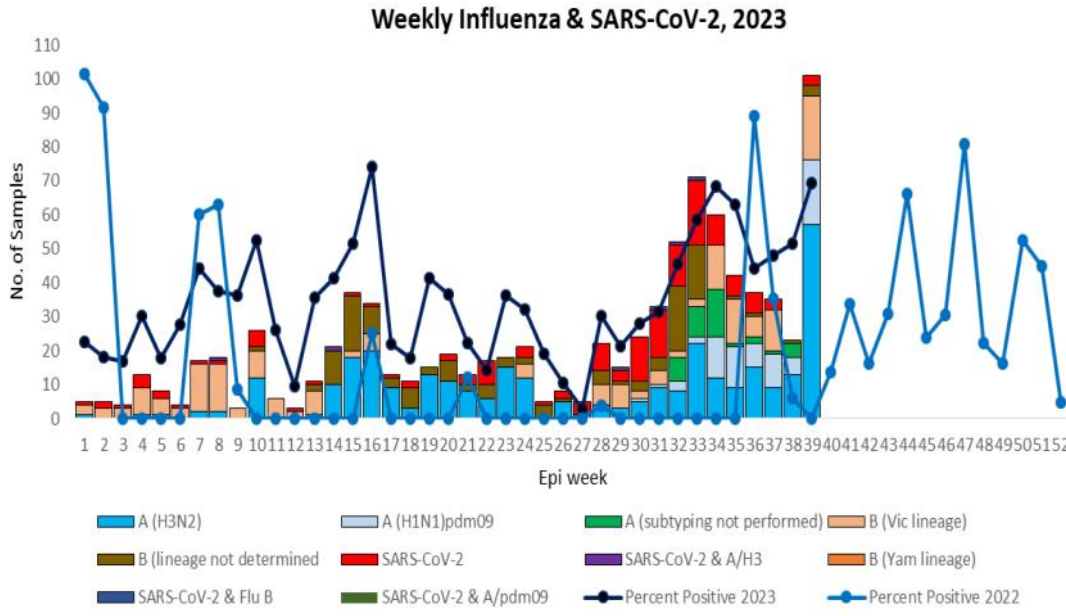


Table 1: Acute respiratory infection (ARI) outbreak status for week 39

Sl. No.	Place/Location	No. of ARI cases Reported	Outbreak Type	Remarks

- There was no ARI outbreak reported during the week 39.
- However, we received and tested ARI outbreak samples of previous week 38 (Figure 4 & Table 2).

Figure 1: Weekly Influenza subtypes and SARS-CoV-2 through ILI and SARI Sentinel Surveillance

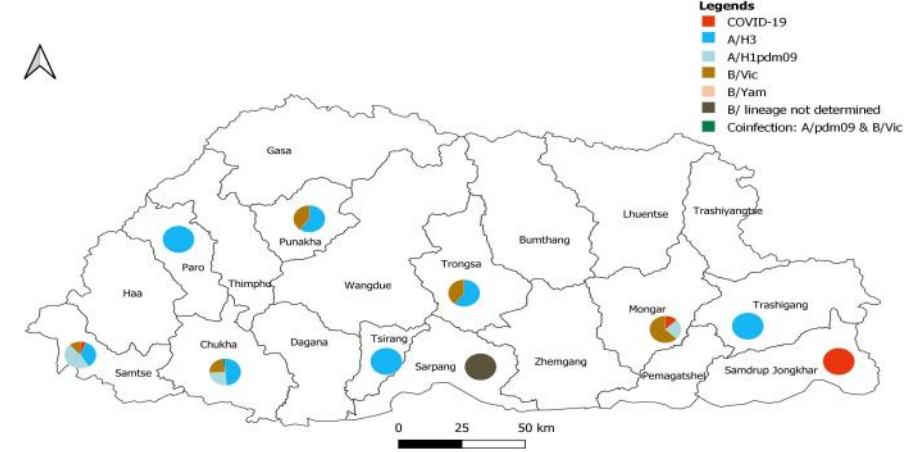


Figure 2: Influenza & SARS-CoV-2 positives by age group and gender

Figure 3: Influenza subtype & SARS-CoV-2 positive percent by District

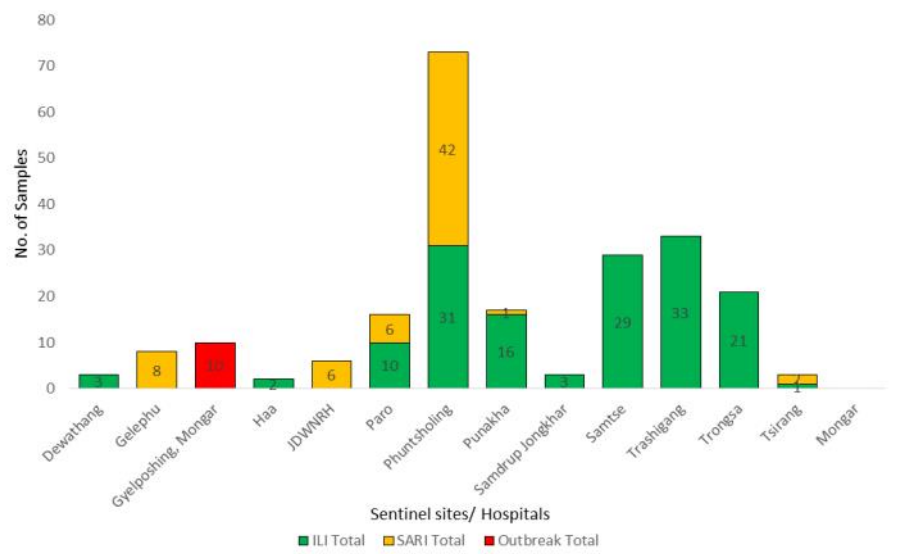


Figure 4: ILI and SARI Specimens status for Testing week 39, 2023

Table 2: Influenza subtypes and SARS-CoV-2 in Testing week 39, 2023

Sentinel sites/ Hospitals	ILI					SARI				Outbreak				Grand Total					
	A/H3	A/pdm09 & B/VIC	SARS-CoV-2	SARS-CoV-2 Neg	Total	A/H3	A/pdm09	B/lineage not determined	B/Vic	SARI	A/pdm09	B/Vic	SARS-CoV-2		SARS-CoV-2 Neg	Total			
Dewathang				3	3											3			
Gelephu								3		5	8					8			
Gyelposhing, Mongar												2	5	1	2	10			
Haa				2	2											2			
JDWNRH										6	6					6			
Paro	6			4	10	2				4	6					16			
Phuntsholing	11	5	1	5	9	31	6	4	3	29	42					73			
Punakha	3			2	11	16				1	1					17			
Samdrup Jongkhar				1	2	3										3			
Samtse	6	8		2	12	29										29			
Trashigang	19			2	14	33										33			
Trongsa	3			2	16	21										21			
Tsirang				1	1	1				1	2					3			
Mongar																			
Grand Total	48	13	1	11	2	74	149	9	4	3	3	46	65	2	5	1	2	10	224

Table 3: ILI and SARI cases reporting status for week 39, 2023

Year	Week	Site	Department	SARI	IPD	Year	Week	Site	ILI	OPD
2023	39	Gelephu CRRH	Pediatric Ward	1	7	2023	39	Paro Hospital	91	3259
2023	39	Gelephu CRRH	ICU	0	2	2023	39	Punakha Hospital	16	1232
2023	39	Gelephu CRRH	Medical Ward	Not Reported		2023	39	Samdrup Jongkhar Hospital	53	598
2023	39	JDWNRH	Pediatric Ward	Not Reported		2023	39	Samtse Hospital	10	1438
2023	39	JDWNRH	Medical Extension Ward	Not Reported		2023	39	Trashigang Hospital	6	838
2023	39	JDWNRH	Pediatric ICU	1	6	2023	39	Trongsa Hospital	15	256
2023	39	JDWNRH	Cabin	Not Reported		2023	39	Tsirang Hospital	3	1034
2023	39	JDWNRH	Medical Ward	Not Reported				Total	194	8655
2023	39	JDWNRH	ICU	Not Reported						
2023	39	JDWNRH	Emergency	Not Reported						
2023	39	Monggar ERRH	ICU	Not Reported						
2023	39	Monggar ERRH	Medical Ward	1	13					
2023	39	Monggar ERRH	Pediatric Ward	0	13					
2023	39	Paro Hospital	General Ward	13	51					
2023	39	Phuntsholing Hospital	Medical Ward	4	20					
2023	39	Punakha Hospital	General Ward	0	30					
2023	39	Samdrup Jongkhar Hospital	General Ward	0	11					
2023	39	Samtse Hospital	General Ward	0	14					
2023	39	Trashigang Hospital	General Ward	0	45					
2023	39	Trongsa Hospital	General Ward	0	6					
2023	39	Tsirang Hospital	General Ward	3	26					
		Total		23	244					

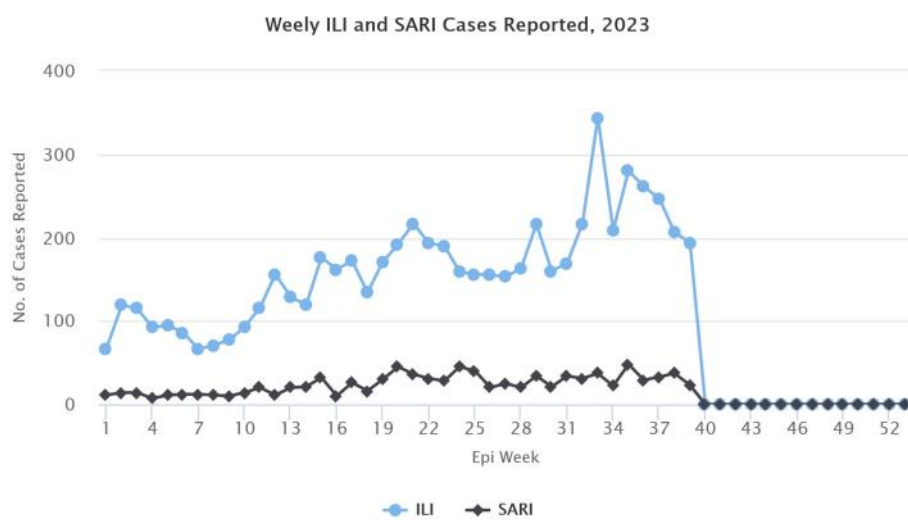


Figure 5: Weekly trend of ILI and SARI cases reported by Sentinel Hospitals