

Weekly Report of COVID-19 Integrated ILI and SARI Surveillance

Royal Centre for Disease Control

Ministry of Health

Wangchutaba, Serbithang, Thimphu, Bhutan.

Post Box No. 667, Tele: +975-02-350577/78

Website: www.rcdc.gov.bt, Email: rcdc@health.gov.bt

Weekly COVID-19 Integrated Flu Surveillance Report for week 40 (Oct 2 – 8, 2023)

- A total of 118 ILI and SARI specimens including outbreak samples were received and detected 44.1% (52/118) influenza positives and 1.7% (2/118) COVID-19 positives by Multiplex PCR (SC2). Influenza positivity remains the same as the previous week (44.2%) (Figure 1). The affected age groups for Influenza were 5–14 (65.4%), followed by 15–29 years (15.4%) (Figure 2).
- Except for Samdrup Jongkhar Hospital, all ILI sentinel Hospitals have reported, however, a few Hospital wards have not reported SARI for the week (Figure 5, Table 3).

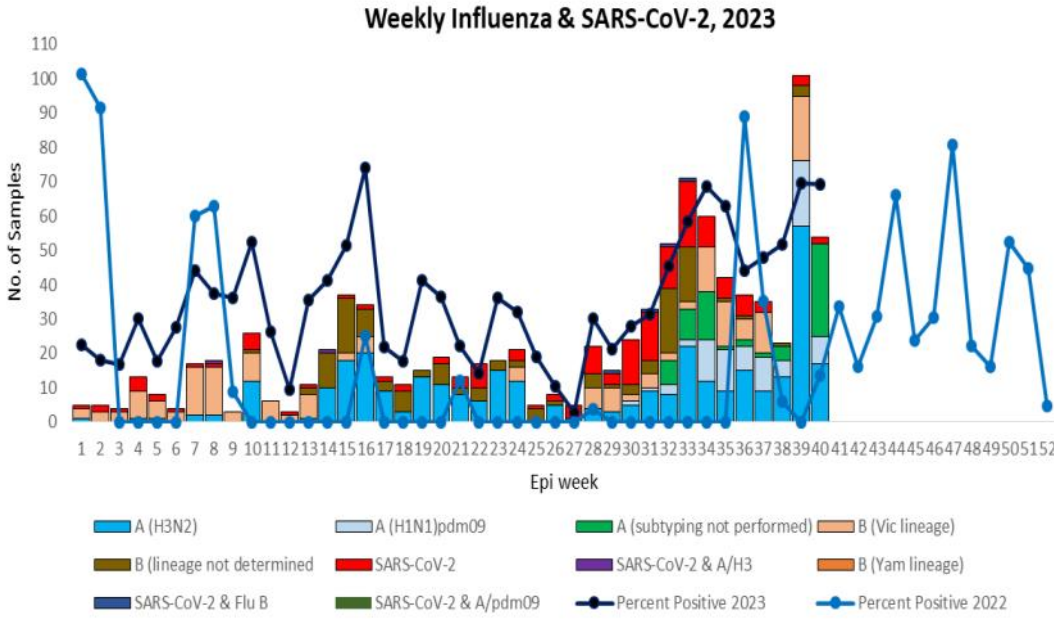


Figure 1: Weekly Influenza subtypes and SARS-CoV-2 through ILI and SARI Sentinel Surveillance

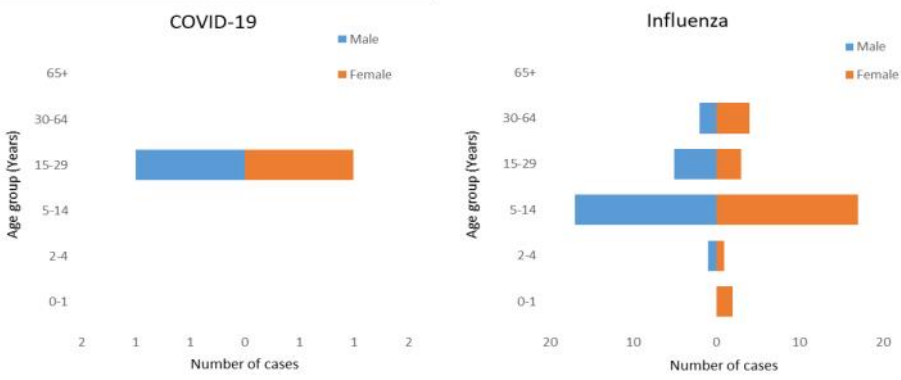


Figure 2: Influenza & SARS-CoV-2 positives by age group and gender

Table 1: Acute respiratory infection (ARI) outbreak status for week 40

Sl. No.	Place/Location	No. of ARI cases Reported	Outbreak Type	Remarks
1	Tashidingkha Central School, Punakha	215	Confirmed Flu	Confirmed by both Rapid and PCR

- There was one ARI outbreak reported during the week 40 (Table 1).
- Received ARI outbreak samples of previous week (Figure 4 & Table 2)

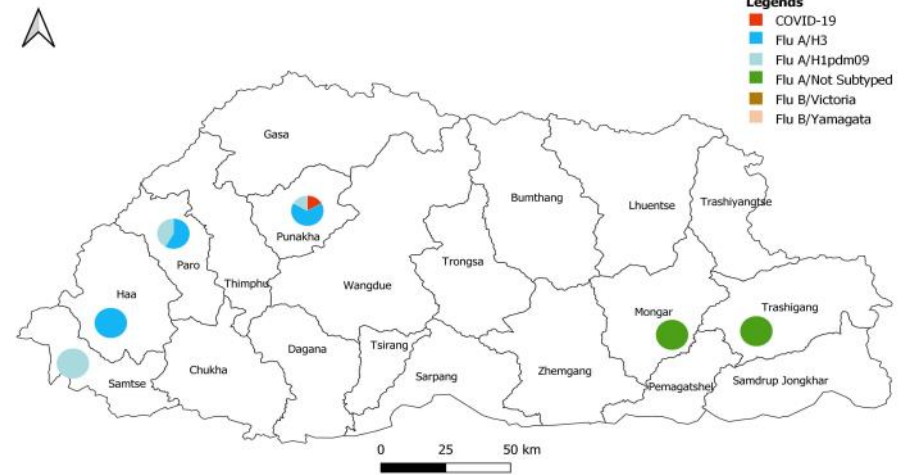


Figure 3: Influenza subtype & SARS-CoV-2 positive percent by District

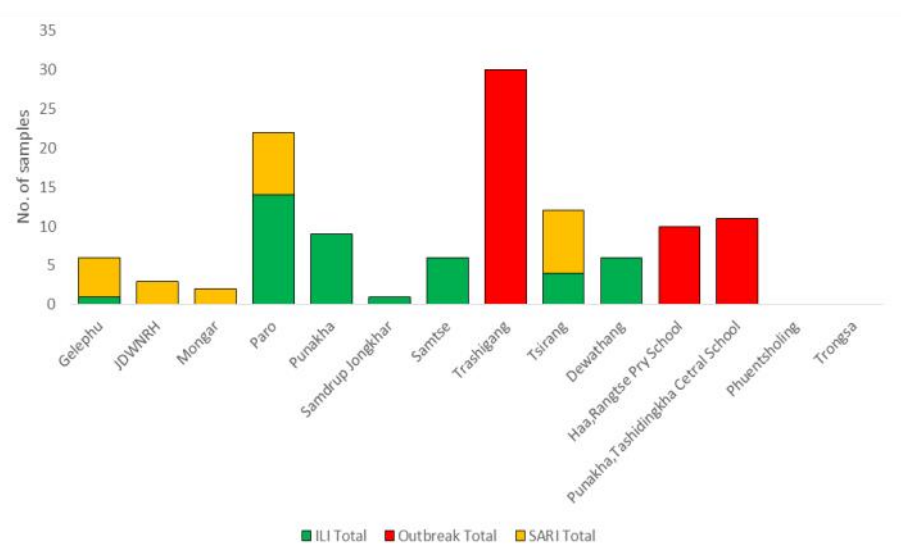


Figure 4: ILI and SARI Specimens status for Testing week 40, 2023

Table 2: Influenza subtypes and SARS-CoV-2 in Testing week 40, 2023

Sentinel Sites/ Hospitals	ILI		SARI		Outbreak		Grand Total								
	A/H3	A/pdm09	A/Not subtyped	A/pdm09	A/H3	A/Not subtyped									
Gelephu		1					6								
JDWNRH							3								
Monggar			1				2								
Paro	5	3	2	2			22								
Punakha	2	2					9								
Samdrup Jongkhar							1								
Samtse		1					6								
Trashigang						26	30								
Tsirang		4					12								
Dewathang		6					6								
Haa, Rangtse Pry School					2		10								
Punakha, Tashidingkha Central School					6	2	11								
Phuentsholing															
Trongsa															
Grand Total	7	6	22	41	2	1	2	21	26	8	26	2	15	51	118

Table 3: ILI and SARI cases reporting status for week 40, 2023

Year	Week	Site	Department	SARI	IPD	Year	Week	Site	ILI	OPD
2023	40	Gelephu CRRH	Pediatric Ward	3	7	2023	40	Paro Hospital	77	3362
2023	40	Gelephu CRRH	ICU	1	3	2023	40	Punakha Hospital	29	1328
2023	40	Gelephu CRRH	Medical Ward	Not Reported		2023	40	Samdrup Jongkhar Hospital	Not Reported	
2023	40	JDWNRH	Pediatric Ward	2	36	2023	40	Samtse Hospital	18	1586
2023	40	JDWNRH	Medical Extension Ward	Not Reported		2023	40	Trashigang Hospital	10	822
2023	40	JDWNRH	Pediatric ICU	0	4	2023	40	Trongsa Hospital	2	537
2023	40	JDWNRH	Cabin	Not Reported		2023	40	Tsirang Hospital	15	1156
2023	40	JDWNRH	Medical Ward	Not Reported				Total	151	8791
2023	40	JDWNRH	ICU	0	10					
2023	40	JDWNRH	Emergency	Not Reported						
2023	40	Monggar ERRH	ICU	0	3					
2023	40	Monggar ERRH	Medical Ward	0	12					
2023	40	Monggar ERRH	Pediatric Ward	0	13					
2023	40	Paro Hospital	General Ward	3	38					
2023	40	Phuentsholing Hospital	Medical Ward	6	28					
2023	40	Punakha Hospital	General Ward	2	33					
2023	40	Samdrup Jongkhar Hospital	General Ward	2	10					
2023	40	Samtse Hospital	General Ward	2	14					
2023	40	Trashigang Hospital	General Ward	0	48					
2023	40	Trongsa Hospital	General Ward	0	9					
2023	40	Tsirang Hospital	General Ward	1	33					
		Total		22	301					

Figure 5: Weekly trend of ILI and SARI cases reported by Sentinel Hospitals