

# Weekly Report of COVID-19 Integrated ILI and SARI Surveillance

Royal Centre for Disease Control  
Ministry of Health

Wangchutaba, Serbithang, Thimphu, Bhutan.

Post Box No. 667, Tele: +975-02-350577/78

Website: www.rcdc.gov.bt, Email: rcdc@health.gov.bt

## Weekly COVID-19 Integrated Flu Surveillance Report for week 42 (Oct 16 – 22, 2023)

- A total of 86 ILI and SARI specimens were received and detected 11.6% (10/86) influenza positives and 2.3% (2/86) COVID-19 positives by Multiplex PCR (SC2). Influenza positivity decreased by 28.9% compared to the previous week (44.1%) (Figure 1). The affected age groups for Influenza were 30–64 (40%) (Figure 2).
- Tashigang and Paro ILI sentinel Hospitals have reported, however, a few Hospital wards have not reported SARI for the week (Figure 5, Table 3).

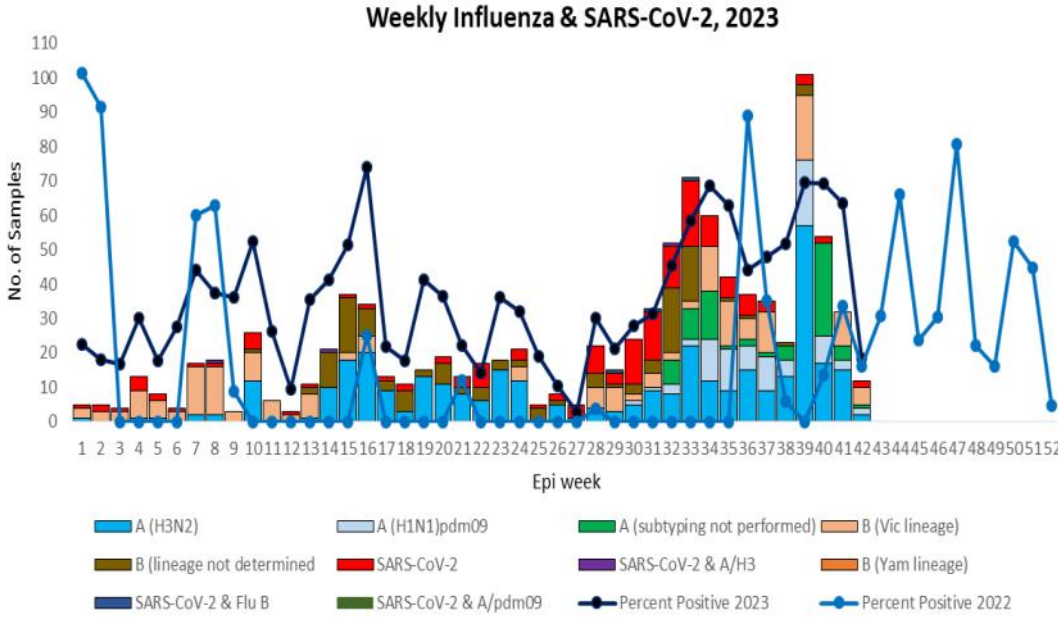


Figure 1: Weekly Influenza subtypes and SARS-CoV-2 through ILI and SARI Sentinel Surveillance

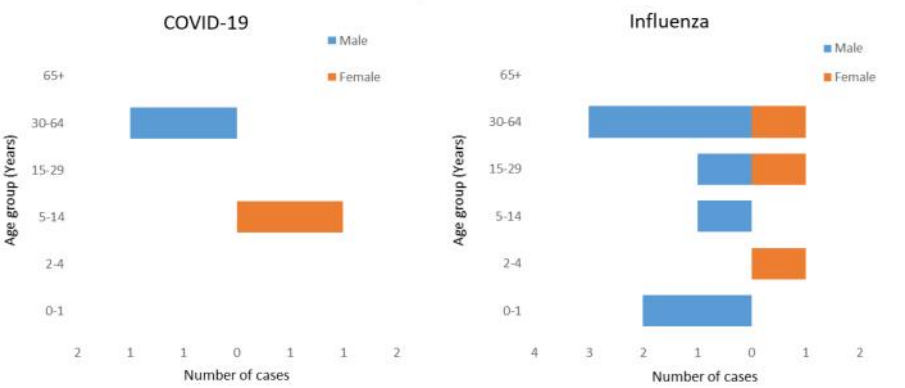


Figure 2: Influenza & SARS-CoV-2 positives by age group and gender

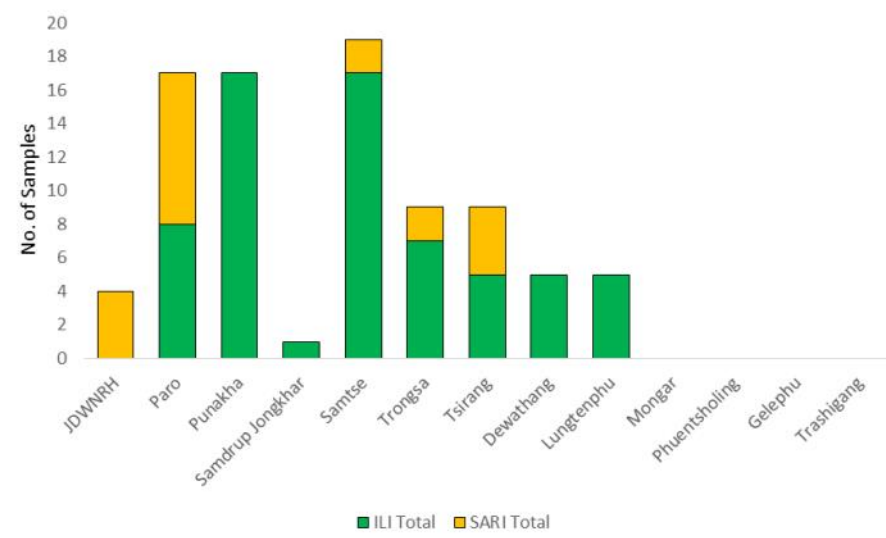


Figure 4: ILI and SARI Specimens status for Testing week 42, 2023

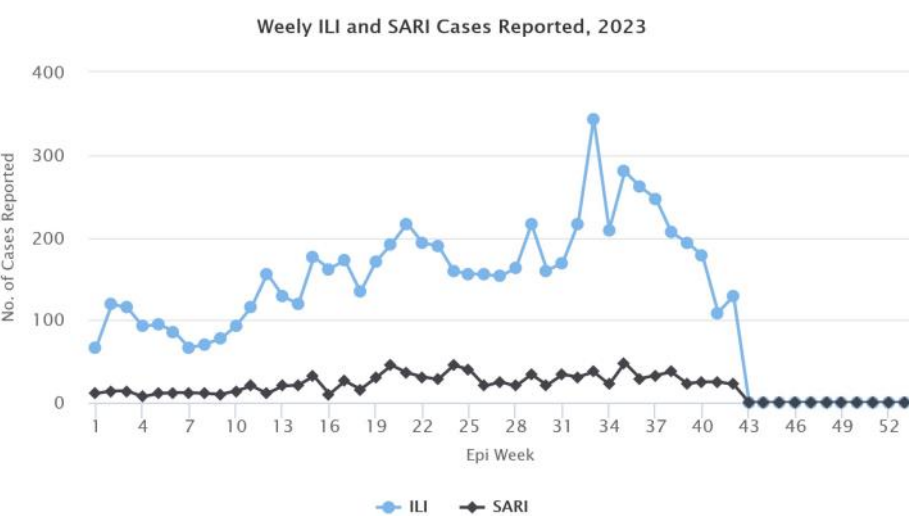


Figure 5: Weekly trend of ILI and SARI cases reported by Sentinel Hospitals

Table 1: Acute respiratory infection (ARI) outbreak status for week 42

Sl. No.	Place/Location	No. of ARI cases Reported	Outbreak Type	Remarks
1	Shingkar pry school, Zhemgang	22	Suspected	Clinical

- There was one ARI outbreak reported during the week 42 (Table 1).

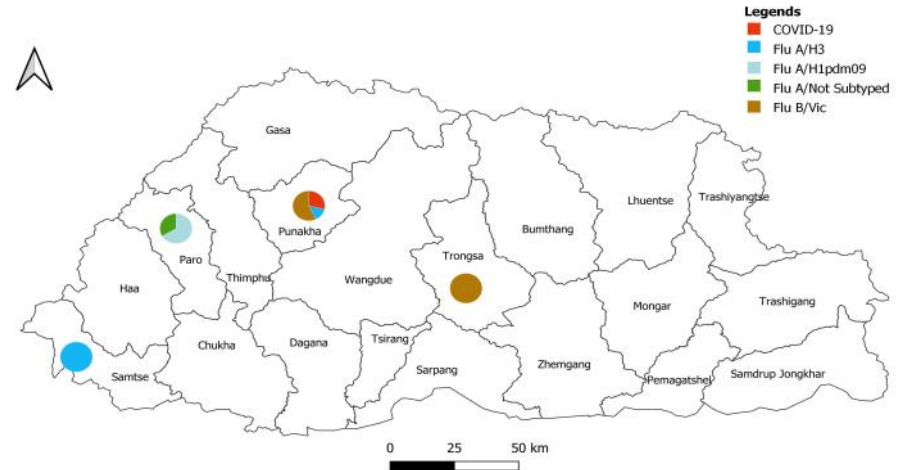


Figure 3: Influenza subtype & SARS-CoV-2 positive percent by District

Table 2: Influenza subtypes and SARS-CoV-2 in Testing week 42, 2023

Sentinel Hospitals	ILI				ILI Total	SARI			SARI Total	Grand Total
	A/H3	B/Vic	CoV-2	Neg		A/not subtyped	A/pdm09	Neg		
JDWNRH								4	4	4
Paro				8	8	1	2	6	9	17
Punakha	1	4	2	10	17					17
Samdrup Jongkhar				1	1					1
Samtse	1			16	17			2	2	19
Trongsa		1		6	7			2	2	9
Tsirang				5	5			4	4	9
Dewathang				5	5					5
Lungtenphu				5	5					5
Mongar										
Phuentsholing										
Gelephu										
Trashigang										
<b>Grand Total</b>	<b>2</b>	<b>5</b>	<b>2</b>	<b>56</b>	<b>65</b>	<b>1</b>	<b>2</b>	<b>18</b>	<b>21</b>	<b>86</b>

Table 3: ILI and SARI cases reporting status for week 42, 2023

Year	Week	Site	Department	SARI	IPD	Year	Week	Site	ILI
2023	42	Gelephu CRRH	Pediatric Ward	3	9	2023	42	Paro Hospital	Not Reported
2023	42	Gelephu CRRH	ICU	1	2	2023	42	Punakha Hospital	38
2023	42	Gelephu CRRH	Medical Ward	1	9	2023	42	Samdrup Jongkhar Hospital	41
2023	42	JDWNRH	Pediatric Ward	5	32	2023	42	Samtse Hospital	23
2023	42	JDWNRH	Medical Extension Ward	Not Reported		2023	42	Trashigang Hospital	Not Reported
2023	42	JDWNRH	Pediatric ICU	0	5	2023	42	Trongsa Hospital	19
2023	42	JDWNRH	Cabin	Not Reported		2023	42	Tsirang Hospital	8
2023	42	JDWNRH	Medical Ward	Not Reported				<b>Total</b>	<b>129</b>
2023	42	JDWNRH	ICU	Not Reported					
2023	42	JDWNRH	Emergency	Not Reported					
2023	42	Monggar ERRH	ICU	0	4				
2023	42	Monggar ERRH	Medical Ward	0	13				
2023	42	Monggar ERRH	Pediatric Ward	0	10				
2023	42	Paro Hospital	General Ward	3	44				
2023	42	Phuentsholing Hospital	Medical Ward	5	22				
2023	42	Punakha Hospital	General Ward	2	27				
2023	42	Samdrup Jongkhar Hospital	General Ward	1	6				
2023	42	Samtse Hospital	General Ward	0	13				
2023	42	Trashigang Hospital	General Ward	Not Reported					
2023	42	Trongsa Hospital	General Ward	1	6				
2023	42	Tsirang Hospital	General Ward	Not Reported					
		<b>Total</b>		<b>22</b>	<b>202</b>				