

# Weekly Report of COVID-19 Integrated ILI and SARI Surveillance

## Royal Centre for Disease Control

Ministry of Health

Wangchutaba, Serbithang, Thimphu, Bhutan.

Post Box No. 667, Tele: +975-02-350577/78

Website: www.rcdc.gov.bt, Email: rcdc@health.gov.bt



### Weekly COVID-19 Integrated Flu Surveillance Report for week 44 (Oct 30 — Nov 5, 2023)

- A total of 104 ILI and SARI specimens were received and detected 29.8% (31/104) influenza positives by Multiplex PCR (SC2). Influenza positivity decreased by 1.9% compared to the previous week (31.7%) (Figure 1). The affected age groups for Influenza were 5–14 years (31.3%) and 15–29 years (31.3) followed by 30–64 years (25.0%) (Figure 2).
- Except for a few SARI sites, all SARI and ILI sentinel Hospitals have reported for the week (Figure 5, Table 3).

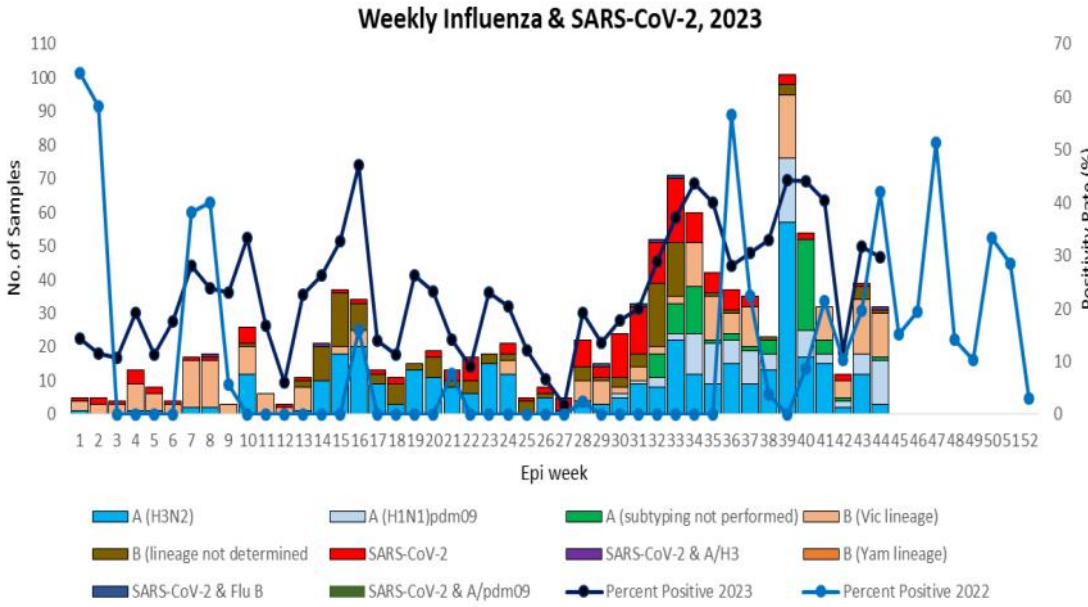


Figure 1: Weekly Influenza subtypes and SARS-CoV-2 through ILI and SARI Sentinel Surveillance

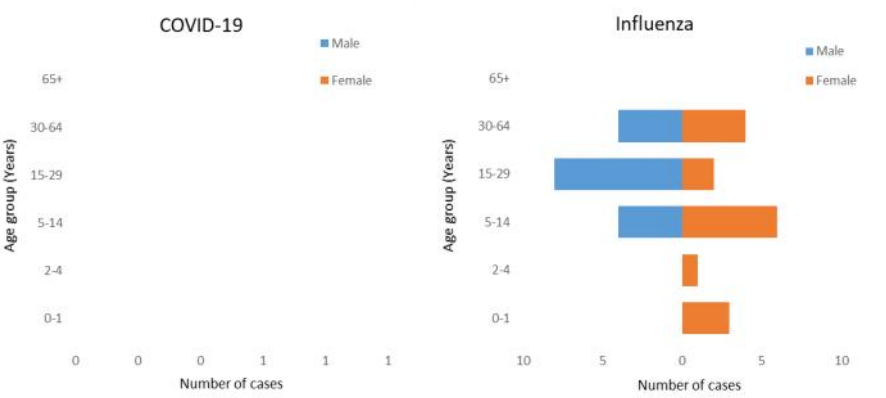


Figure 2: Influenza & SARS-CoV-2 positives by age group and gender

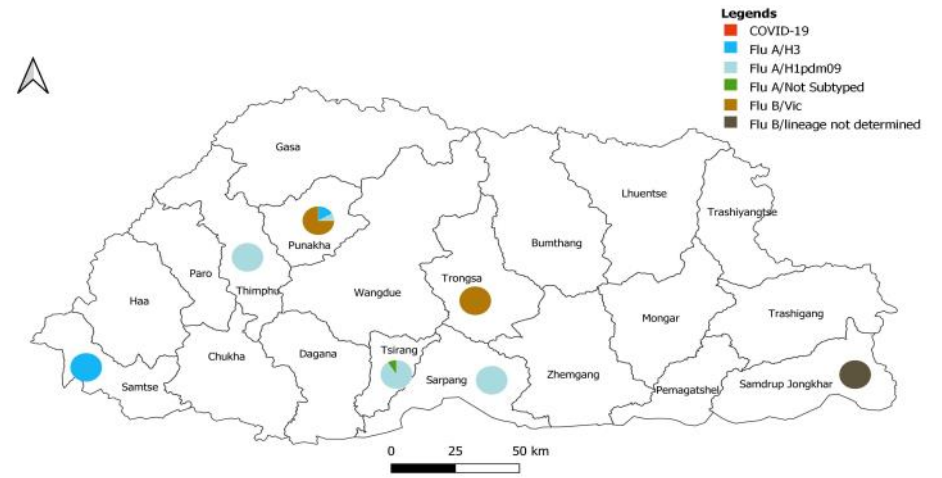


Figure 3: Influenza subtype & SARS-CoV-2 positive percent by District

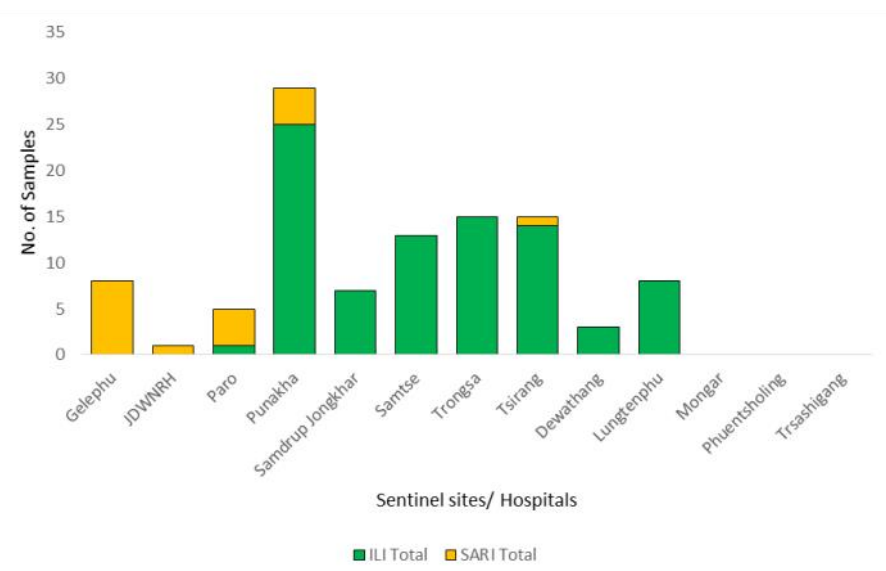


Figure 4: ILI and SARI Specimens status for Testing week 44, 2023

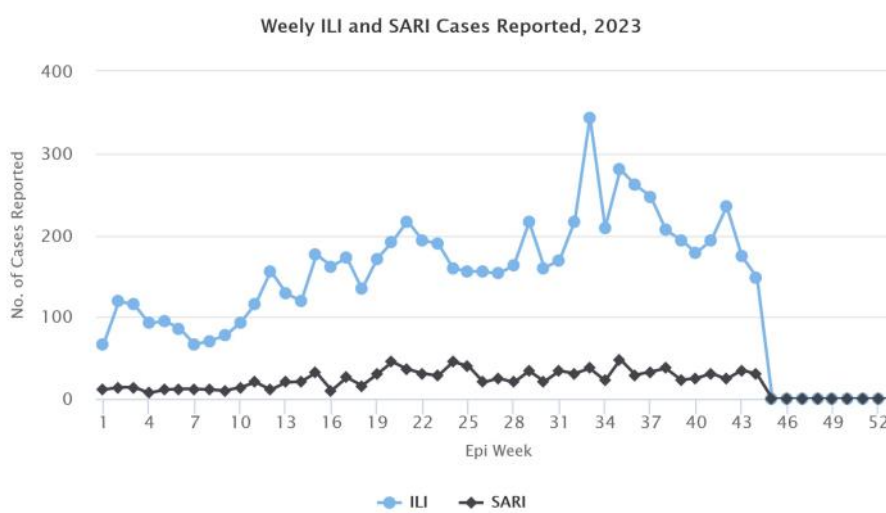


Figure 5: Weekly trend of ILI and SARI cases reported by Sentinel Hospitals

Table 1: Acute respiratory infection (ARI) outbreak status for week 44

Sl. No.	Place/Location	No. of ARI cases Reported	Outbreak Type	Remarks

- There was no ARI outbreak reported during the week 44 (Table 1).

Table 2: Influenza subtypes and SARS-CoV-2 in Testing week 44, 2023

Sentinel Sites/ Hospitals	ILI						SARI				Grand Total	
	A/H3 A/H3	A/H3 & H1pdm09	SARS- CoV-2	A/not subtyped	B/lineage not determined	Neg	ILI Total	A/ H1pdm09	B/vic Neg	SARI Total		
Gelephu								1	7	8	8	
JDWNRH								1		1	1	
Paro						1	1		4	4	5	
Punakha	2	1	1		8	13	25		1	3	4	29
Samdrup Jongkhar						7	7					7
Samtse	1					12	13					13
Trongsa					4	11	15					15
Tsirang		9		1		4	14	1		1	1	15
Dewathang					1	2	3					3
Lungtenphu						8	8					8
Mongar												
Phuentsholing												
Trasahigang												
<b>Grand Total</b>	<b>3</b>	<b>10</b>	<b>1</b>	<b>1</b>	<b>12</b>	<b>50</b>	<b>86</b>	<b>3</b>	<b>1</b>	<b>14</b>	<b>18</b>	<b>104</b>

Table 3: ILI and SARI cases reporting status for week 44, 2023

Year	Week	Site	Department	SARI	IPD	Year	Week	Site	ILI	OPD
2023	44	Gelephu CRRH	Pediatric Ward	Not Reported		2023	44	Paro Hospital	54	2600
2023	44	Gelephu CRRH	ICU	0	1	2023	44	Punakha Hospital	18	965
2023	44	Gelephu CRRH	Medical Ward	1	9	2023	44	Samdrup Jongkhar Hospital	25	503
2023	44	JDWNRH	Pediatric Ward	Not Reported		2023	44	Samtse Hospital	12	1362
2023	44	JDWNRH	Medical Extension Ward	Not Reported		2023	44	Trashigang Hospital	3	678
2023	44	JDWNRH	Pediatric ICU	0	5	2023	44	Trongsa Hospital	8	363
2023	44	JDWNRH	Cabin	Not Reported		2023	44	Tsirang Hospital	28	1021
2023	44	JDWNRH	Medical Ward	5	5			<b>Total</b>	<b>148</b>	<b>7492</b>
2023	44	JDWNRH	ICU	0	8					
2023	44	JDWNRH	Emergency	Not Reported						
2023	44	Monggar ERRH	ICU	0	2					
2023	44	Monggar ERRH	Medical Ward	0	7					
2023	44	Monggar ERRH	Pediatric Ward	0	6					
2023	44	Paro Hospital	General Ward	3	38					
2023	44	Phuentsholing Hospital	Medical Ward	7	18					
2023	44	Punakha Hospital	General Ward	1	31					
2023	44	Samdrup Jongkhar Hospital	General Ward	Not Reported						
2023	44	Samtse Hospital	General Ward	7	18					
2023	44	Trashigang Hospital	General Ward	1	45					
2023	44	Trongsa Hospital	General Ward	0	8					
2023	44	Tsirang Hospital	General Ward	5	22					
		<b>Total</b>		<b>30</b>	<b>223</b>					