

Weekly Report of COVID-19 Integrated ILI and SARI Surveillance

Royal Centre for Disease Control
Ministry of Health

Wangchutaba, Serbithang, Thimphu, Bhutan.

Post Box No. 667, Tele: +975-02-350577/78

Website: www.rcdc.gov.bt, Email: rcdc@health.gov.bt

Weekly COVID-19 Integrated Flu Surveillance Report for week 46 (Nov 13–19, 2023)

- A total of 113 ILI and SARI specimens were received and detected 43.4% (49/113) influenza positives by Multiplex PCR (SC2). Influenza positivity increased by 4.0% compared to the previous week (39.3%) (Figure 1). The affected age groups for Influenza were 5–14 years (42.9%), followed by 30–64 years (30.6%) (Figure 2).
- All 7 ILI and 11 SARI sentinel Hospitals have reported for the week, however, few units of the ward have not reported (Figure 5, Table 3).

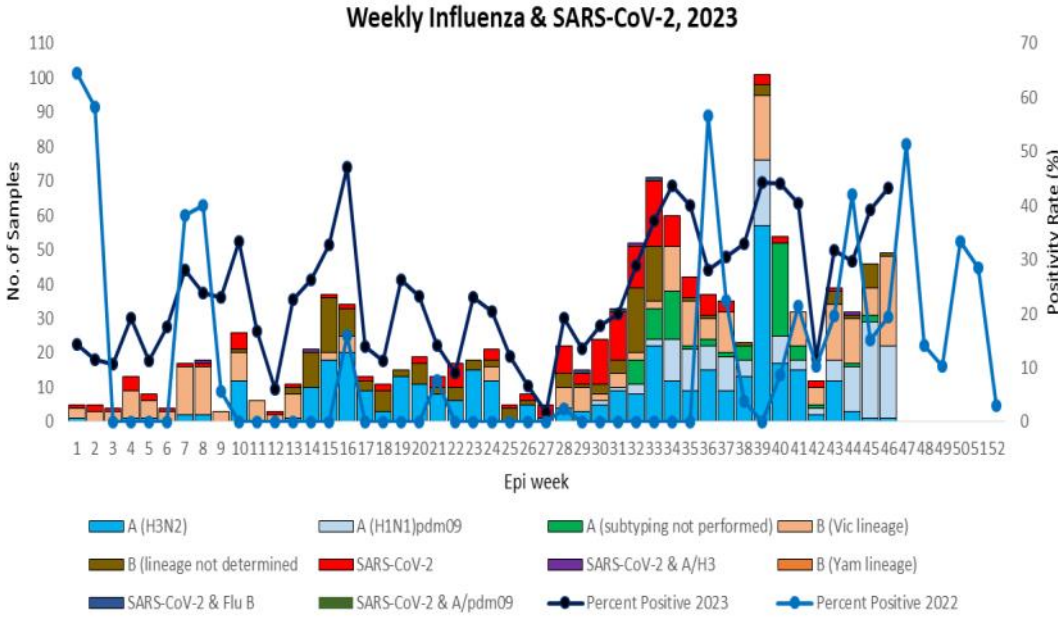


Table 1: Acute respiratory infection (ARI) outbreak status for week 46

| Sl. No. | Place/Location | No. of ARI cases Reported | Outbreak Type | Remarks |
|---------|----------------|---------------------------|---------------|---------|
| | | | | |
| | | | | |
| | | | | |
| | | | | |
| | | | | |
| | | | | |

- There was no ARI outbreak reported during the week 46 (Table 1).

Figure 1: Weekly Influenza subtypes and SARS-CoV-2 through ILI and SARI Sentinel Surveillance

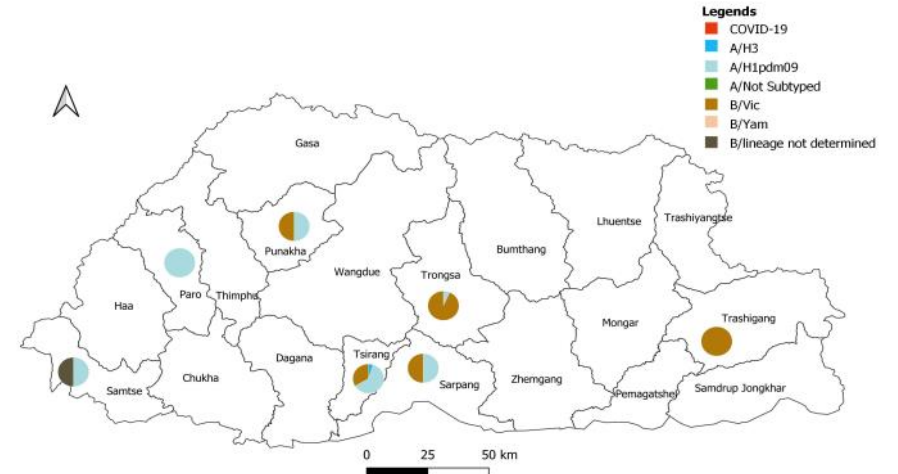
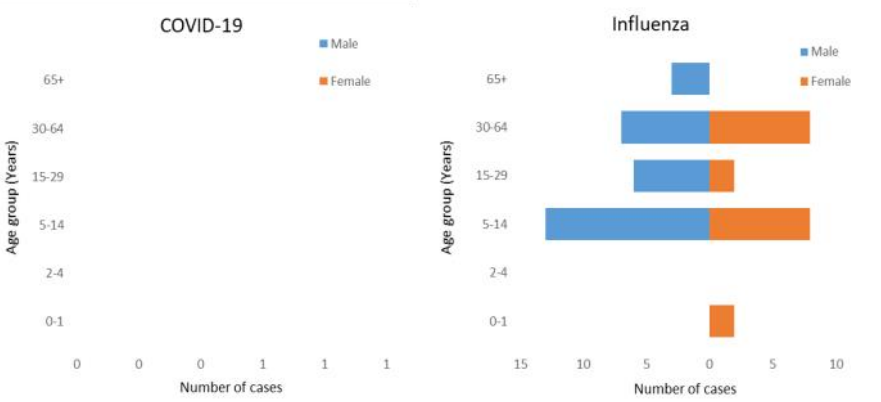


Figure 2: Influenza & SARS-CoV-2 positives by age group and gender

Figure 3: Influenza subtype & SARS-CoV-2 positive percent by District

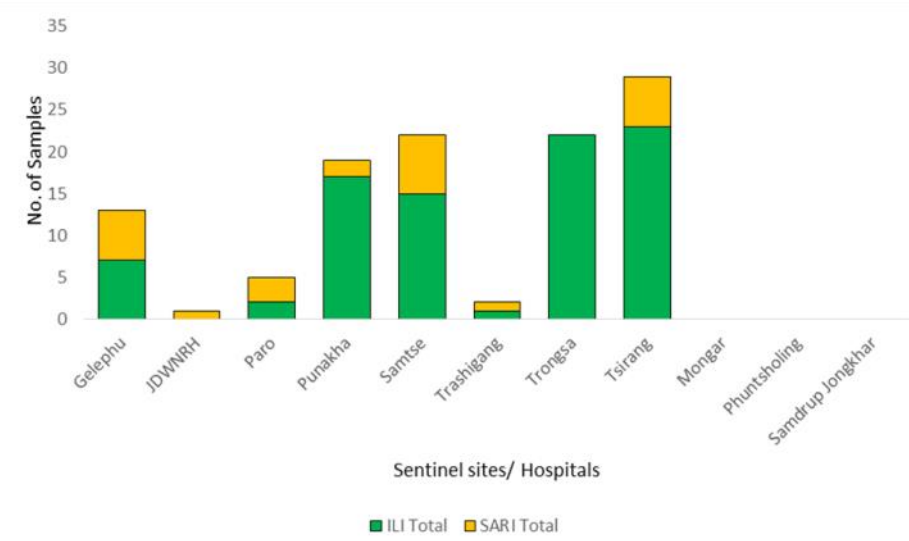


Figure 4: ILI and SARI Specimens status for Testing week 46, 2023

Table 2: Influenza subtypes and SARS-CoV-2 in Testing week 46, 2023

| Sentinel sites/ Hospitals | ILI | | | | | SARI | | | Grand Total | |
|------------------------------|------------|---------------|------------------------------|--------------|--------------|---------------|-------------|---------------|-------------|------------|
| | A/ A/H3 | B/ H1pdm09 | lineage not determined | B/Vic Neg | ILI Total | A/ H1pdm09 | SARI Neg | SARI Total | | |
| Gelephu | | | | 1 | 6 | 7 | 1 | 5 | 6 | 13 |
| JDWNRH | | | | | | | | 1 | 1 | 1 |
| Paro | 1 | | | | 1 | 2 | 1 | 2 | 3 | 5 |
| Punakha | 3 | | | 3 | 11 | 17 | | 2 | 2 | 19 |
| Samtse | 1 | | 1 | | 13 | 15 | | 7 | 7 | 22 |
| Trashigang | | | | 1 | | 1 | | 1 | 1 | 2 |
| Trongsa | | 1 | | 14 | 7 | 22 | | | | 22 |
| Tsirang | 1 | 10 | | 7 | 5 | 23 | 3 | 3 | 6 | 29 |
| Mongar | | | | | | | | | | |
| Phuntsholing | | | | | | | | | | |
| Samdrup Jongkhar | | | | | | | | | | |
| Grand Total | 1 | 16 | 1 | 26 | 43 | 87 | 5 | 21 | 26 | 113 |

Table 3: ILI and SARI cases reporting status for week 46, 2023

| Year | Week | Site | Department | SARI | IPD | Year | Week | Site | ILI | OPD |
|------|------|---------------------------|------------------------|--------------|------------|------|------|---------------------------|------------|-------------|
| 2023 | 46 | Gelephu CRRH | Pediatric Ward | 1 | 6 | 2023 | 46 | Paro Hospital | 62 | 2922 |
| 2023 | 46 | Gelephu CRRH | ICU | 0 | 2 | 2023 | 46 | Punakha Hospital | 39 | 1270 |
| 2023 | 46 | Gelephu CRRH | Medical Ward | 3 | 14 | 2023 | 46 | Samdrup Jongkhar Hospital | 29 | 584 |
| 2023 | 46 | JDWNRH | Pediatric Ward | Not Reported | | 2023 | 46 | Samtse Hospital | 13 | 1290 |
| 2023 | 46 | JDWNRH | Medical Extension Ward | Not Reported | | 2023 | 46 | Trashigang Hospital | 3 | 775 |
| 2023 | 46 | JDWNRH | Pediatric ICU | 0 | 4 | 2023 | 46 | Trongsa Hospital | 19 | 383 |
| 2023 | 46 | JDWNRH | Cabin | Not Reported | | 2023 | 46 | Tsirang Hospital | 19 | 966 |
| 2023 | 46 | JDWNRH | Medical Ward | 2 | 18 | | | Total | 184 | 8190 |
| 2023 | 46 | JDWNRH | ICU | 0 | 9 | | | | | |
| 2023 | 46 | JDWNRH | Emergency | Not Reported | | | | | | |
| 2023 | 46 | Monggar ERRH | ICU | 0 | 4 | | | | | |
| 2023 | 46 | Monggar ERRH | Medical Ward | 0 | 8 | | | | | |
| 2023 | 46 | Monggar ERRH | Pediatric Ward | 0 | 5 | | | | | |
| 2023 | 46 | Paro Hospital | General Ward | 6 | 39 | | | | | |
| 2023 | 46 | Phuntsholing Hospital | Medical Ward | 10 | 28 | | | | | |
| 2023 | 46 | Punakha Hospital | General Ward | 1 | 23 | | | | | |
| 2023 | 46 | Samdrup Jongkhar Hospital | General Ward | 2 | 12 | | | | | |
| 2023 | 46 | Samtse Hospital | General Ward | 0 | 17 | | | | | |
| 2023 | 46 | Trashigang Hospital | General Ward | 0 | 40 | | | | | |
| 2023 | 46 | Trongsa Hospital | General Ward | 0 | 5 | | | | | |
| 2023 | 46 | Tsirang Hospital | General Ward | 3 | 15 | | | | | |
| | | Total | | 28 | 249 | | | | | |

Figure 5: Weekly trend of ILI and SARI cases reported by Sentinel Hospitals

