

Weekly Report of COVID-19 Integrated ILI and SARI Surveillance

Royal Centre for Disease Control
Ministry of Health

Wangchutaba, Serbithang, Thimphu, Bhutan.

Post Box No. 667, Tele: +975-02-350577/78

Website: www.rcdc.gov.bt, Email: rcdc@health.gov.bt

Weekly COVID-19 Integrated Flu Surveillance Report for week 48 (Nov 27 — Dec 3, 2023)

- A total of 70 ILI and SARI specimens were received and detected 27.1% (19/70) influenza positives by Multiplex PCR (SC2). Influenza positivity decreased by 4.9% compared to the previous week (32.0%) (Figure 1). The affected age groups for Influenza were 5–14 years (47.4%), followed by 30–64 years (26.3%) (Figure 2).
- All 7 ILI and 11 SARI sentinel Hospitals have reported for the week, however, few units of the ward have not reported (Figure 5, Table 3).

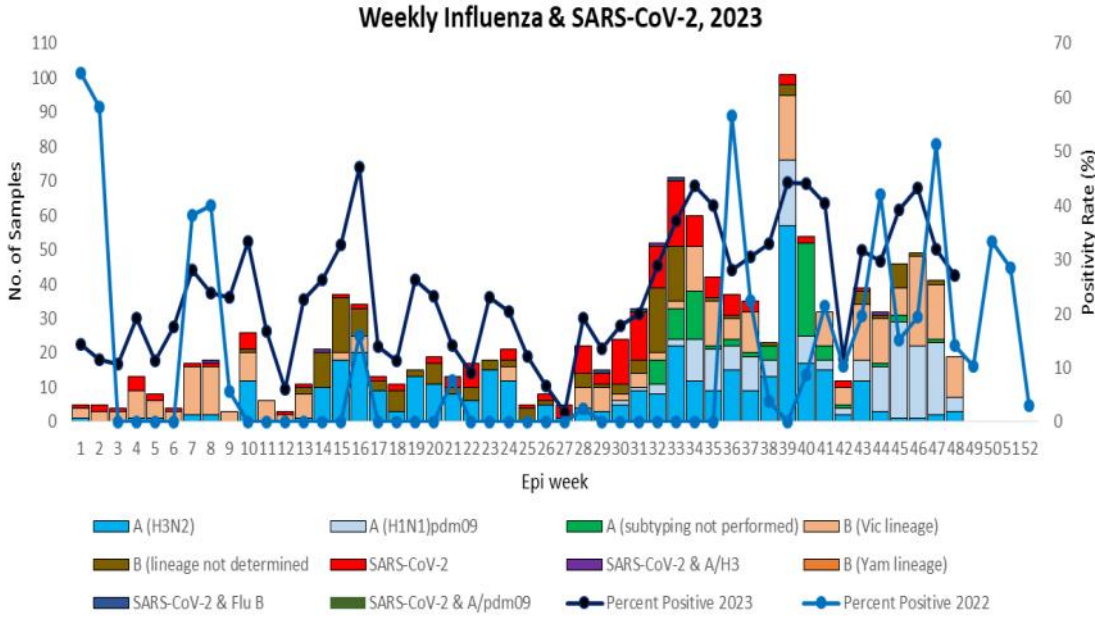


Figure 1: Weekly Influenza subtypes and SARS-CoV-2 through ILI and SARI Sentinel Surveillance

Table 1: Acute respiratory infection (ARI) outbreak status for week 48

Sl. No.	Place/Location	No. of ARI cases Reported	Outbreak Type	Remarks

- There was no ARI outbreak reported during the week 48 (Table 1).

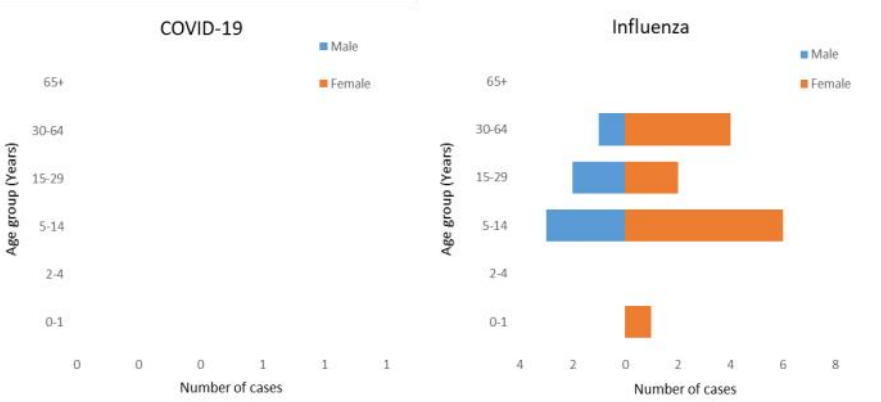


Figure 2: Influenza & SARS-CoV-2 positives by age group and gender

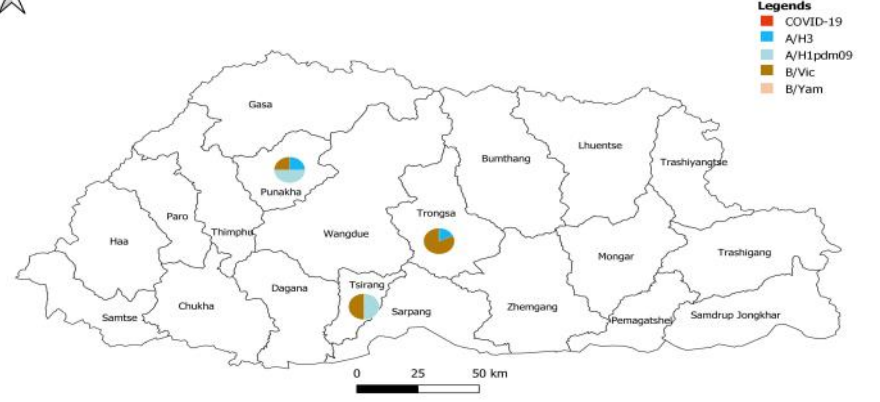


Figure 3: Influenza subtype & SARS-CoV-2 positive percent by District

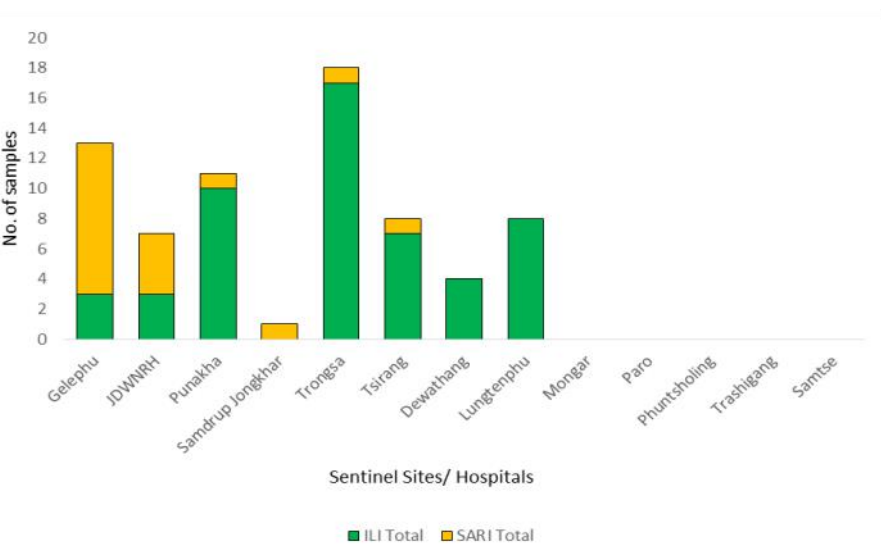


Figure 4: ILI and SARI Specimens status for Testing week 48, 2023

Table 2: Influenza subtypes and SARS-CoV-2 in Testing week 48, 2023

Sentinel Sites/ Hospitals	ILI				Neg	SARI			Grand Total
	A/ H1pdm09	A/H3	B/Vic	Total		A/H3	Neg	Total	
Gelephu					3		10	10	13
JDWNRH					3		4	4	7
Punakha	2			1	7	1		1	11
Samdrup Jongkhar						1		1	1
Trongsa			2	9	6	1		1	18
Tsirang	2		2		3	1		1	8
Dewathang					4				4
Lungtenphu					8				8
Mongar									
Paro									
Phuntsholing									
Trashigang									
Samtse									
Grand Total	4	2	12	34	52	1	17	18	70

Table 3: ILI and SARI cases reporting status for week 48, 2023

Year	Week	Site	Department	SARI	IPD	Year	Week	Site	ILI	OPD
2023	48	Gelephu CRRH	Pediatric Ward	Not Reported		2023	48	Paro Hospital	16	2381
2023	48	Gelephu CRRH	ICU	0	3	2023	48	Punakha Hospital	18	1127
2023	48	Gelephu CRRH	Medical Ward	0	14	2023	48	Samdrup Jongkhar Hospital	40	538
2023	48	JDWNRH	Pediatric Ward	1	21	2023	48	Samtse Hospital	12	1413
2023	48	JDWNRH	Medical Extension Ward	Not Reported		2023	48	Trashigang Hospital	5	847
2023	48	JDWNRH	Pediatric ICU	Not Reported		2023	48	Trongsa Hospital	42	403
2023	48	JDWNRH	Cabin	Not Reported		2023	48	Tsirang Hospital	10	845
2023	48	JDWNRH	Medical Ward	4	20			Total	143	7554
2023	48	JDWNRH	ICU	0	9					
2023	48	JDWNRH	Emergency	Not Reported						
2023	48	Monggar ERRH	ICU	Not Reported						
2023	48	Monggar ERRH	Medical Ward	Not Reported						
2023	48	Monggar ERRH	Pediatric Ward	0	9					
2023	48	Paro Hospital	General Ward	0	22					
2023	48	Phuntsholing Hospital	Medical Ward	2	22					
2023	48	Punakha Hospital	General Ward	3	30					
2023	48	Samdrup Jongkhar Hospital	General Ward	4	16					
2023	48	Samtse Hospital	General Ward	0	18					
2023	48	Trashigang Hospital	General Ward	0	24					
2023	48	Trongsa Hospital	General Ward	1	3					
2023	48	Tsirang Hospital	General Ward	1	17					
		Total		16	228					

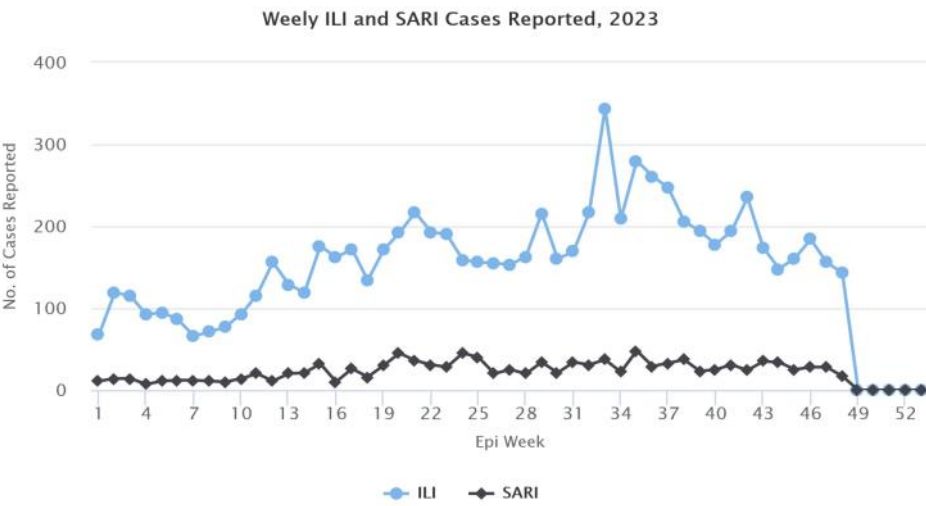


Figure 5: Weekly trend of ILI and SARI cases reported by Sentinel Hospitals