

Weekly Report of COVID-19 Integrated ILI and SARI Surveillance

Royal Centre for Disease Control
Ministry of Health

Wangchutaba, Serbithang, Thimphu, Bhutan.

Post Box No. 667, Tele: +975-02-350577/78

Website: www.rcdc.gov.bt, Email: rcdc@health.gov.bt

Weekly COVID-19 Integrated Flu Surveillance Report for week 50 (Dec 11–17, 2023)

- A total of 88 ILI and SARI specimens were received and detected 30.7% (27/88) influenza positives by Multiplex PCR (SC2). Influenza positivity decreased by 0.9% compared to the previous week (31.6%) (Figure 1). The affected age groups for Influenza were 30–64 years (51.9%), followed by 5–14 years (22.2%) (Figure 2).
- All 7 ILI and 11 SARI sentinel Hospitals have reported for the week, however, few ward units have not reported (Figure 5, Table 3).

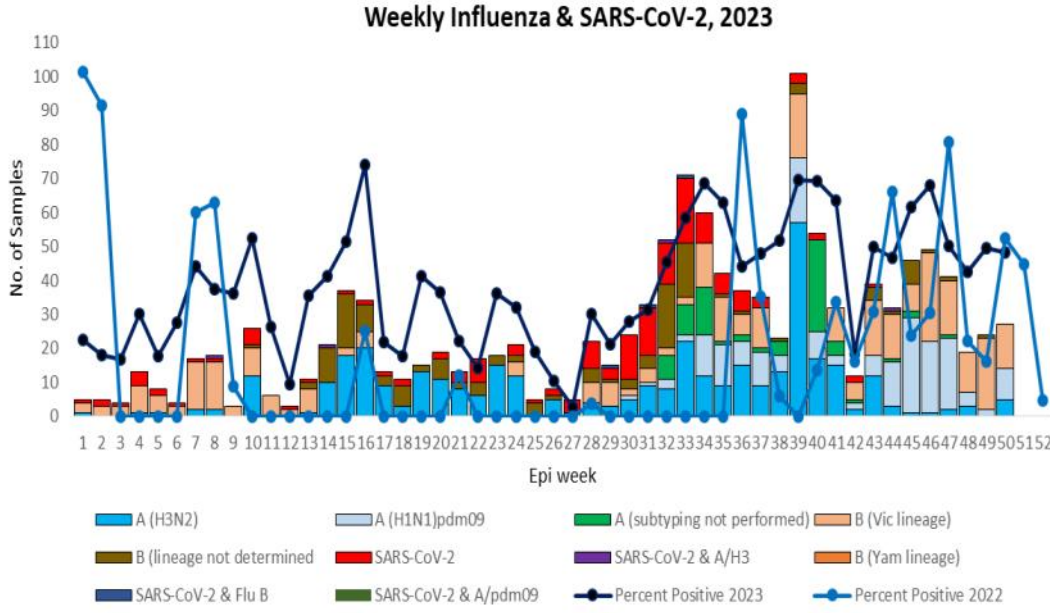


Table 1: Acute respiratory infection (ARI) outbreak status for week 50

Sl. No.	Place/Location	No. of ARI cases Reported	Outbreak Type	Remarks

- There was no ARI outbreak reported during the week 50 (Table 1).

Figure 1: Weekly Influenza subtypes and SARS-CoV-2 through ILI and SARI Sentinel Surveillance

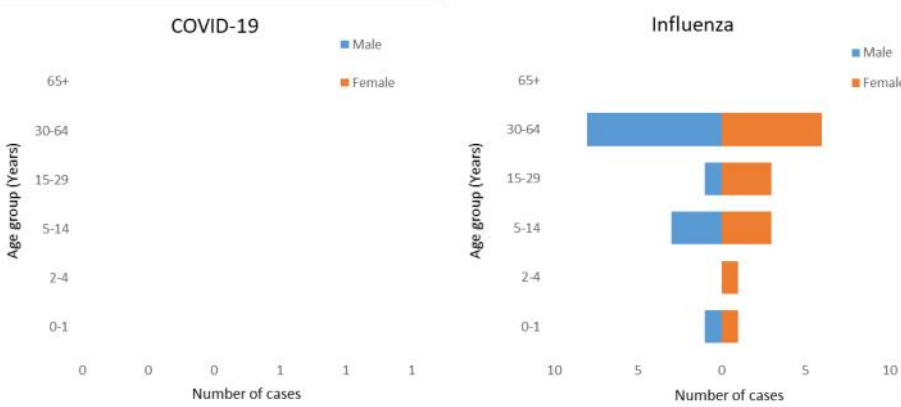


Figure 2: Influenza & SARS-CoV-2 positives by age group and gender

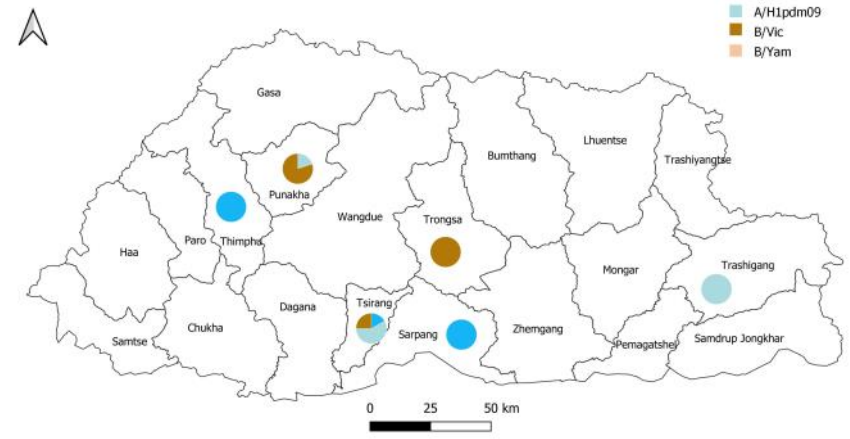


Figure 3: Influenza subtype & SARS-CoV-2 positive percent by District

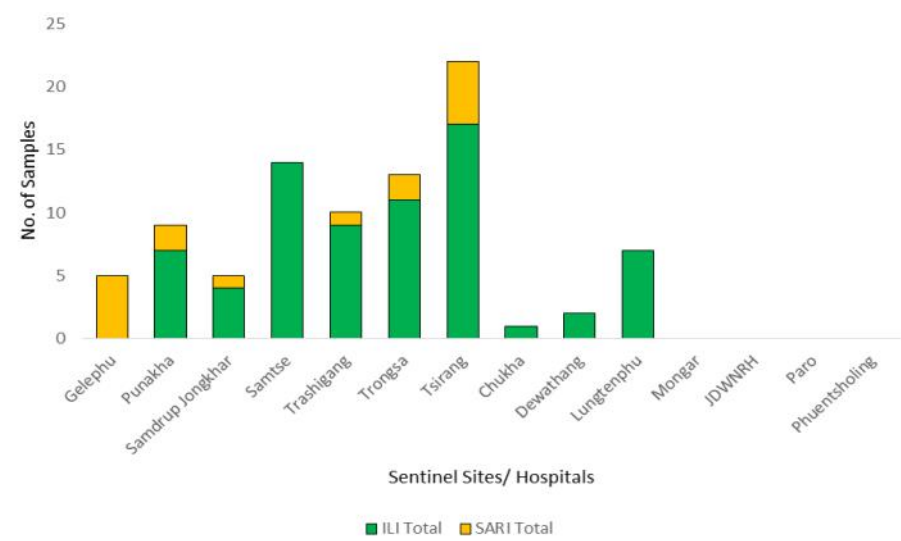


Figure 4: ILI and SARI Specimens status for Testing week 50, 2023

Table 2: Influenza subtypes and SARS-CoV-2 in Testing week 50, 2023

Sentinel sites/ Hospitals	ILI					ILI Total	SARI				SARI Total	Grand Total
	A/ H1pdm09	A/H3	B/Vic	Neg	Total		A/H3	A/ H1pdm09	B/Vic	Neg		
Gelephu										4	5	5
Punakha	1		3	3	7		1		1	1	2	9
Samdrup Jongkhar				4	4				1	1	1	5
Samtse				14	14							14
Trashigang	1			8	9					1	1	10
Trongsa			6	5	11				2	2	2	13
Tsirang	3	2	3	9	17		4		1	5	22	
Chukha				1	1							1
Dewathang				2	2							2
Lungtenphu		2		5	7							7
Mongar												
JDWNRH												
Paro												
Phuentsholing												
Grand Total	5	4	12	51	72	1	4	1	10	16	88	

Table 3: ILI and SARI cases reporting status for week 50, 2023

Year	Week	Site	Department	SARI	IPD	Year	Week	Site	ILI	OPD
2023	50	Gelephu CRRH	Pediatric Ward	4	7	2023	50	Paro Hospital	12	2158
2023	50	Gelephu CRRH	ICU	1	3	2023	50	Punakha Hospital	27	1546
2023	50	Gelephu CRRH	Medical Ward	3	12	2023	50	Samdrup Jongkhar Hospital	25	544
2023	50	JDWNRH	Pediatric Ward	Not Reported		2023	50	Samtse Hospital	15	1296
2023	50	JDWNRH	Medical Extension Ward	Not Reported		2023	50	Trashigang Hospital	19	739
2023	50	JDWNRH	Pediatric ICU	Not Reported		2023	50	Trongsa Hospital	20	249
2023	50	JDWNRH	Cabin	Not Reported		2023	50	Tsirang Hospital	2	789
2023	50	JDWNRH	Medical Ward	0	17			Total	120	7321
2023	50	JDWNRH	ICU	0	12					
2023	50	JDWNRH	Emergency	Not Reported						
2023	50	Monggar ERRH	ICU	Not Reported						
2023	50	Monggar ERRH	Medical Ward	0	4					
2023	50	Monggar ERRH	Pediatric Ward	0	6					
2023	50	Paro Hospital	General Ward	2	31					
2023	50	Phuentsholing Hospital	Medical Ward	2	15					
2023	50	Punakha Hospital	General Ward	1	28					
2023	50	Samdrup Jongkhar Hospital	General Ward	0	6					
2023	50	Samtse Hospital	General Ward	0	16					
2023	50	Trashigang Hospital	General Ward	0	38					
2023	50	Trongsa Hospital	General Ward	0	2					
2023	50	Tsirang Hospital	General Ward	1	7					
		Total		14	204					

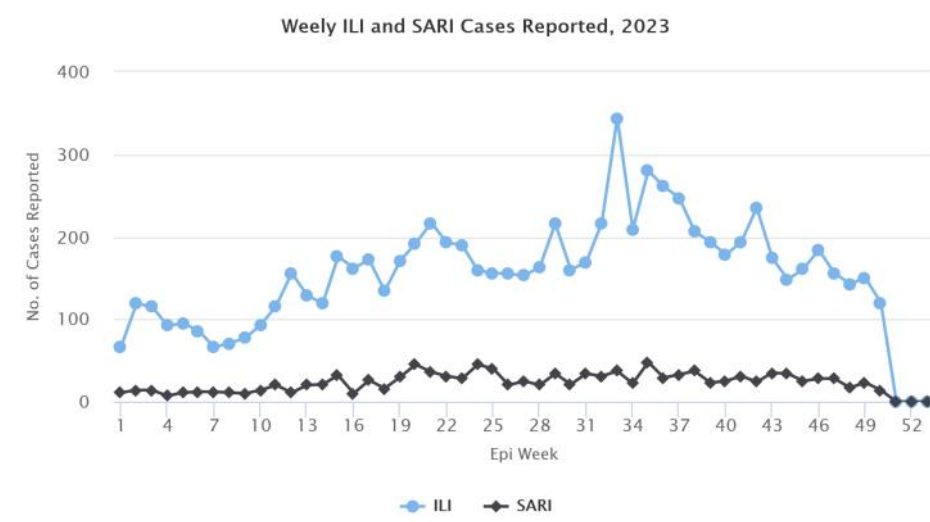


Figure 5: Weekly trend of ILI and SARI cases reported by Sentinel Hospitals