

Weekly Report of COVID-19 Integrated ILI and SARI Surveillance

Royal Centre for Disease Control

Ministry of Health

Wangchutaba, Serbithang, Thimphu, Bhutan.

Post Box No. 667, Tele: +975-02-350577/78

Website: www.rcdc.gov.bt, Email: rcdc@health.gov.bt

Weekly COVID-19 Integrated Flu Surveillance Report for week 1 (Jan 1–7, 2024)

- A total of 68 ILI and SARI specimens were received and detected 11.8% (8) influenza and 13.2% (9) SARS-CoV-2 positives by Multiplex PCR (SC2). Influenza positivity decreased by 7.8% compared to the previous week (19.6%) (Figure 1). The affected age group for Influenza was 30–64 years (37.5%), followed by 5–14 years (25.0%) (Figure 2).
- Except, Samdrup Jongkhar Hospital for ILI, all ILI and SARI sentinel Hospitals have reported for the week (Figure 5, Table 3).

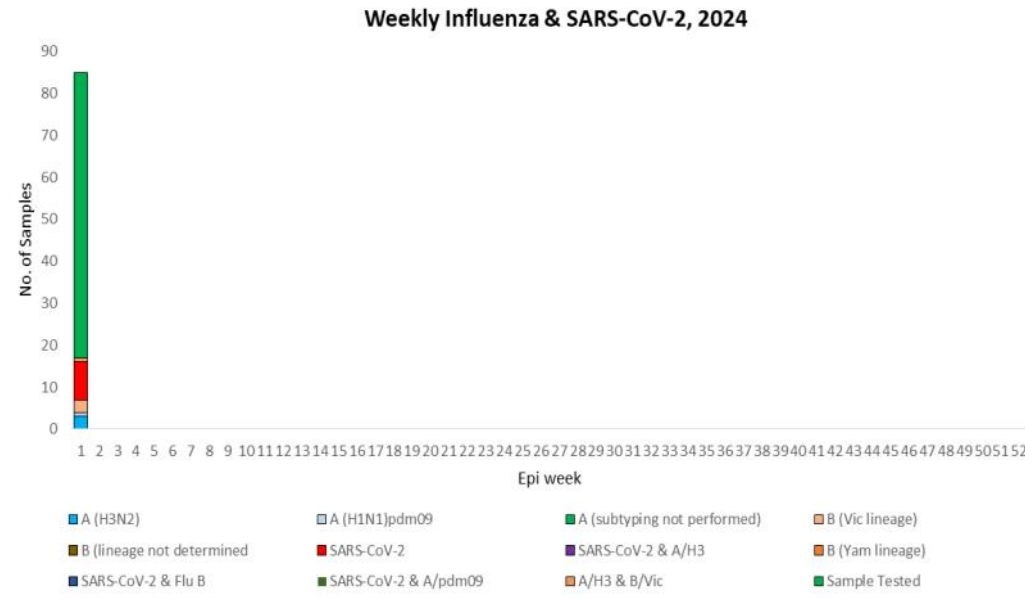


Table 1: Acute respiratory infection (ARI) outbreak status for week 1

Sl. No.	Place/Location	No. of ARI cases Reported	Outbreak Type	Remarks

- There was no ARI outbreak reported during the week 1 (Table 1).

Figure 1: Weekly Influenza subtypes and SARS-CoV-2 through ILI and SARI Sentinel Surveillance

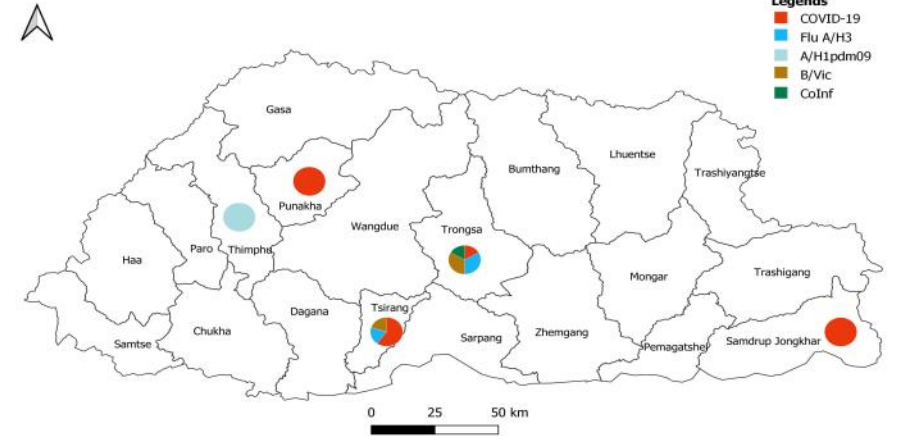
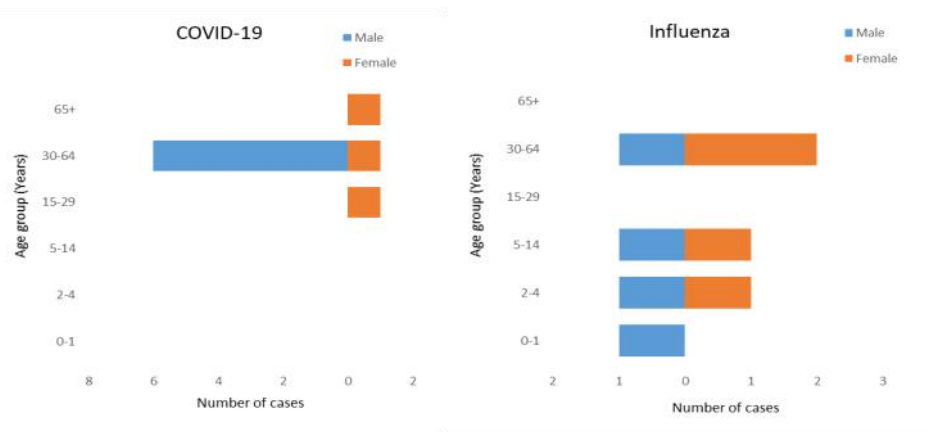


Figure 2: Influenza & SARS-CoV-2 positives by age group and gender

Figure 3: Influenza subtype & SARS-CoV-2 positive percent by District

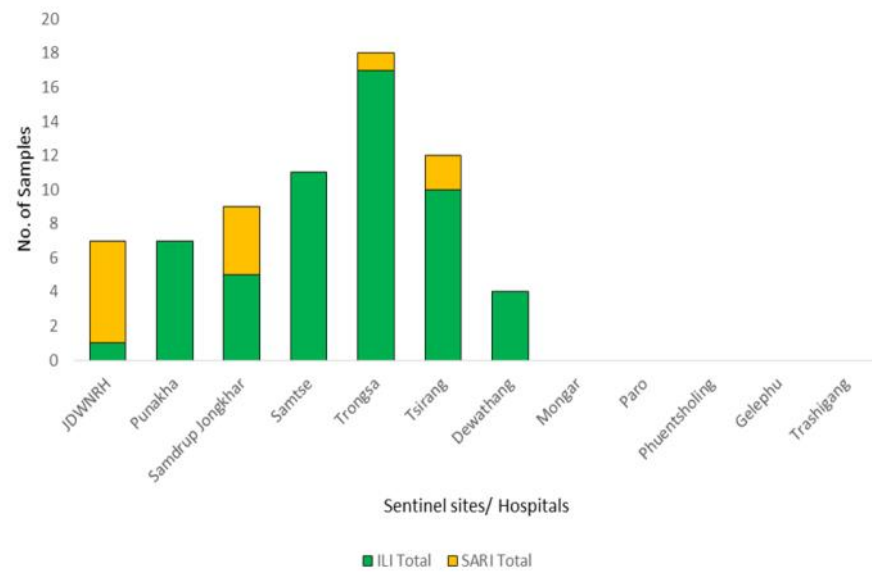


Table 2: Influenza subtypes and SARS-CoV-2 in Testing week 1, 2024

Sentinel Sites/ Hospitals	ILI				SARI			Grand Total		
	A/H3	A/H3 & B/Vic	SARS-CoV-2 B/Vic	SARS-CoV-2 Neg	ILI Total	A/H1pdm09	SARI Total			
JDWNRH				1	1	1	5	6	7	
Punakha			1	6	7				7	
Samdrup Jongkhar			2	3	5		4	4	9	
Samtse				11	11				11	
Trongsa	2	1	2	1	11	17	1	1	18	
Tsirang	1		1	3	5	10	2	2	12	
Dewathang			2	2	4				4	
Monggar										
Paro										
Phuentsholing										
Gelephu										
Trashigang										
Grand Total	3	1	3	9	39	55	1	12	13	68

Figure 4: ILI and SARI Specimens status for Testing week 1, 2024

Table 3: ILI and SARI cases reporting status for week 1, 2024

Year	Week	Site	Department	SARI	IPD	Year	Week	Site	ILI	OPD
2024	1	Gelephu CRRH	Pediatric Ward	0	8	2024	1	Paro Hospital	7	2030
2024	1	Gelephu CRRH	ICU	0	3	2024	1	Punakha Hospital	36	873
2024	1	Gelephu CRRH	Medical Ward	Not Reported		2024	1	Samdrup Jongkhar Hospital	Not Reported	
2024	1	JDWNRH	Pediatric Ward	1	17	2024	1	Samtse Hospital	12	1211
2024	1	JDWNRH	Medical Extension Ward	0	4	2024	1	Trashigang Hospital	16	702
2024	1	JDWNRH	Pediatric ICU	Not Reported		2024	1	Trongsa Hospital	17	289
2024	1	JDWNRH	Cabin	Not Reported		2024	1	Tsirang Hospital	17	807
2024	1	JDWNRH	Medical Ward	Not Reported						
2024	1	JDWNRH	ICU	0	10					
2024	1	JDWNRH	Emergency	Not Reported						
2024	1	Monggar ERRH	ICU	0	2					
2024	1	Monggar ERRH	Medical Ward	0	7					
2024	1	Monggar ERRH	Pediatric Ward	0	2					
2024	1	Paro Hospital	General Ward	3	28					
2024	1	Phuentsholing Hospital	Medical Ward	2	23					
2024	1	Punakha Hospital	General Ward	2	23					
2024	1	Samdrup Jongkhar Hospital	General Ward	1	11					
2024	1	Samtse Hospital	General Ward	0	15					
2024	1	Trashigang Hospital	General Ward	2	45					
2024	1	Trongsa Hospital	General Ward	0	4					
2024	1	Tsirang Hospital	General Ward	1	16					
				Total	12	218				

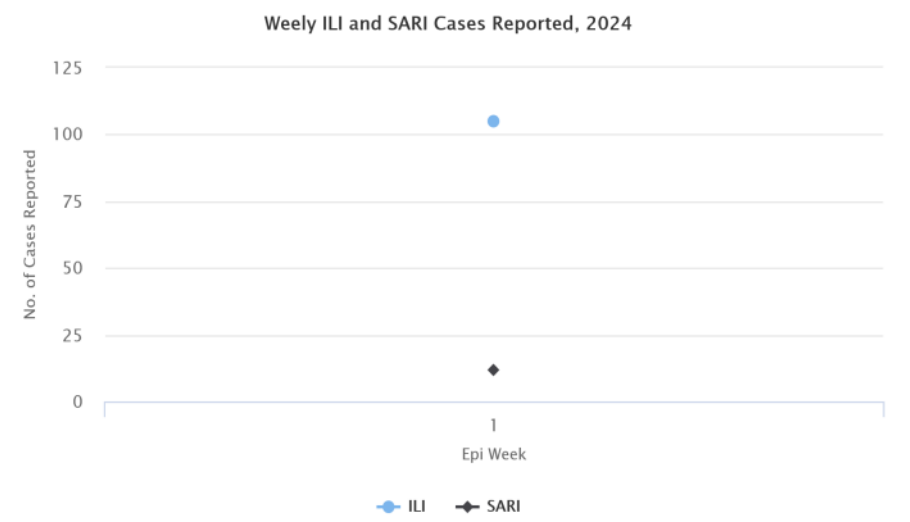


Figure 5: Weekly trend of ILI and SARI cases reported by Sentinel Hospitals