

Weekly Report of COVID-19 Integrated ILI and SARI Surveillance

Royal Centre for Disease Control
Ministry of Health

Wangchutaba, Serbithang, Thimphu, Bhutan.

Post Box No. 667, Tele: +975-02-350577/78

Website: www.rcdc.gov.bt, Email: rcdc@health.gov.bt

Weekly COVID-19 Integrated Flu Surveillance Report for week 3 (Jan 15–21, 2024)

- A total of 73 ILI and SARI specimens were received and detected 4.1% (3) influenza and 26.0% (19) SARS-CoV-2 positives by Multiplex PCR (SC2). Influenza positivity decreased by 15.9% compared to the previous week (20.0%) (Figure 1). The affected age group for Influenza was 30–64 years (66.7%) and affected age group for COVID-19 was 30–64 year (68.4%) (Figure 2).
- All the ILI and SARI sentinel Hospitals have reported for the week (Figure 5, Table 3).

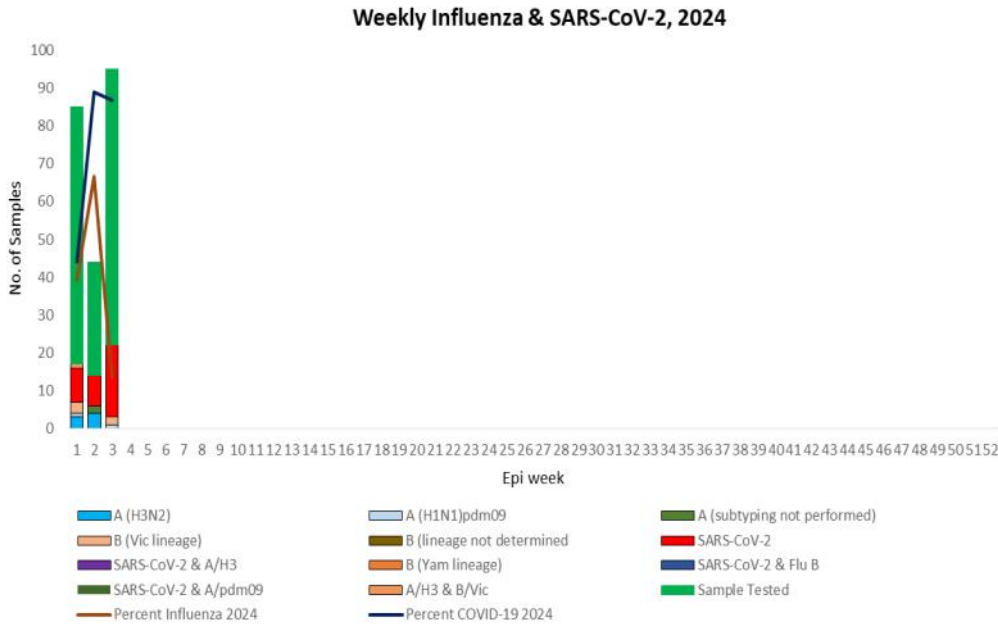


Figure 1: Weekly Influenza subtypes and SARS-CoV-2 through ILI and SARI Sentinel Surveillance

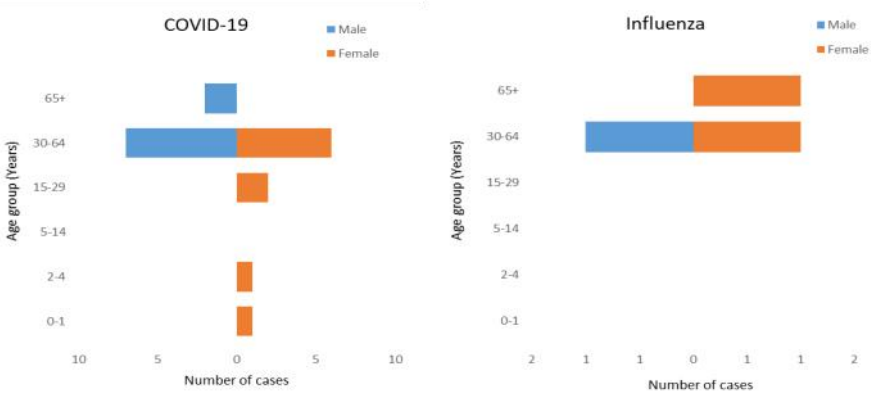


Figure 2: Influenza & SARS-CoV-2 positives by age group and gender

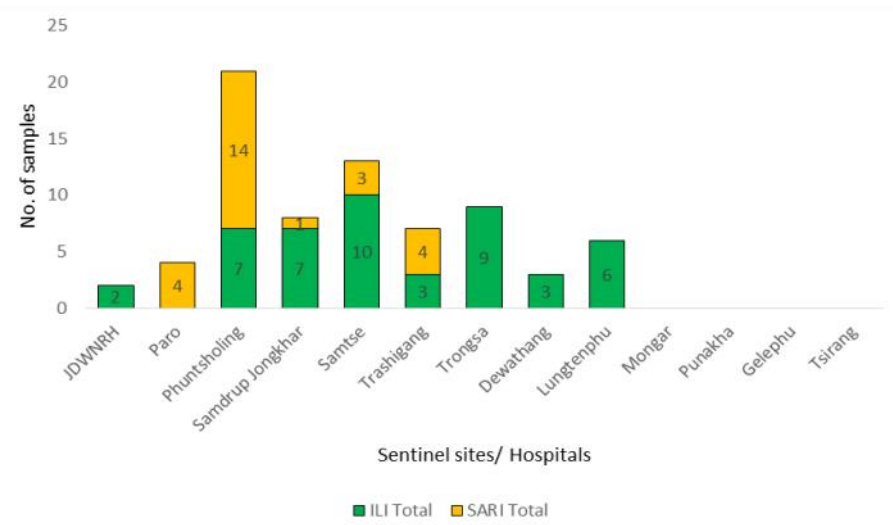


Figure 4: ILI and SARI Specimens status for Testing week 3, 2024

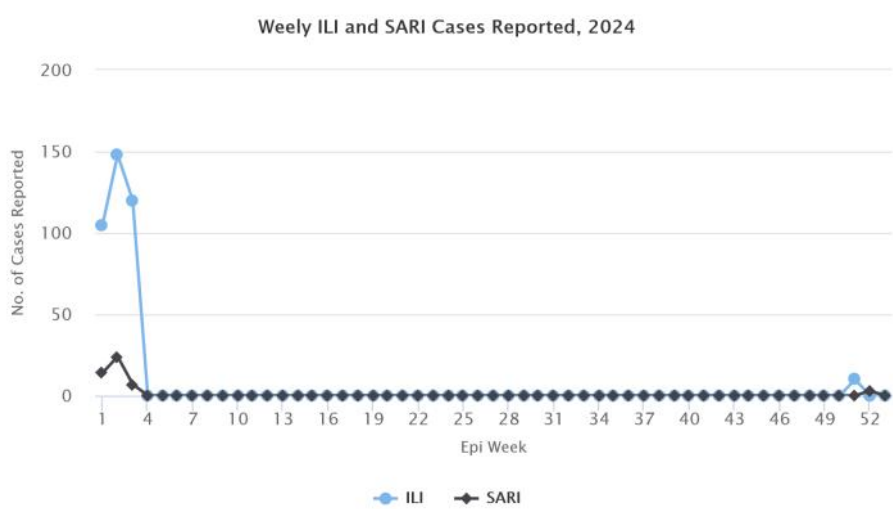


Figure 5: Weekly trend of ILI and SARI cases reported by Sentinel Hospitals

Table 1: Acute respiratory infection (ARI) outbreak status for week 3

| Sl. No. | Place/Location | No. of ARI cases Reported | Outbreak Type | Remarks |
|---------|----------------|---------------------------|---------------|---------|
| | | | | |
| | | | | |
| | | | | |
| | | | | |
| | | | | |
| | | | | |
| | | | | |
| | | | | |
| | | | | |
| | | | | |

- There was no ARI outbreak reported during the week 3 (Table 1).

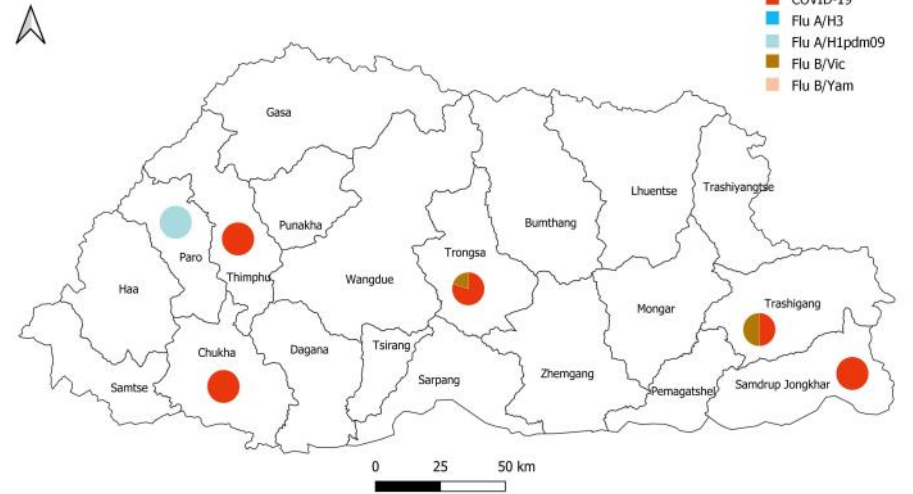


Figure 3: Influenza subtype & SARS-CoV-2 positive percent by District

Table 2: Influenza subtypes and SARS-CoV-2 in Testing week 3, 2024

| Sentinel Sites/Hospitals | ILI | | | SARI | | | Grand Total |
|--------------------------|------------|-----------|-----------|-----------|------------|-----------|-------------|
| | SARS-B/Vic | COV-2 | ILI Neg | A/H1pdm09 | SARS-COV-2 | SARI Neg | |
| JDWNRH | | 2 | | | | 3 | 2 |
| Paro | | | | 1 | | | 4 |
| Phuntsholing | | 3 | 4 | | 2 | 12 | 21 |
| Samdrup Jongkhar | | 5 | 2 | | | 1 | 8 |
| Samtse | | | 10 | | | 3 | 13 |
| Trashigang | 1 | 1 | 1 | | | 4 | 7 |
| Trongsa | 1 | 4 | 4 | | | | 9 |
| Dewathang | | 2 | 1 | | | | 3 |
| Lungtenphu | | | 6 | | | | 6 |
| Mongar | | | | | | | |
| Punakha | | | | | | | |
| Gelephu | | | | | | | |
| Tsirang | | | | | | | |
| Grand Total | 2 | 17 | 28 | 1 | 2 | 23 | 73 |

Table 3: ILI and SARI cases reporting status for week 3, 2024

| Year | Week | Site | Department | SARI | IPD | Year | Week | Site | ILI | OPD |
|--------------|------|---------------------------|------------------------|--------------|------------|--------------|------|---------------------------|-----|------|
| 2024 | 3 | Gelephu CRRH | Pediatric Ward | Not Reported | | 2024 | 3 | Paro Hospital | 7 | 1913 |
| 2024 | 3 | Gelephu CRRH | ICU | 0 | 2 | 2024 | 3 | Punakha Hospital | 14 | 1192 |
| 2024 | 3 | Gelephu CRRH | Medical Ward | 0 | 6 | 2024 | 3 | Samdrup Jongkhar Hospital | 34 | 590 |
| 2024 | 3 | JDWNRH | Pediatric Ward | 0 | 19 | 2024 | 3 | Samtse Hospital | 11 | 1351 |
| 2024 | 3 | JDWNRH | Medical Extension Ward | Not Reported | | 2024 | 3 | Trashigang Hospital | 16 | 702 |
| 2024 | 3 | JDWNRH | Pediatric ICU | Not Reported | | 2024 | 3 | Trongsa Hospital | 17 | 353 |
| 2024 | 3 | JDWNRH | Cabin | Not Reported | | 2024 | 3 | Tsirang Hospital | 21 | 940 |
| 2024 | 3 | JDWNRH | Medical Ward | 0 | 16 | Total | | | | |
| 2024 | 3 | JDWNRH | ICU | 0 | 10 | | | | | |
| 2024 | 3 | JDWNRH | Emergency | Not Reported | | 120 | | | | |
| 2024 | 3 | Monggar ERRH | ICU | Not Reported | | 7041 | | | | |
| 2024 | 3 | Monggar ERRH | Medical Ward | 0 | 7 | | | | | |
| 2024 | 3 | Monggar ERRH | Pediatric Ward | 0 | 14 | | | | | |
| 2024 | 3 | Paro Hospital | General Ward | 0 | 28 | | | | | |
| 2024 | 3 | Phuntsholing Hospital | Medical Ward | 5 | 30 | | | | | |
| 2024 | 3 | Punakha Hospital | General Ward | 1 | 35 | | | | | |
| 2024 | 3 | Samdrup Jongkhar Hospital | General Ward | 0 | 10 | | | | | |
| 2024 | 3 | Samtse Hospital | General Ward | 0 | 15 | | | | | |
| 2024 | 3 | Trashigang Hospital | General Ward | 0 | 29 | | | | | |
| 2024 | 3 | Trongsa Hospital | General Ward | 0 | 5 | | | | | |
| 2024 | 3 | Tsirang Hospital | General Ward | 1 | 21 | | | | | |
| Total | | | | 7 | 247 | | | | | |