

Weekly Report of COVID-19 Integrated ILI and SARI Surveillance

Royal Centre for Disease Control

Ministry of Health

Wangchutaba, Serbithang, Thimphu, Bhutan.

Post Box No. 667, Tele: +975-02-350577/78

Website: www.rcdc.gov.bt, Email: rcdc@health.gov.bt

Weekly COVID-19 Integrated Flu Surveillance Report for week 52 (Dec 25–31, 2023)

- A total of 56 ILI and SARI specimens were received and detected 19.6% (11) influenza and 8.9% (5) SARS-CoV-2 positives by Multiplex PCR (SC2). Influenza positivity increased by 5.9% compared to the previous week (13.7%) (Figure 1). The affected age groups for Influenza were 2–4 years (25.0%), followed by 15–29 years (16.7%) (Figure 2).
- Except, Tsirang Hospital for ILI and Phuentsholing Hospital for SARI, all ILI and SARI sentinel Hospitals have reported for the week (Figure 5, Table 3).

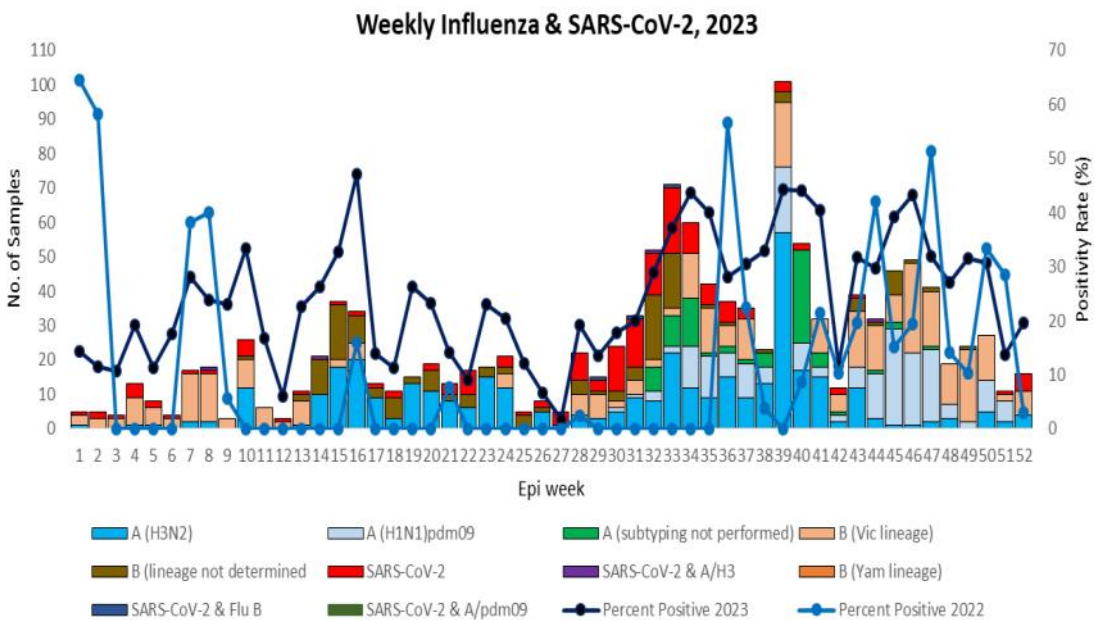


Figure 1: Weekly Influenza subtypes and SARS-CoV-2 through ILI and SARI Sentinel Surveillance

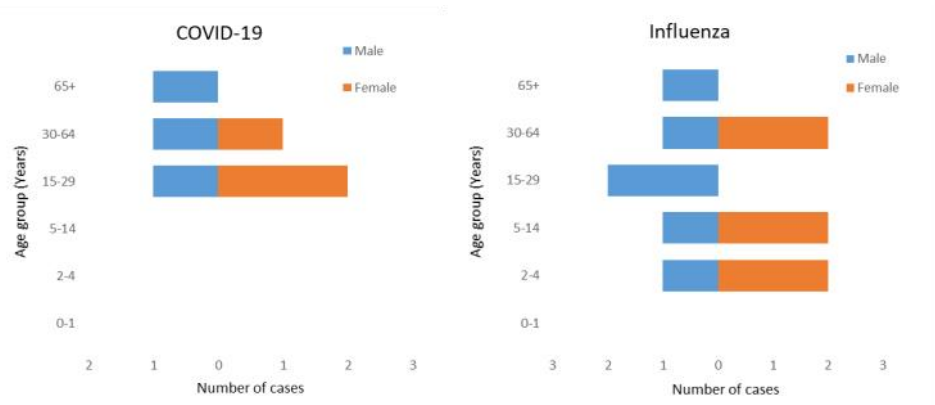


Figure 2: Influenza & SARS-CoV-2 positives by age group and gender

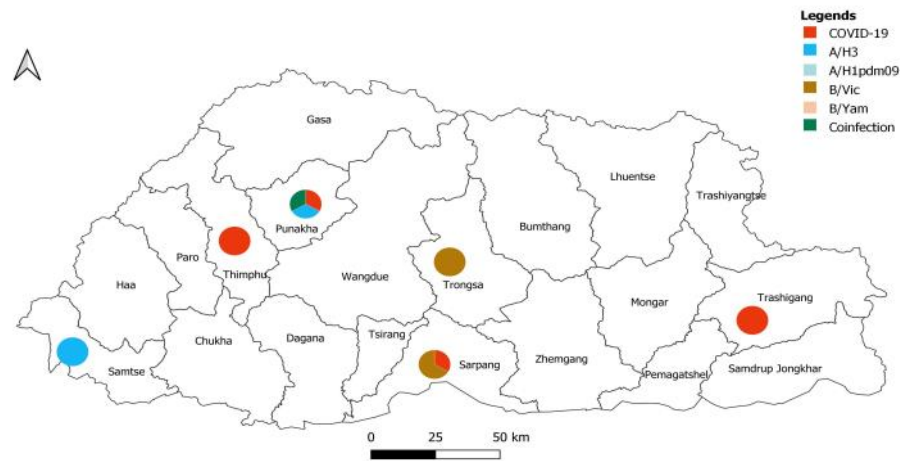


Figure 3: Influenza subtype & SARS-CoV-2 positive percent by District

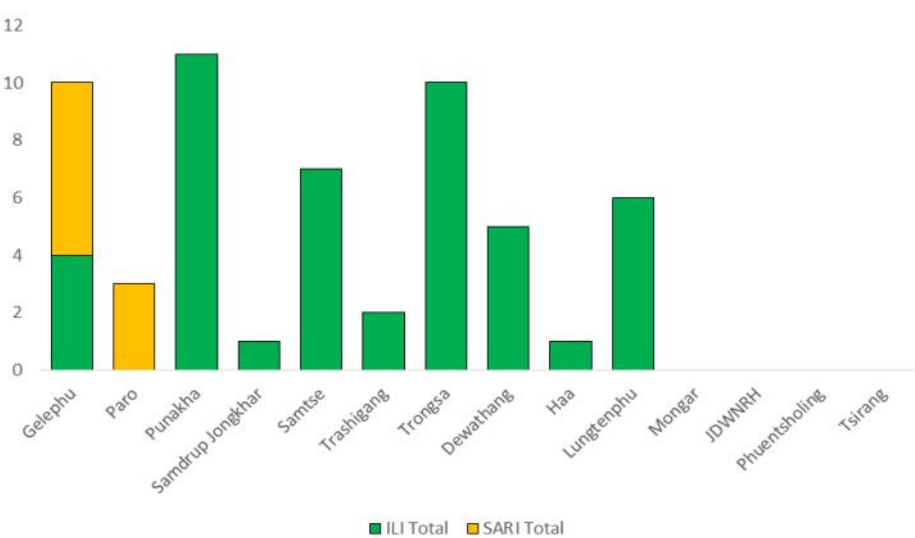


Figure 4: ILI and SARI Specimens status for Testing week 52, 2023

Table 2: Influenza subtypes and SARS-CoV-2 in Testing week 52, 2023

Sentinel Sites/ Hospitals	ILI					SARI		Grand Total
	A/H3	A/pdm09 CoV-2	B/Vic	SARS- CoV-2	Neg	ILI Total	SARI Total	
Gelephu			2	1	1	4	6	10
Paro							3	3
Punakha	1	1		1	8	11		11
Samdrup Jongkhar					1	1		1
Samtse	3				4	7		7
Trashigang				1	1	2		2
Trongsa			5		5	10		10
Dewathang					5	5		5
Haa					1	1		1
Lungtenphu				2	4	6		6
Mongar								
JDWNRH								
Phuentsholing								
Tsirang								
Grand Total	4	1	7	5	30	47	9	56

Table 3: ILI and SARI cases reporting status for week 52, 2023

Year	Week	Site	Department	SARI	IPD	Year	Week	Site	ILI	OPD
2023	52	Gelephu CRRH	Pediatric Ward	3	6	2023	52	Paro Hospital	12	2038
2023	52	Gelephu CRRH	ICU	0	3	2023	52	Punakha Hospital	21	1232
2023	52	Gelephu CRRH	Medical Ward	Not Reported		2023	52	Samdrup Jongkhar Hospital	25	443
2023	52	JDWNRH	Pediatric Ward	1	16	2023	52	Samtse Hospital	13	1304
2023	52	JDWNRH	Medical Extension Ward	0	4	2023	52	Trashigang Hospital	19	784
2023	52	JDWNRH	Pediatric ICU	Not Reported		2023	52	Trongsa Hospital	28	398
2023	52	JDWNRH	Cabin	Not Reported		2023	52	Tsirang Hospital	Not Reported	
2023	52	JDWNRH	Medical Ward	1	19			Total	118	6199
2023	52	JDWNRH	ICU	0	10					
2023	52	JDWNRH	Emergency	Not Reported						
2023	52	Monggar ERRH	ICU	Not Reported						
2023	52	Monggar ERRH	Medical Ward	0	7					
2023	52	Monggar ERRH	Pediatric Ward	0	2					
2023	52	Paro Hospital	General Ward	0	17					
2023	52	Phuentsholing Hospital	Medical Ward	Not Reported						
2023	52	Punakha Hospital	General Ward	0	35					
2023	52	Samdrup Jongkhar Hospital	General Ward	1	6					
2023	52	Samtse Hospital	General Ward	0	13					
2023	52	Trashigang Hospital	General Ward	2	45					
2023	52	Trongsa Hospital	General Ward	1	1					
2023	52	Tsirang Hospital	General Ward	1	12					
		Total		10	196					

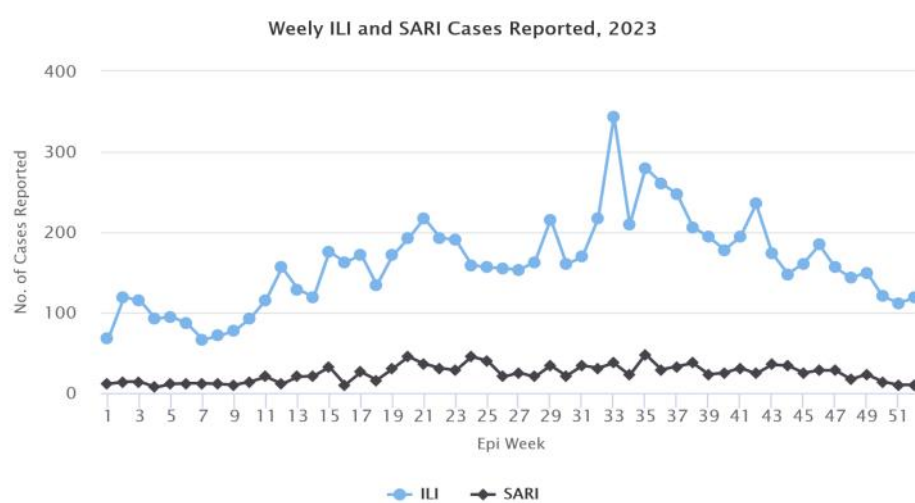


Figure 5: Weekly trend of ILI and SARI cases reported by Sentinel Hospitals