

Weekly Report of COVID-19 Integrated ILI and SARI Surveillance

Royal Centre for Disease Control

Ministry of Health

Wangchutaba, Serbithang, Thimphu, Bhutan.

Post Box No. 667, Tele: +975-02-350577/78

Website: www.rcdc.gov.bt, Email: rcdc@health.gov.bt

Weekly COVID-19 Integrated Flu Surveillance Report for week 4 (Jan 22–28, 2024)

- A total of 89 ILI and SARI specimens were received and detected 5.6% (5) influenza and 44.9% (40) SARS-CoV-2 positives by Multiplex PCR (SC2). Influenza and COVID-19 positivity increased by 1.5% and 18.9% respectively compared to the previous week (Figure 1). The affected age group for Influenza was 30–64 years (50.0%), similarly the affected age group for COVID-19 was 30–64 years (27.5%) (Figure 2).
- Except, Tsirang Hospital for SARI, all the ILI and SARI sentinel Hospitals have reported for the week (Figure 5, Table 3).

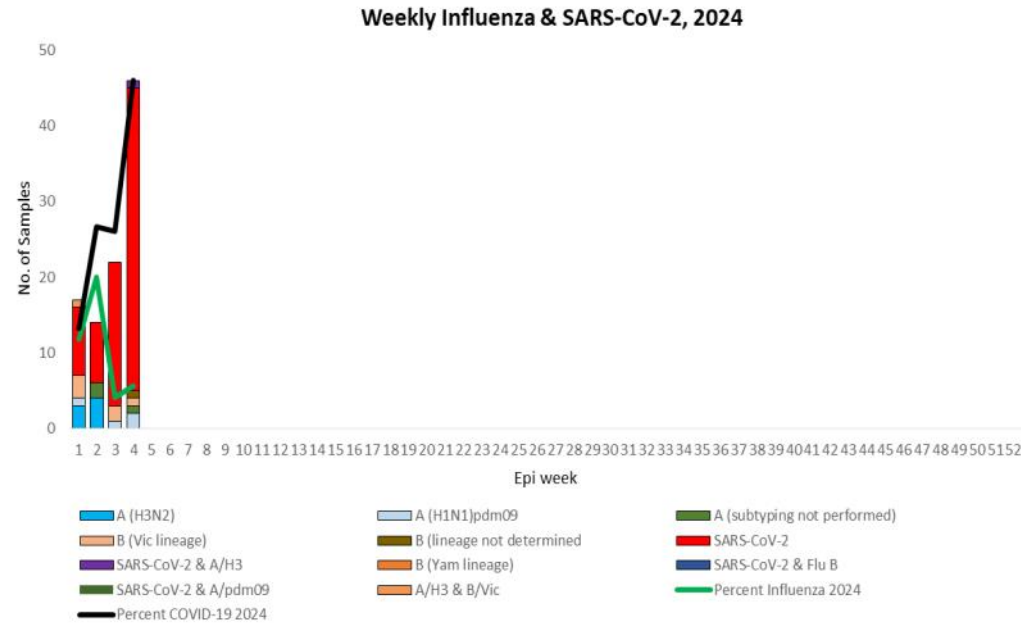


Table 1: Acute respiratory infection (ARI) outbreak status for week 4

Sl. No.	Place/Location	No. of ARI cases Reported	Outbreak Type	Remarks

- There was no ARI outbreak reported during the week 4 (Table 1).

Figure 1: Weekly Influenza subtypes and SARS-CoV-2 through ILI and SARI Sentinel Surveillance

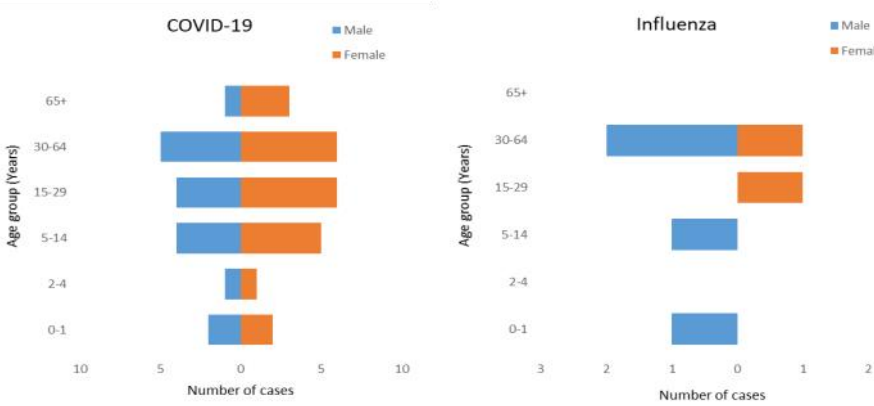


Figure 2: Influenza & SARS-CoV-2 positives by age group and gender

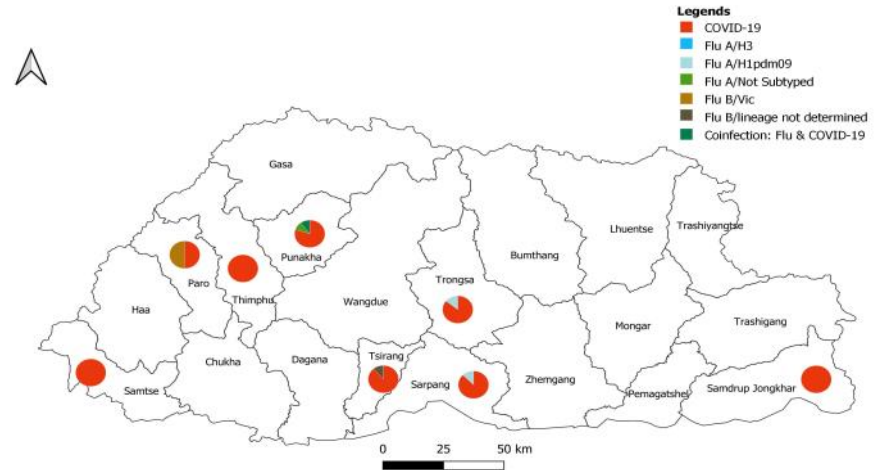


Figure 3: Influenza subtype & SARS-CoV-2 positive percent by District

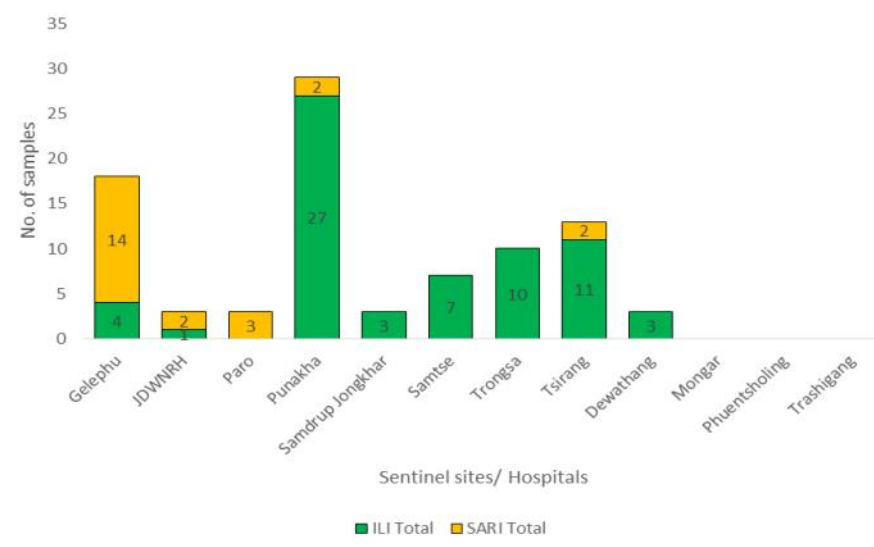


Figure 4: ILI and SARI Specimens status for Testing week 4, 2024

Table 2: Influenza subtypes and SARS-CoV-2 in Testing week 4, 2024

Sentinel sites/ Hospitals	ILI					ILI Total	SARI				SARI Total	Grand Total	
	A/H3 & SARS- CoV-2	A/not subtyped	A/ H1pdm09	B/ lineage not determined	SARS- CoV-2		A/ H1pdm09	B/Vic	SARS- CoV-2	Neg			
Gelephu					3	1	4	1	4	9	14	18	
JDWNRH					1	1	1		1	1	2	3	
Paro								1	1	1	3	3	
Punakha	1	1			6	19	27		2		2	29	
Samdrup Jongkhar					2	1	3					3	
Samtse					5	2	7					7	
Trongsa			1		6	3	10					10	
Tsirang				1	7	3	11		1	1	2	13	
Dewathang					1	2	3					3	
Mongar													
Phuentsholing													
Trashigang													
Grand Total	1	1	1	1	30	29	63	1	1	9	12	23	89

Table 3: ILI and SARI cases reporting status for week 4, 2024

Year	Week	Site	Department	SARI	IPD	Year	Week	Site	ILI	OPD
2024	4	Gelephu CRRH	Pediatric Ward	0	5	2024	4	Paro Hospital	39	2421
2024	4	Gelephu CRRH	ICU	0	3	2024	4	Punakha Hospital	30	1295
2024	4	Gelephu CRRH	Medical Ward	Not Reported		2024	4	Samdrup Jongkhar Hospital	22	480
2024	4	JDWNRH	Pediatric Ward	Not Reported		2024	4	Samtse Hospital	12	1458
2024	4	JDWNRH	Medical Extension Ward	0	4	2024	4	Trashigang Hospital	23	645
2024	4	JDWNRH	Pediatric ICU	0	3	2024	4	Trongsa Hospital	12	323
2024	4	JDWNRH	Cabin	Not Reported		2024	4	Tsirang Hospital	8	815
2024	4	JDWNRH	Medical Ward	Not Reported				Total	146	7437
2024	4	JDWNRH	ICU	0	12					
2024	4	JDWNRH	Emergency	Not Reported						
2024	4	Monggar ERRH	ICU	0	1					
2024	4	Monggar ERRH	Medical Ward	Not Reported						
2024	4	Monggar ERRH	Pediatric Ward	0	5					
2024	4	Paro Hospital	General Ward	0	31					
2024	4	Phuentsholing Hospital	Medical Ward	6	35					
2024	4	Punakha Hospital	General Ward	0	27					
2024	4	Samdrup Jongkhar Hospital	General Ward	0	12					
2024	4	Samtse Hospital	General Ward	0	14					
2024	4	Trashigang Hospital	General Ward	0	25					
2024	4	Trongsa Hospital	General Ward	0	2					
2024	4	Tsirang Hospital	General Ward	Not Reported						
		Total		6	179					

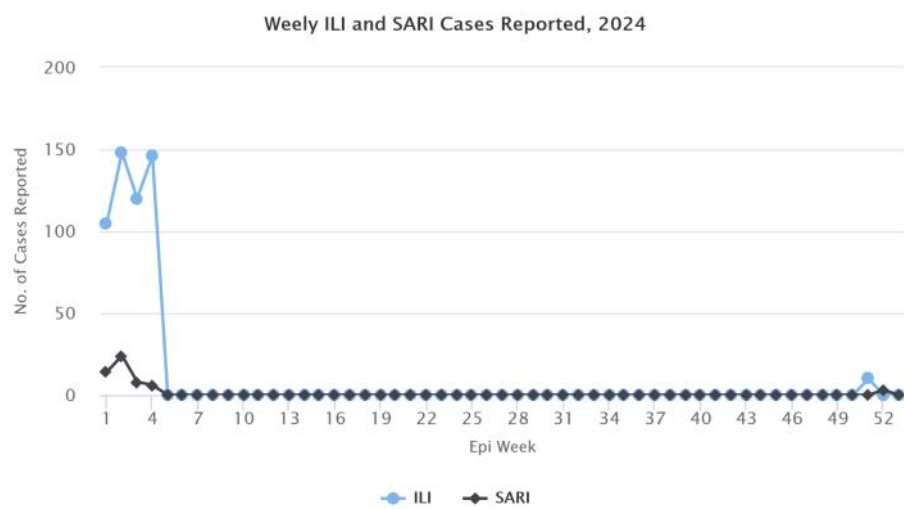


Figure 5: Weekly trend of ILI and SARI cases reported by Sentinel Hospitals