

Weekly Report of COVID-19 Integrated ILI and SARI Surveillance

Royal Centre for Disease Control
Ministry of Health

Wangchutaba, Serbithang, Thimphu, Bhutan.

Post Box No. 667, Tele: +975-02-350577/78

Website: www.rcdc.gov.bt, Email: rcdc@health.gov.bt

Weekly COVID-19 Integrated Flu Surveillance Report for week 5 (Jan 29—Feb 4, 2024)

- A total of 54 ILI and SARI specimens were received and detected 7.4% (4) influenza and 35.2% (18) SARS-CoV-2 positives by Multiplex PCR (SC2). From the total COVID-19 positives, 4 were detected among SARI cases (Table 2); 3 patients had recovered and 1 was transout.
- Influenza positivity increased by 1.8%, while COVID-19 decreased by 9.8% respectively compared to the previous week (Figure 1). The affected age group for Influenza was 30—64 years (40.0%), similarly the affected age group for COVID-19 was 30—64 years (55.6%) (Figure 2).
- All seven ILI and eleven SARI sentinel Hospitals have reported for the week (Figure 5, Table 3).

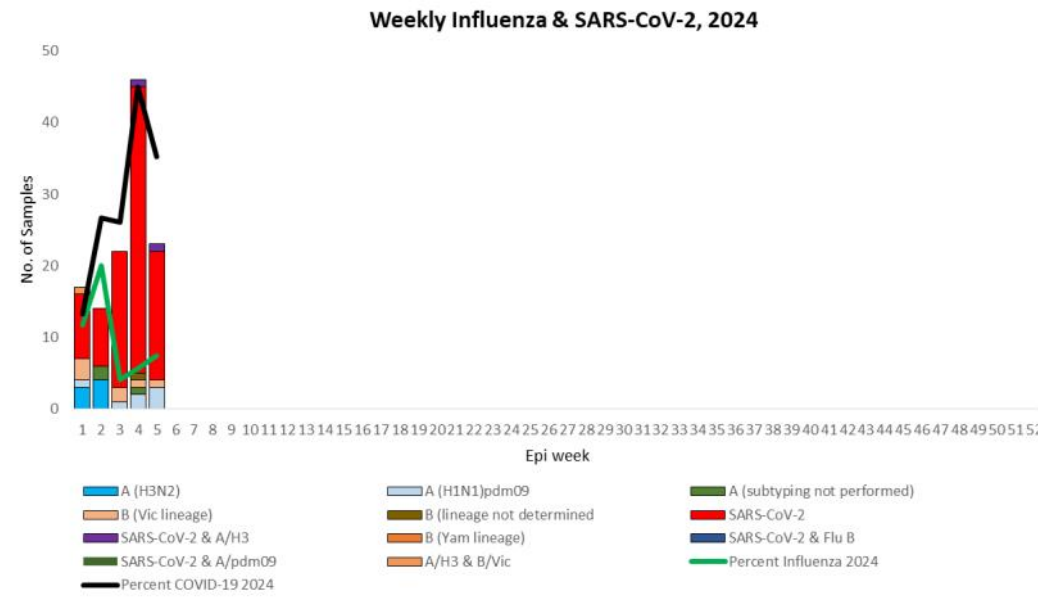


Table 1: Acute respiratory infection (ARI) outbreak

| Sl. No. | Place/Location | No. of ARI cases Reported | Outbreak Type | Remarks |
|---------|----------------|---------------------------|---------------|---------|
| | | | | |
| | | | | |
| | | | | |
| | | | | |
| | | | | |
| | | | | |
| | | | | |
| | | | | |
| | | | | |
| | | | | |

- There was no ARI outbreak reported during the week 5 (Table 1).

Figure 1: Weekly Influenza subtypes and SARS-CoV-2 through ILI and SARI Sentinel Surveillance

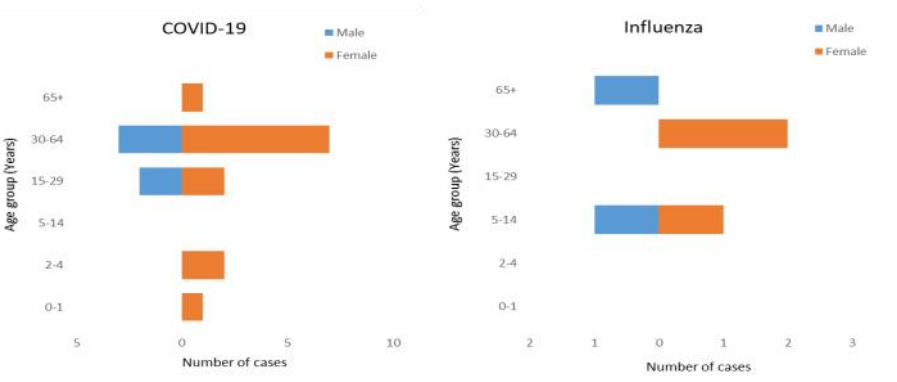


Figure 2: Influenza & SARS-CoV-2 positives by age group and gender

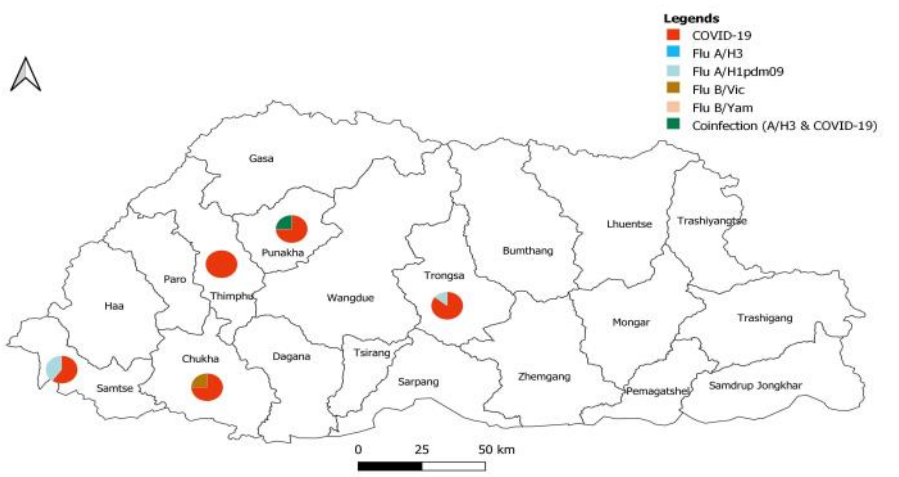


Figure 3: Influenza subtype & SARS-CoV-2 positive percent by District

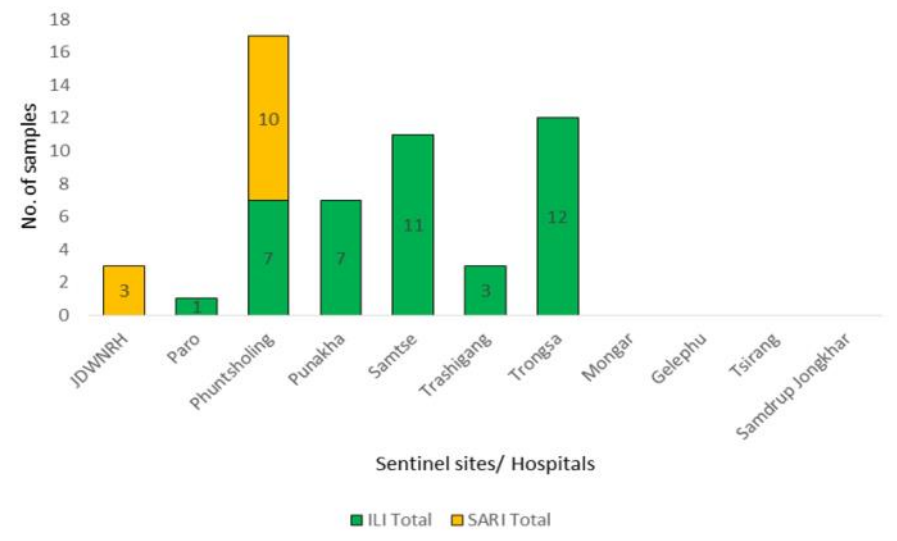


Figure 4: ILI and SARI Specimens status for Testing week 5, 2024

Table 2: Influenza subtypes and SARS-CoV-2 in Testing week 5, 2024

| Sentinel sites/ Hospitals | ILI | | | | | SARI | | | Grand Total | |
|---------------------------|-------------------|----------|----------|------------|-----------|-----------|------------|----------|-------------|------------|
| | A/H3 & SARS-CoV-2 | A/pdm09 | B/Vic | SARS-CoV-2 | Neg | ILI Total | SARS-CoV-2 | Neg | | SARI Total |
| JDWNRH | | | | | | 1 | 3 | | 3 | 3 |
| Paro | | | | | | 1 | | | | 1 |
| Phuntsholing | | | 1 | 2 | 4 | 7 | 1 | 9 | 10 | 17 |
| Punakha | 1 | | | 3 | 3 | 7 | | | | 7 |
| Samtse | | 2 | | 3 | 6 | 11 | | | | 11 |
| Trashigang | | | | | 3 | 3 | | | | 3 |
| Trongsa | | 1 | | 6 | 5 | 12 | | | | 12 |
| Mongar | | | | | | | | | | |
| Gelephu | | | | | | | | | | |
| Tsirang | | | | | | | | | | |
| Samdrup Jongkhar | | | | | | | | | | |
| Grand Total | 1 | 3 | 1 | 14 | 22 | 41 | 4 | 9 | 13 | 54 |

Table 3: ILI and SARI cases reporting status for week 5, 2024

| Year | Week | Site | Department | SARI | IPD | Year | Week | Site | ILI | OPD |
|------|------|---------------------------|------------------------|--------------|------------|------|------|---------------------------|------------|-------------|
| 2024 | 5 | Gelephu CRRH | Pediatric Ward | 3 | 9 | 2024 | 5 | Paro Hospital | 12 | 1911 |
| 2024 | 5 | Gelephu CRRH | ICU | 1 | 4 | 2024 | 5 | Punakha Hospital | 31 | 1223 |
| 2024 | 5 | Gelephu CRRH | Medical Ward | Not Reported | | 2024 | 5 | Samdrup Jongkhar Hospital | 38 | 625 |
| 2024 | 5 | JDWNRH | Pediatric Ward | Not Reported | | 2024 | 5 | Samtse Hospital | 15 | 1448 |
| 2024 | 5 | JDWNRH | Medical Extension Ward | Not Reported | | 2024 | 5 | Trashigang Hospital | 23 | 657 |
| 2024 | 5 | JDWNRH | Pediatric ICU | 0 | 2 | 2024 | 5 | Trongsa Hospital | 8 | 347 |
| 2024 | 5 | JDWNRH | Cabin | Not Reported | | 2024 | 5 | Tsirang Hospital | 0 | 876 |
| 2024 | 5 | JDWNRH | Medical Ward | 0 | 10 | | | Total | 127 | 7087 |
| 2024 | 5 | JDWNRH | ICU | 0 | 10 | | | | | |
| 2024 | 5 | JDWNRH | Emergency | Not Reported | | | | | | |
| 2024 | 5 | Monggar ERRH | ICU | 0 | 4 | | | | | |
| 2024 | 5 | Monggar ERRH | Medical Ward | Not Reported | | | | | | |
| 2024 | 5 | Monggar ERRH | Pediatric Ward | 0 | 7 | | | | | |
| 2024 | 5 | Paro Hospital | General Ward | 1 | 32 | | | | | |
| 2024 | 5 | Phuentsholing Hospital | Medical Ward | 6 | 41 | | | | | |
| 2024 | 5 | Punakha Hospital | General Ward | 2 | 28 | | | | | |
| 2024 | 5 | Samdrup Jongkhar Hospital | General Ward | 0 | 13 | | | | | |
| 2024 | 5 | Samtse Hospital | General Ward | 0 | 14 | | | | | |
| 2024 | 5 | Trashigang Hospital | General Ward | 0 | 25 | | | | | |
| 2024 | 5 | Trongsa Hospital | General Ward | 0 | 2 | | | | | |
| 2024 | 5 | Tsirang Hospital | General Ward | 1 | 10 | | | | | |
| | | Total | | 14 | 211 | | | | | |

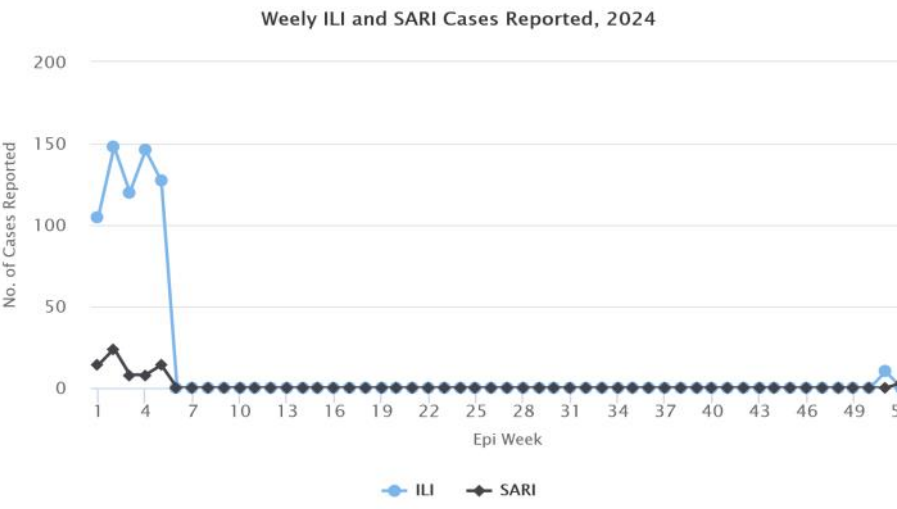


Figure 5: Weekly trend of ILI and SARI cases reported by Sentinel Hospitals