

Weekly Report of COVID-19 Integrated ILI and SARI Surveillance

Royal Centre for Disease Control
Ministry of Health

Wangchutaba, Serbithang, Thimphu, Bhutan.

Post Box No. 667, Tele: +975-02-350577/78

Website: www.rcdc.gov.bt, Email: rcdc@health.gov.bt

Weekly COVID-19 Integrated Flu Surveillance Report for week 6 (Feb 5–11, 2024)

- A total of 58 ILI and SARI specimens were received and detected 5.2% (3) influenza and 32.8% (18) SARS-CoV-2 positives by Multiplex PCR (SC2). From the total COVID-19 positives, 4 were detected among SARI cases (Table 2).
- Influenza and COVID positivity decreased by 2.2% and 2.4% respectively compared to the previous week (Figure 1). The affected age group for Influenza was 30–64 years (50.0%), similarly the affected age group for COVID-19 was 30–64 years (37.5%) (Figure 2).
- Except for few SARI sentinel Hospitals, all ILI sentinel sites have reported for the week (Figure 5, Table 3).

Table 1: Acute respiratory infection (ARI) outbreak

Sl. No.	Place/Location	No. of ARI cases Reported	Outbreak Type	Remarks

- There was no ARI outbreak reported during the week 6 (Table 1).

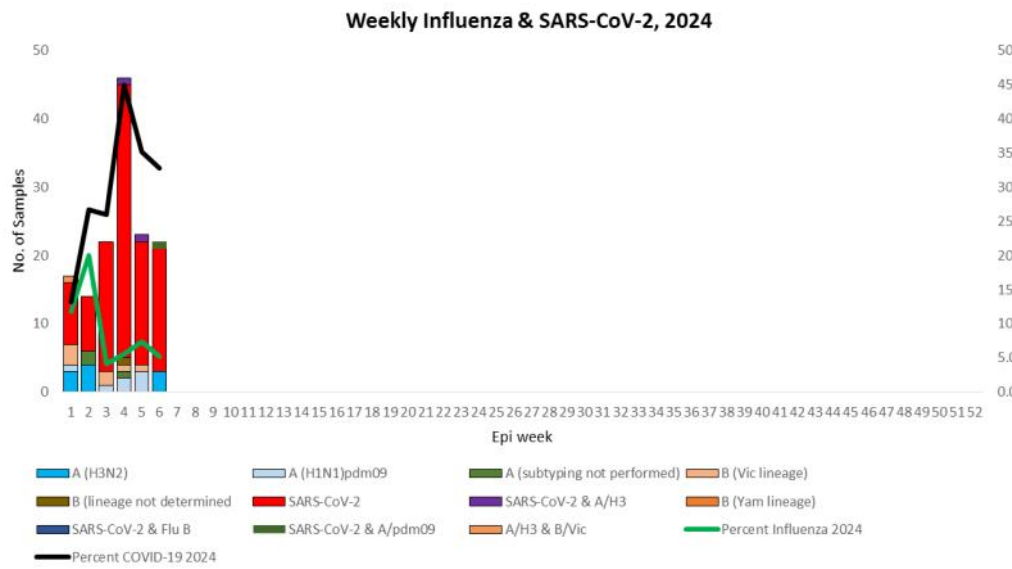


Figure 1: Weekly Influenza subtypes and SARS-CoV-2 through ILI and SARI Sentinel Surveillance

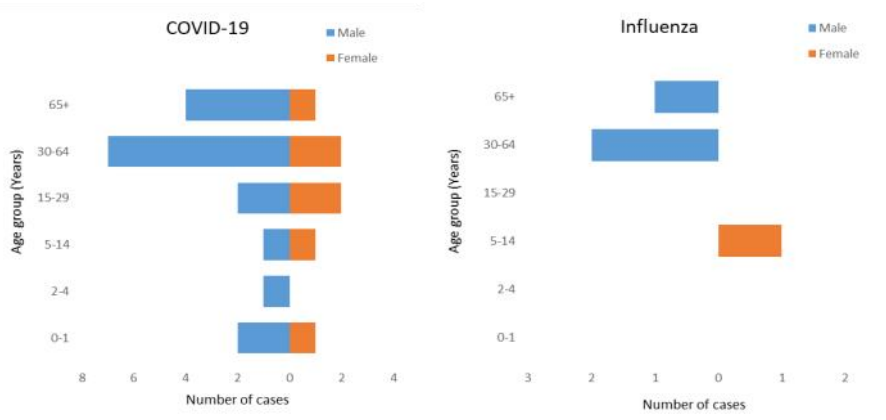


Figure 2: Influenza & SARS-CoV-2 positives by age group and gender

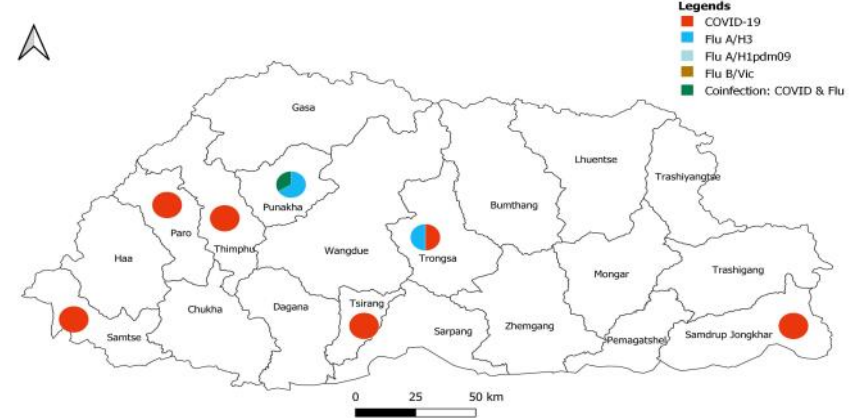


Figure 3: Influenza subtype & SARS-CoV-2 positive percent by District

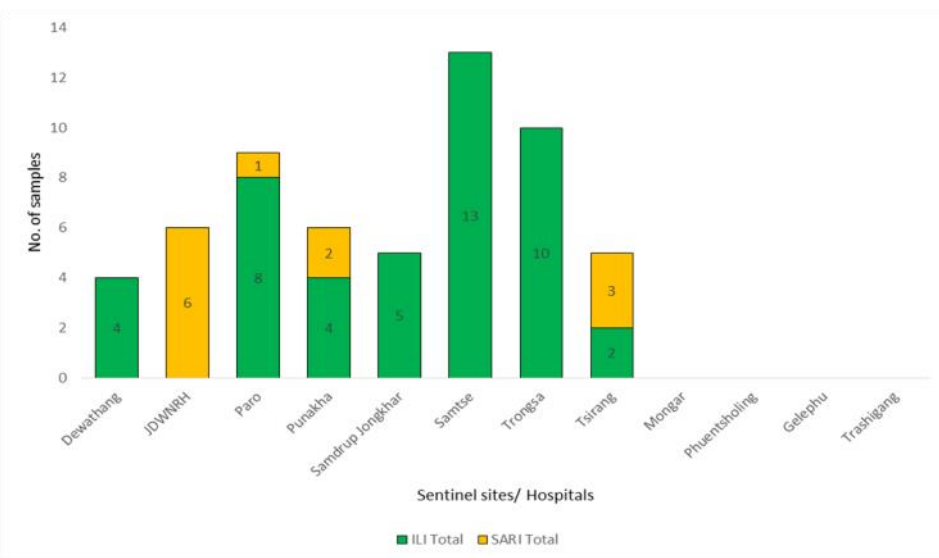


Figure 4: ILI and SARI Specimens status for Testing week 6, 2024

Table 2: Influenza subtypes and SARS-CoV-2 in Testing week 6, 2024

Sentinel sites/ Hospitals	ILI				ILI Total	SARI			Grand Total
	A/pdm09 & SARS- CoV-2		SARS- CoV-2	Neg		SARS- CoV-2		SARI Total	
	A/H3	CoV-2				A/H3	CoV-2		
Dewathang			4		4				4
JDWNRH						2	4	6	6
Paro			3	5	8		1	1	9
Punakha	1	1		2	4	1	1	2	6
Samdrup Jongkhar			1	4	5				5
Samtse			5	8	13				13
Trongsa	1		1	8	10				10
Tsirang				2	2	2	1	3	5
Monggar									
Phuentsholing									
Gelephu									
Trashigang									
Grand Total	2	1	14	29	42	1	4	7	58

Table 3: ILI and SARI cases reporting status for week 6, 2024

Year	Week	Site	Department	SARI	IPD	Year	Week	Site	ILI	OPD
2024	6	Gelephu CRRH	Pediatric Ward	Not Reported		2024	6	Paro Hospital	35	1777
2024	6	Gelephu CRRH	ICU	0	5	2024	6	Punakha Hospital	29	199
2024	6	Gelephu CRRH	Medical Ward	Not Reported		2024	6	Samdrup Jongkhar Hospital	28	576
2024	6	JDWNRH	Pediatric Ward	1	25	2024	6	Samtse Hospital	9	1250
2024	6	JDWNRH	Medical Extension Ward	0	5	2024	6	Trashigang Hospital	25	690
2024	6	JDWNRH	Pediatric ICU	0	4	2024	6	Trongsa Hospital	11	369
2024	6	JDWNRH	Cabin	Not Reported		2024	6	Tsirang Hospital	10	698
2024	6	JDWNRH	Medical Ward	0	12					
2024	6	JDWNRH	ICU	0	11					
2024	6	JDWNRH	Emergency	Not Reported						
2024	6	Monggar ERRH	ICU	Not Reported						
2024	6	Monggar ERRH	Medical Ward	0	11					
2024	6	Monggar ERRH	Pediatric Ward	0	1					
2024	6	Paro Hospital	General Ward	3	16					
2024	6	Phuentsholing Hospital	Medical Ward	6	32					
2024	6	Punakha Hospital	General Ward	2	23					
2024	6	Samdrup Jongkhar Hospital	General Ward	1	13					
2024	6	Samtse Hospital	General Ward	0	14					
2024	6	Trashigang Hospital	General Ward	Not Reported						
2024	6	Trongsa Hospital	General Ward	0	3					
2024	6	Tsirang Hospital	General Ward	4	18					
		Total		17	193					

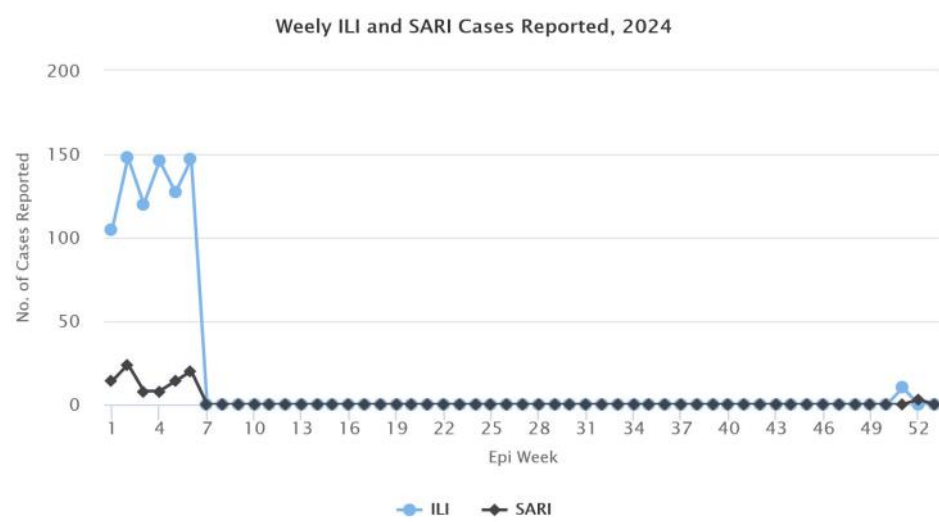


Figure 5: Weekly trend of ILI and SARI cases reported by Sentinel Hospitals