

# Weekly Report of COVID-19 Integrated ILI and SARI Surveillance

Royal Centre for Disease Control  
Ministry of Health

Wangchutaba, Serbithang, Thimphu, Bhutan.

Post Box No. 667, Tele: +975-02-350577/78

Website: www.rcdc.gov.bt, Email: rcdc@health.gov.bt

## Weekly COVID-19 Integrated Flu Surveillance Report for week 7 (Feb 12–18, 2024)

- A total of 70 ILI and SARI specimens were received and detected 7.1% (4) influenza and 12.9% (9) SARS-CoV-2 positives by Multiplex PCR (SC2). From the total COVID-19 positives, 2 were detected among SARI cases (Table 2).
- Influenza positivity increased by 2.0%, while COVID positivity decreased by 19.9% respectively compared to the previous week (Figure 1). The affected age group for Influenza was 30–64 years (40.0%), similarly the affected age group for COVID-19 was 30–64 years (44.4%) (Figure 2).
- Except for few SARI sentinel Hospitals, all ILI sentinel sites have reported for the week (Figure 5, Table 3).

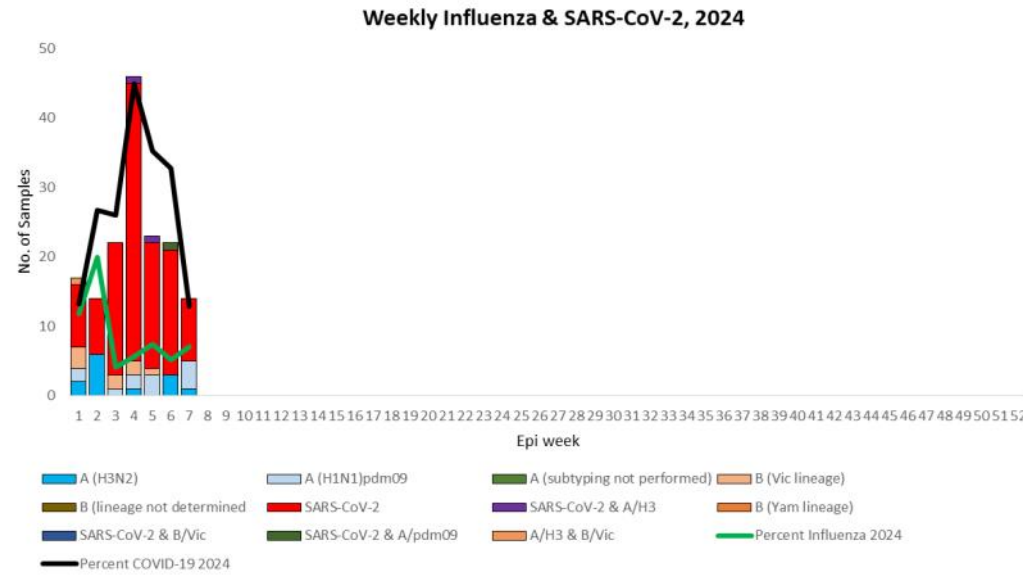


Table 1: Acute respiratory infection (ARI) outbreak

Sl. No.	Place/Location	No. of ARI cases Reported	Outbreak Type	Remarks

- There was no ARI outbreak reported during the week 7 (Table 1).

Figure 1: Weekly Influenza subtypes and SARS-CoV-2 through ILI and SARI Sentinel Surveillance

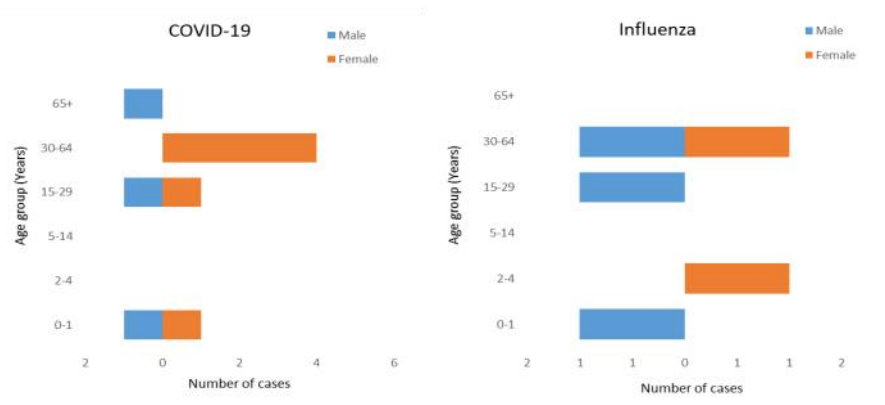


Figure 2: Influenza & SARS-CoV-2 positives by age group and gender

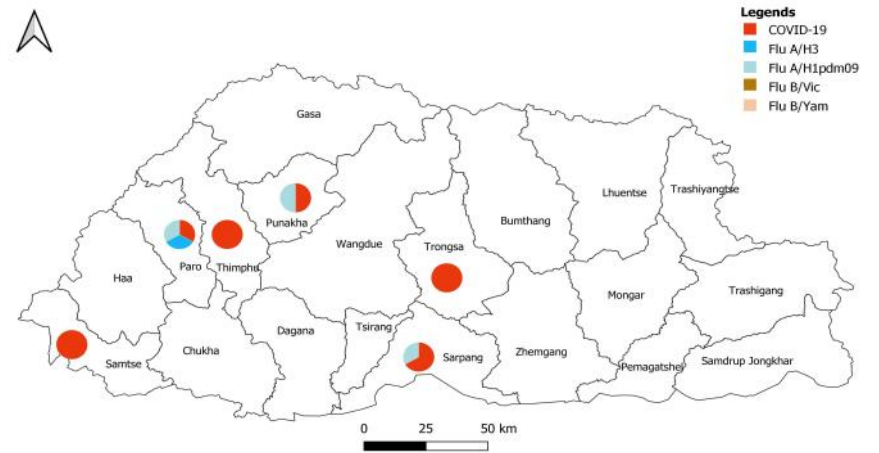


Figure 3: Influenza subtype & SARS-CoV-2 positive percent by District

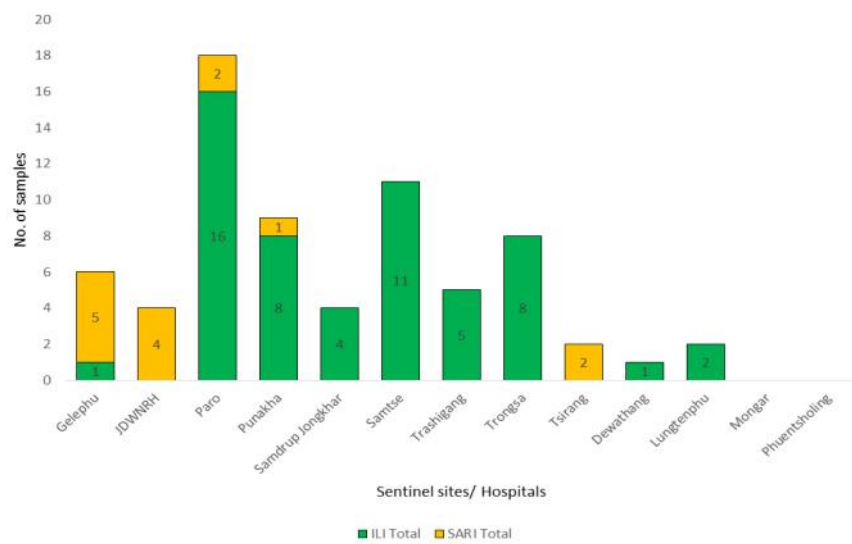


Figure 4: ILI and SARI Specimens status for Testing week 7, 2024

Table 2: Influenza subtypes and SARS-CoV-2 in Testing week 7, 2024

Sentinel sites/ Hospitals	ILI				SARI				Grand Total	
	A/H3	A/pdm09	SARS-CoV-2	Neg	A/pdm09	SARS-CoV-2	Neg	Total		
Gelephu			1		1	1	3	5	6	
JDWNRH						1	3	4	4	
Paro	1	1	1	13			2	2	18	
Punakha		2	2	4			1	1	9	
Samdrup Jongkhar				4					4	
Samtse			2	9					11	
Trashigang				5					5	
Trongsa			1	7					8	
Tsirang							2	2	2	
Dewathang				1	1				1	
Lungtenphu				2	2				2	
Mongar										
Phuentsholing										
<b>Grand Total</b>	<b>1</b>	<b>3</b>	<b>7</b>	<b>42</b>	<b>56</b>	<b>1</b>	<b>2</b>	<b>11</b>	<b>14</b>	<b>70</b>

Table 3: ILI and SARI cases reporting status for week 7, 2024

Year	Week	Site	Department	SARI	IPD	Year	Week	Site	ILI	OPD
2024	7	Gelephu CRRH	Pediatric Ward	3	6	2024	7	Paro Hospital	21	2116
2024	7	Gelephu CRRH	ICU	0	4	2024	7	Punakha Hospital	8	987
2024	7	Gelephu CRRH	Medical Ward	Not Reported		2024	7	Samdrup Jongkhar Hospital	17	564
2024	7	JDWNRH	Pediatric Ward	1	27	2024	7	Samtse Hospital	11	1294
2024	7	JDWNRH	Medical Extension Ward	Not Reported		2024	7	Trashigang Hospital	17	755
2024	7	JDWNRH	Pediatric ICU	1	4	2024	7	Trongsa Hospital	9	365
2024	7	JDWNRH	Cabin	Not Reported		2024	7	Tsirang Hospital	16	917
2024	7	JDWNRH	Medical Ward	Not Reported				<b>Total</b>	<b>99</b>	<b>6998</b>
2024	7	JDWNRH	ICU	0	15					
2024	7	JDWNRH	Emergency	Not Reported						
2024	7	Monggar ERRH	ICU	Not Reported						
2024	7	Monggar ERRH	Medical Ward	0	11					
2024	7	Monggar ERRH	Pediatric Ward	0	5					
2024	7	Paro Hospital	General Ward	2	23					
2024	7	Phuentsholing Hospital	Medical Ward	4	29					
2024	7	Punakha Hospital	General Ward	0	13					
2024	7	Samdrup Jongkhar Hospital	General Ward	Not Reported						
2024	7	Samtse Hospital	General Ward	0	16					
2024	7	Trashigang Hospital	General Ward	0	54					
2024	7	Trongsa Hospital	General Ward	Not Reported						
2024	7	Tsirang Hospital	General Ward	2	10					
		<b>Total</b>		<b>13</b>	<b>217</b>					

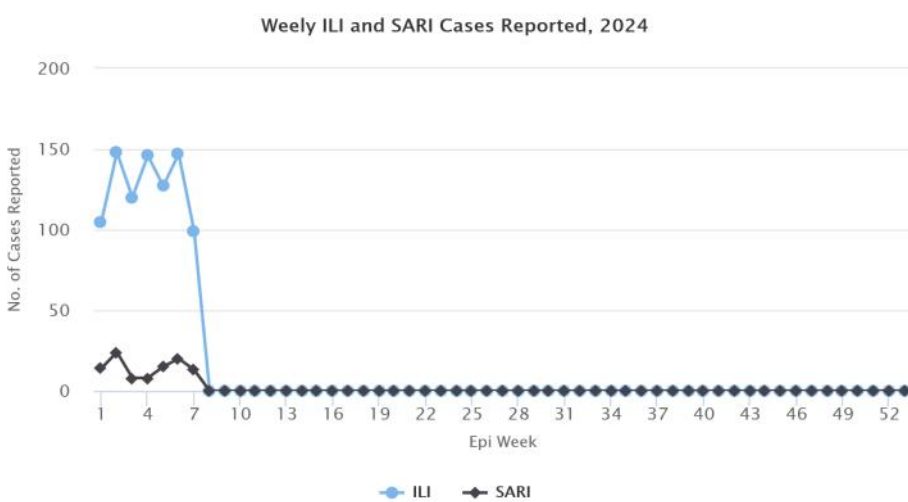


Figure 5: Weekly trend of ILI and SARI cases reported by Sentinel Hospitals