

Weekly Report of COVID-19 Integrated ILI and SARI Surveillance

Royal Centre for Disease Control
Ministry of Health

Wangchutaba, Serbithang, Thimphu, Bhutan.

Post Box No. 667, Tele: +975-02-350577/78

Website: www.rcdc.gov.bt, Email: rcdc@health.gov.bt

Weekly COVID-19 Integrated Flu Surveillance Report for week 8 (Feb 19–25, 2024)

- A total of 47 ILI and SARI specimens were received and detected 2.1% (1) influenza and 8.5% (4) SARS-CoV-2 positives by Multiplex PCR (SC2). Influenza and COVID-19 positivity decreased by 5.0% and 4.3% respectively compared to the previous week (Figure 1).
- The affected age group for Influenza was 30–64 years (100%), similarly the affected age group for COVID-19 was 30–64 years (75.0%) (Figure 2).
- Except for few SARI sentinel Hospitals, all ILI sentinel sites have reported for the week (Figure 5, Table 3).

Weekly Influenza & SARS-CoV-2, 2024




Table 1: Acute respiratory infection (ARI) outbreak

Sl. No.	Place/Location	No. of ARI cases Reported	Outbreak Type	Remarks

- There was no ARI outbreak reported during the week 8 (Table 1).

Figure 1: Weekly Influenza subtypes and SARS-CoV-2 through ILI and SARI Sentinel Surveillance

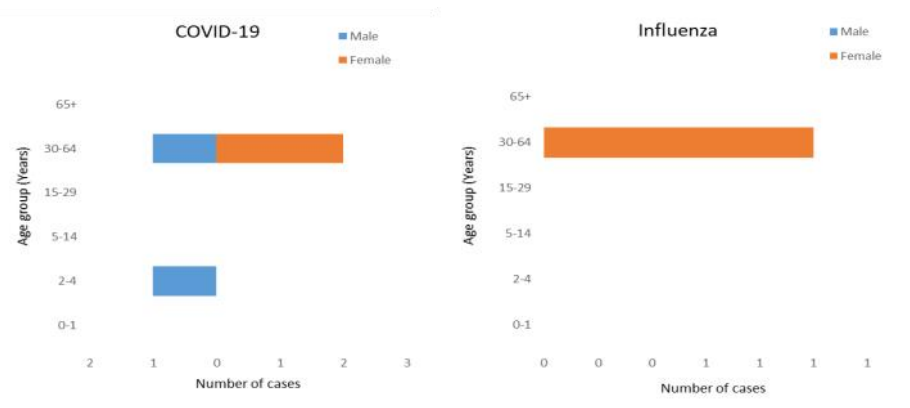


Figure 2: Influenza & SARS-CoV-2 positives by age group and gender

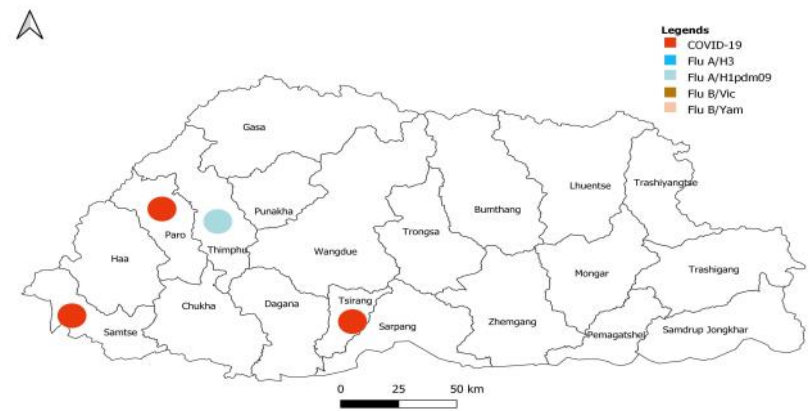


Figure 3: Influenza subtype & SARS-CoV-2 positive percent by District

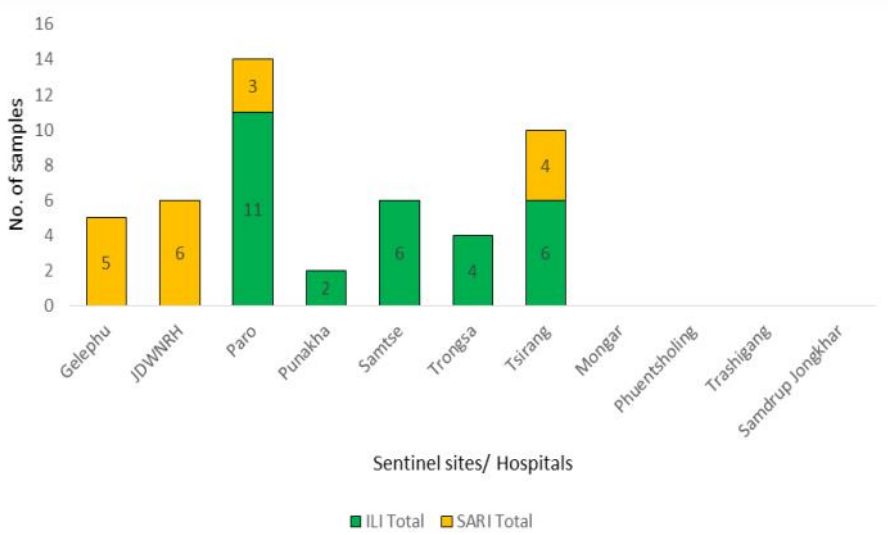


Figure 4: ILI and SARI Specimens status for Testing week 8, 2024

Table 2: Influenza subtypes and SARS-CoV-2 in Testing week 8, 2024

Sentinel sites/ Hospitals	ILI		SARI		Grand Total	
	SARS-CoV-2 Neg	ILI Total	Flu A/pdm09 Neg	SARI Total		
Gelephu			5	5	5	
JDWNRH			1	5	6	
Paro	1	10	3	3	14	
Punakha		2			2	
Samtse	1	5			6	
Trongsa		4			4	
Tsirang	2	4	4	4	10	
Monggar						
Phuentsholing						
Trashigang						
Samdrup Jongkhar						
Grand Total	4	25	1	17	18	47

Table 3: ILI and SARI cases reporting status for week 8, 2024

Year	Week	Site	Department	SARI	IPD	Year	Week	Site	ILI	OPD
2024	8	Gelephu CRRH	Pediatric Ward	3	7	2024	8	Paro Hospital	2	1412
2024	8	Gelephu CRRH	ICU	1	4	2024	8	Punakha Hospital	20	1251
2024	8	Gelephu CRRH	Medical Ward	4	12	2024	8	Samdrup Jongkhar Hospital	18	355
2024	8	JDWNRH	Pediatric Ward	0	24	2024	8	Samtse Hospital	4	817
2024	8	JDWNRH	Medical Extension Ward	Not Reported		2024	8	Trashigang Hospital	11	349
2024	8	JDWNRH	Pediatric ICU	0	4	2024	8	Trongsa Hospital	4	236
2024	8	JDWNRH	Cabin	Not Reported		2024	8	Tsirang Hospital	0	537
2024	8	JDWNRH	Medical Ward	Not Reported				Total	59	4957
2024	8	JDWNRH	ICU	0	10					
2024	8	JDWNRH	Emergency	Not Reported						
2024	8	Monggar ERRH	ICU	0	2					
2024	8	Monggar ERRH	Medical Ward	Not Reported						
2024	8	Monggar ERRH	Pediatric Ward	1	1					
2024	8	Paro Hospital	General Ward	3	32					
2024	8	Phuentsholing Hospital	Medical Ward	7	19					
2024	8	Punakha Hospital	General Ward	2	21					
2024	8	Samdrup Jongkhar Hospital	General Ward	Not Reported						
2024	8	Samtse Hospital	General Ward	0	14					
2024	8	Trashigang Hospital	General Ward	Not Reported						
2024	8	Trongsa Hospital	General Ward	0	4					
2024	8	Tsirang Hospital	General Ward	2	16					
		Total		23	170					

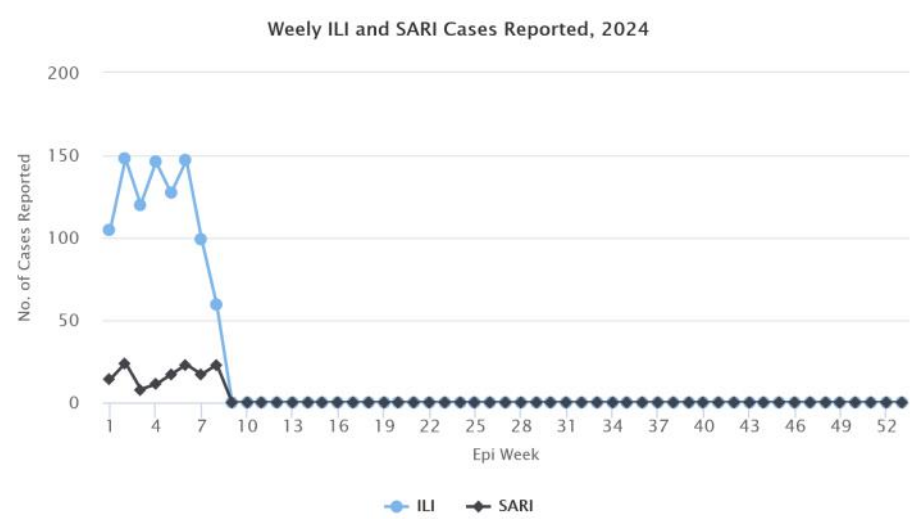


Figure 5: Weekly trend of ILI and SARI cases reported by Sentinel Hospitals