

Weekly Report of COVID-19 Integrated ILI and SARI Surveillance

Royal Centre for Disease Control

Ministry of Health

Wangchutaba, Serbithang, Thimphu, Bhutan.

Post Box No. 667, Tele: +975-02-350577/78

Website: www.rcdc.gov.bt, Email: rcdc@health.gov.bt



Weekly COVID-19 Integrated Flu Surveillance Report for week 10 (Mar 4–10, 2024)

- A total of 77 ILI and SARI specimens were received and detected 6.5% (5) influenza and 6.5% (5) COVID-19 positive by Multiplex PCR (SC2). The Influenza positivity decreased by 6.0% and COVID-19 positivity increased by 6.5% compared to the previous week (Figure 1).
- The affected age group for Influenza was 5–14 years (60.0%) and COVID-19 was 15–29 years (40.0%) respectively (Figure 2).
- All SARI and ILI sentinel hospital sites have reported for the week (Figure 5, Table 3). Additionally there were two ARI outbreak reported during the week (Table 1).

Weekly Influenza & SARS-CoV-2, 2024

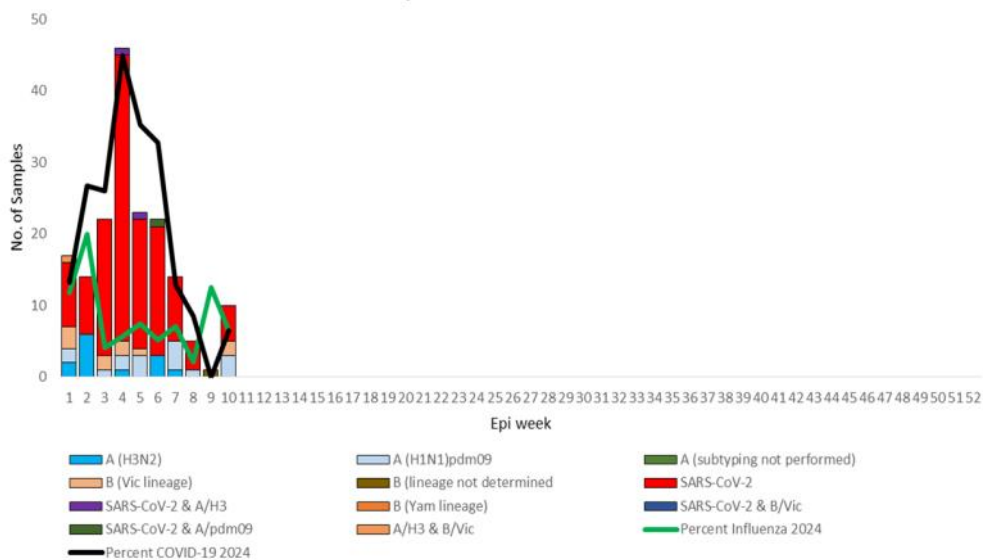


Figure 1: Weekly Influenza subtypes and SARS-CoV-2 through ILI and SARI Sentinel Surveillance

Table 1: Acute respiratory infection (ARI) outbreak

Sl. No.	Place/Locaiion	No. of ARI cases Reported	Outbreak Type	Remarks
1	Ura Higher Secondary School, Bumthang	113	Suspected ARI	
2	Martshala Pry. School, Samdrup Jongkhar	118	Confirmed Flu A	confirmed through RT-PCR

- There were two ARI outbreak reported during the week 10 (Table 1).

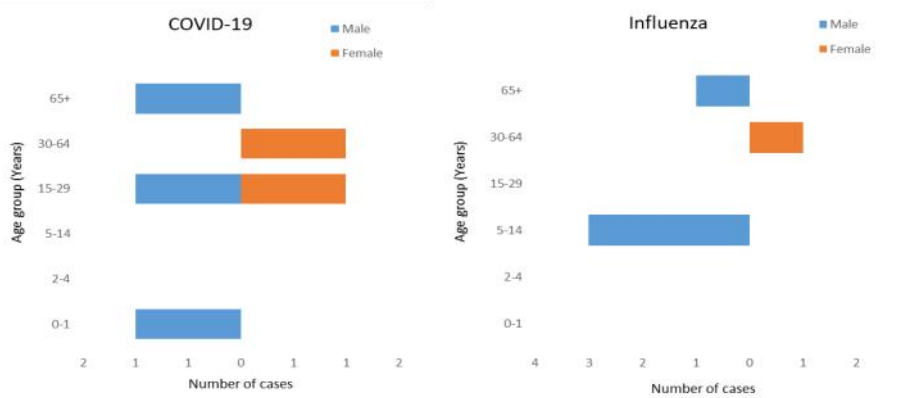


Figure 2: Influenza & SARS-CoV-2 positives by age group and gender

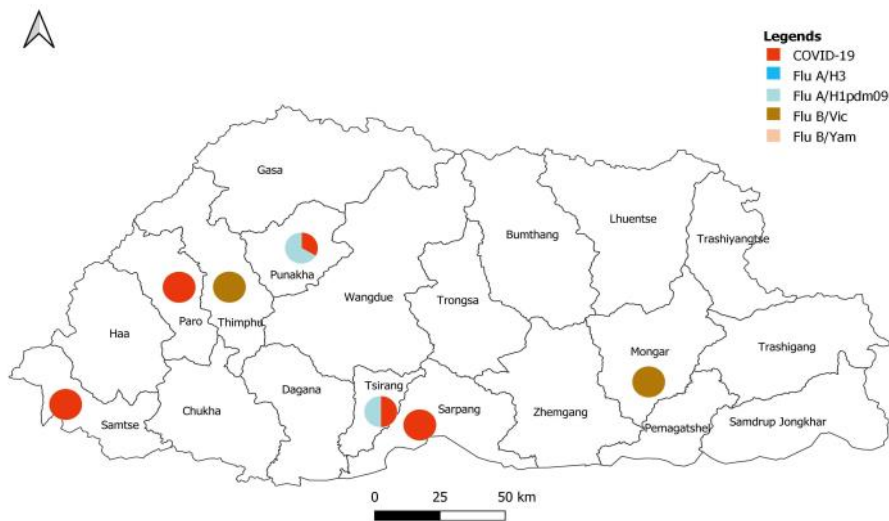


Figure 3: Influenza subtype & SARS-CoV-2 positive percent by District

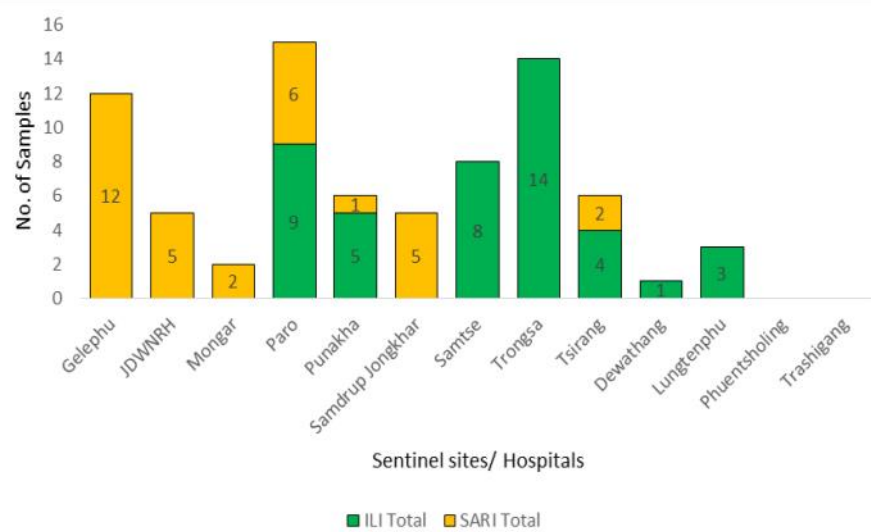


Figure 4: ILI and SARI Specimens status for Testing week 10, 2024

Table 2: Influenza subtypes and SARS-CoV-2 in Testing week 10, 2024

Sentinel Sites/ Hospitals	ILI				SARI				Grand Total	
	A/ pdm09	B/VIC	SARS-CoV-2	Neg	ILI Total	SARS-CoV-2	Neg	SARI Total		
Gelephu						1	11	12	12	
JDWNRH							5	5	5	
Mongar						1	1	2	2	
Paro				9	9				15	
Punakha	2		1	2	5		1	1	6	
Samdrup Jongkhar							5	5	5	
Samtse			1	7	8				8	
Trongsa				14	14				14	
Tsirang	1		1	2	4		2	2	6	
Dewathang				1	1				1	
Lungtenphu		1		2	3				3	
Phuentsholing										
Trashigang										
Grand Total	3	1	3	37	44	1	2	30	33	77

Table 3: ILI and SARI cases reporting status for week 10, 2024

Year	Week	Site	Department	SARI	IPD	Year	Week	Site	ILI	OPD
2024	10	Gelephu CRRH	Pediatric Ward	5	13	2024	10	Paro Hospital	9	2593
2024	10	Gelephu CRRH	ICU	0	2	2024	10	Punakha Hospital	26	1316
2024	10	Gelephu CRRH	Medical Ward	1	16	2024	10	Samdrup Jongkhar Hospital	46	710
2024	10	JDWNRH	Pediatric Ward	Not Reported		2024	10	Samtse Hospital	10	1363
2024	10	JDWNRH	Medical Extension Ward	Not Reported		2024	10	Trashigang Hospital	27	804
2024	10	JDWNRH	Pediatric ICU	0	3	2024	10	Trongsa Hospital	8	439
2024	10	JDWNRH	Cabin	Not Reported		2024	10	Tsirang Hospital	3	969
2024	10	JDWNRH	Medical Ward	1	16			Total	129	8194
2024	10	JDWNRH	ICU	0	15					
2024	10	JDWNRH	Emergency	Not Reported						
2024	10	Monggar ERRH	ICU	0	3					
2024	10	Monggar ERRH	Medical Ward	0	7					
2024	10	Monggar ERRH	Pediatric Ward	0	8					
2024	10	Paro Hospital	General Ward	2	35					
2024	10	Phuentsholing Hospital	Medical Ward	2	27					
2024	10	Punakha Hospital	General Ward	0	23					
2024	10	Samdrup Jongkhar Hospital	General Ward	0	8					
2024	10	Samtse Hospital	General Ward	0	15					
2024	10	Trashigang Hospital	General Ward	0	45					
2024	10	Trongsa Hospital	General Ward	0	4					
2024	10	Tsirang Hospital	General Ward	2	9					
		Total		13	249					

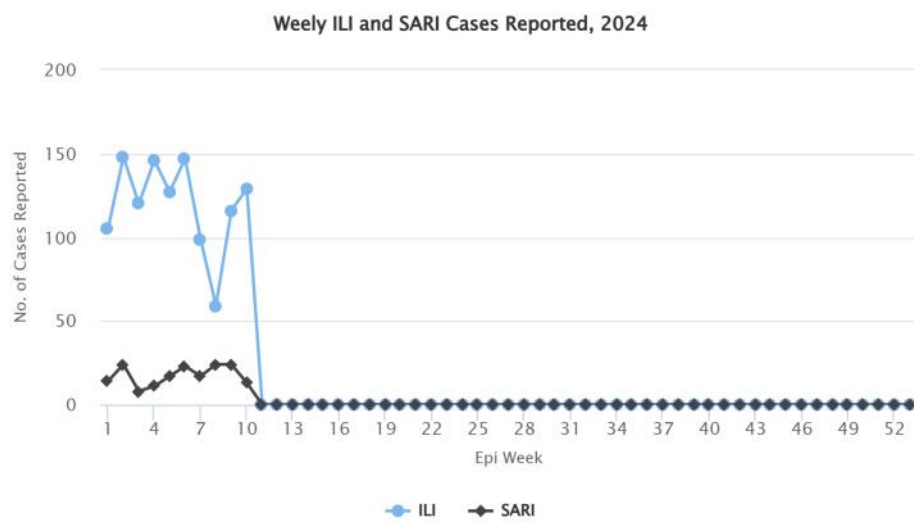


Figure 5: Weekly trend of ILI and SARI cases reported by Sentinel Hospitals