

# Weekly Report of COVID-19 Integrated ILI and SARI Surveillance

## Royal Centre for Disease Control

Ministry of Health

Wangchutaba, Serbithang, Thimphu, Bhutan.

Post Box No. 667, Tele: +975-02-350577/78

Website: www.rcdc.gov.bt, Email: rcdc@health.gov.bt

### Weekly COVID-19 Integrated Flu Surveillance Report for week 11 (Mar 11–17, 2024)

- A total of 116 ILI and SARI specimens including ARI outbreak samples were received and detected 17.2% (20) influenza and 7.8% (9) COVID-19 positive by Multiplex PCR (SC2). The Influenza positivity increased by 10.7% and COVID-19 positivity increased by 1.3% compared to the previous week (Figure 1).
- The affected age group for Influenza was 5–14 years (66.7%) and COVID-19 was above 65 years (40.0%) respectively (Figure 2).
- All SARI and ILI sentinel hospital sites have reported for the week (Figure 5, Table 3).

Weekly Influenza & SARS-CoV-2, 2024

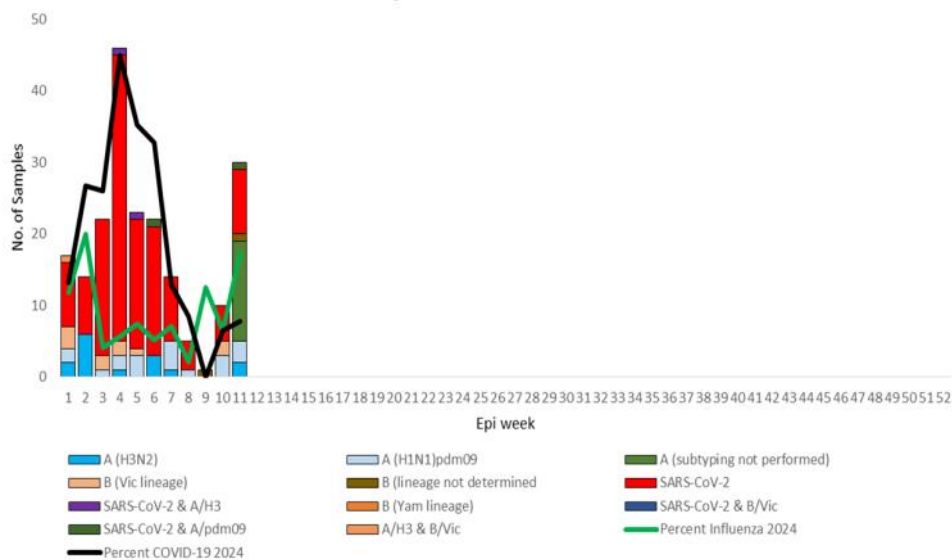


Table 1: Acute respiratory infection (ARI) outbreak status

Sl. No.	Place/Location	No. of ARI cases Reported	Outbreak Type	Remarks
		0		

Figure 1: Weekly Influenza subtypes and SARS-CoV-2 through ILI and SARI Sentinel Surveillance

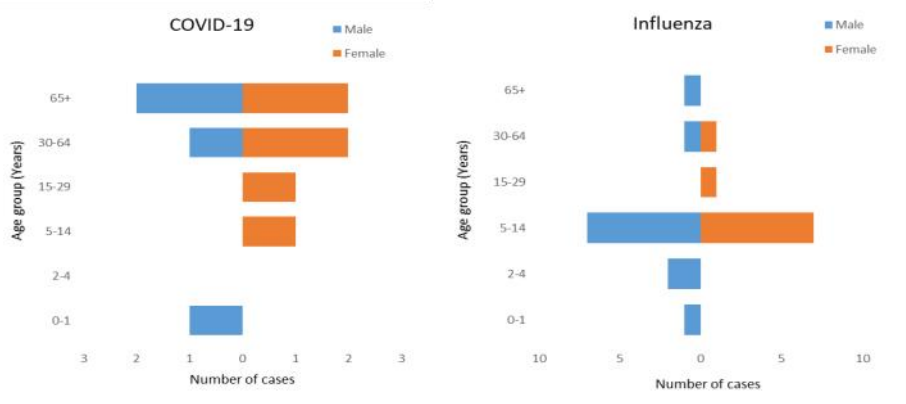


Figure 2: Influenza & SARS-CoV-2 positives by age group and gender

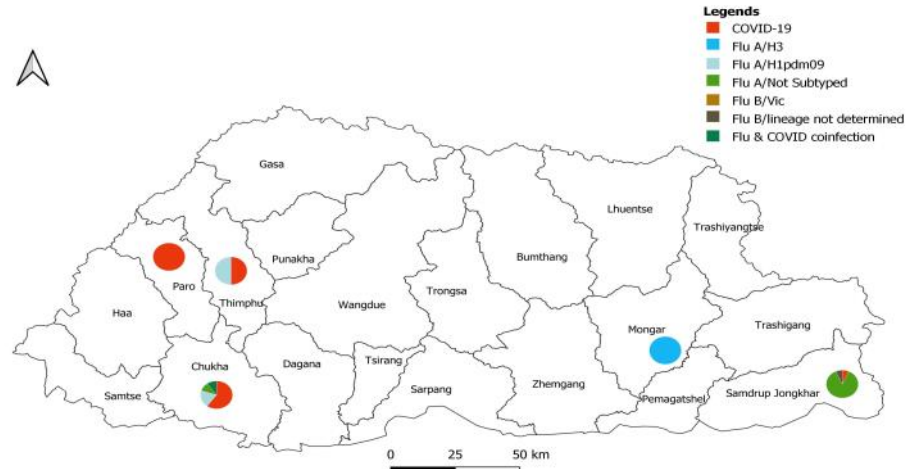


Figure 3: Influenza subtype & SARS-CoV-2 positive percent by District

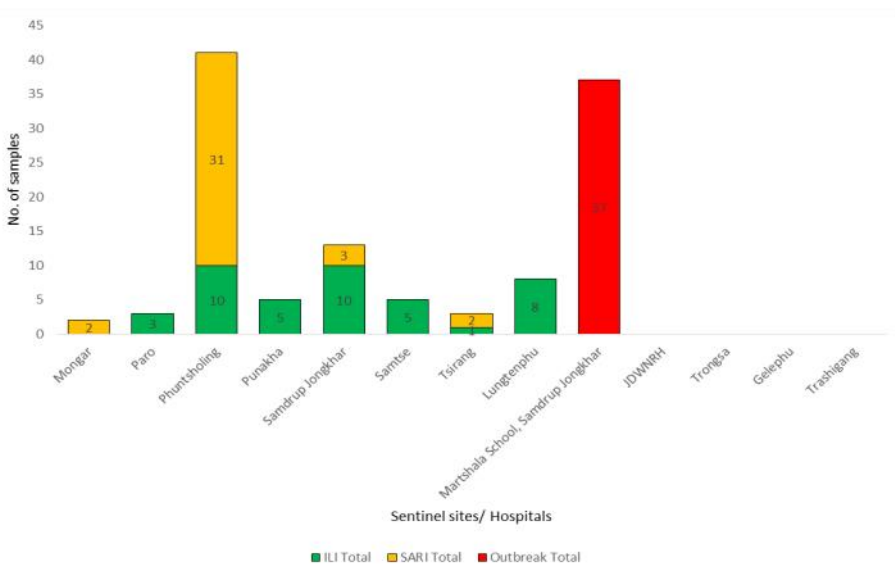


Figure 4: ILI and SARI Specimens status for Testing week 11, 2024

Table 2: Influenza subtypes and SARS-CoV-2 in Testing week 11, 2024

Sentinel sites/ Hospitals	ILI		SARI	SARI				Outbreak				Grand Total					
	A/ pdm09	SARS-CoV-2 Neg		A/ pdm09 & SARS-CoV-2	A/ Not Subtyped	SARS-CoV-2 Neg	SARI A/ Not Subtyped	SARS-CoV-2 Neg	SARS-CoV-2 Neg	Outbreak Total							
Mongar				2						2			2				
Paro		1	2										3				
Phuentsholing	1	2	7	1	1	1	4	23		31			40				
Punakha			5										5				
Samdrup Jongkhar			10					3	3				13				
Samtse			5										5				
Tsirang			1					2	2				3				
Lungtenphu	1	1	6	8									8				
Martshala School, Samdrup Jongkhar										13	1	1	22				
JDWNRH													37				
Trongsa																	
Gelephu																	
Trashigang																	
<b>Grand Total</b>	<b>2</b>	<b>4</b>	<b>36</b>	<b>42</b>	<b>2</b>	<b>1</b>	<b>1</b>	<b>1</b>	<b>4</b>	<b>28</b>	<b>38</b>	<b>13</b>	<b>1</b>	<b>1</b>	<b>22</b>	<b>37</b>	<b>116</b>

Table 3: ILI and SARI cases reporting status for week 11, 2024

Year	Week	Site	Department	SARI	IPD	Year	Week	Site	ILI	OPD
2024	11	Gelephu CRRH	Pediatric Ward	5	14	2024	11	Paro Hospital	16	3065
2024	11	Gelephu CRRH	ICU	0	3	2024	11	Punakha Hospital	25	1232
2024	11	Gelephu CRRH	Medical Ward	0	11111	2024	11	Samdrup Jongkhar Hospital	38	809
2024	11	JDWNRH	Pediatric Ward	1	23	2024	11	Samtse Hospital	17	1389
2024	11	JDWNRH	Medical Extension Ward	Not Reported		2024	11	Trashigang Hospital	27	826
2024	11	JDWNRH	Pediatric ICU	Not Reported		2024	11	Trongsa Hospital	25	435
2024	11	JDWNRH	Cabin	Not Reported		2024	11	Tsirang Hospital	19	974
2024	11	JDWNRH	Medical Ward	Not Reported		<b>Total</b>			<b>167</b>	<b>8730</b>
2024	11	JDWNRH	ICU	0	10					
2024	11	JDWNRH	Emergency	Not Reported						
2024	11	Monggar ERRH	ICU	1	4					
2024	11	Monggar ERRH	Medical Ward	0	8					
2024	11	Monggar ERRH	Pediatric Ward	1	7					
2024	11	Paro Hospital	General Ward	0	34					
2024	11	Phuentsholing Hospital	Medical Ward	2	26					
2024	11	Punakha Hospital	General Ward	1	20					
2024	11	Samdrup Jongkhar Hospital	General Ward	3	11					
2024	11	Samtse Hospital	General Ward	0	16					
2024	11	Trashigang Hospital	General Ward	0	32					
2024	11	Trongsa Hospital	General Ward	2	8					
2024	11	Tsirang Hospital	General Ward	1	15					
<b>Total</b>				<b>17</b>	<b>11342</b>					

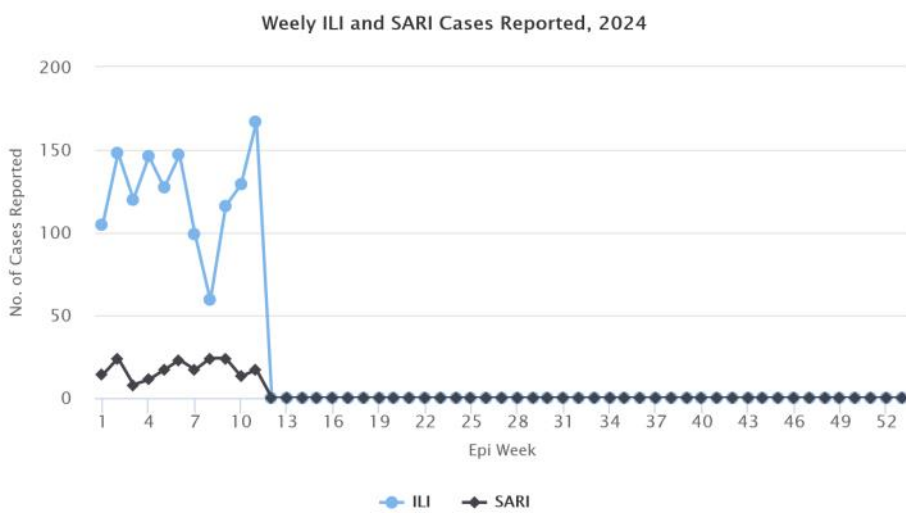


Figure 5: Weekly trend of ILI and SARI cases reported by Sentinel Hospitals