

COVID-19 INTEGRATED FLU SURVEILLANCE REPORT

Royal Centre for Disease Control

DoPH, Ministry of Health

Wangchutaba, Serbithang, Thimphu, Bhutan.

Post Box No. 667, Tele: +975-02-350577/78, Fax: +975-2-332464

web: <http://www.rcdc.gov.bt>, E Mail: rcdc.bhutan@gmail.com



Weekly COVID-19 Integrated Flu Surveillance Report for week 44 (Oct 31 — Nov 6, 2022)

- A total of 24 COVID-19 cases were detected across the country for the week. Thimphu (11) reported the highest cases followed by Zhemgang (6) and Chukha (5). The overall COVID-19 positivity rate was 4.6 %, while community was 100 % (Figure 1 & 2).
- A total of 169 ILI and SARI specimens including outbreak specimens were tested and detected 71 Influenza positives and 7 SARS-CoV-2 positives (Figure 2, 3, *4 & Table 1).
- Two Flu Outbreaks reported from two schools (Lhamoizingkha & Punakha UA) during the week, both were Influenza A/H3 (Figure 2 & Table 1).

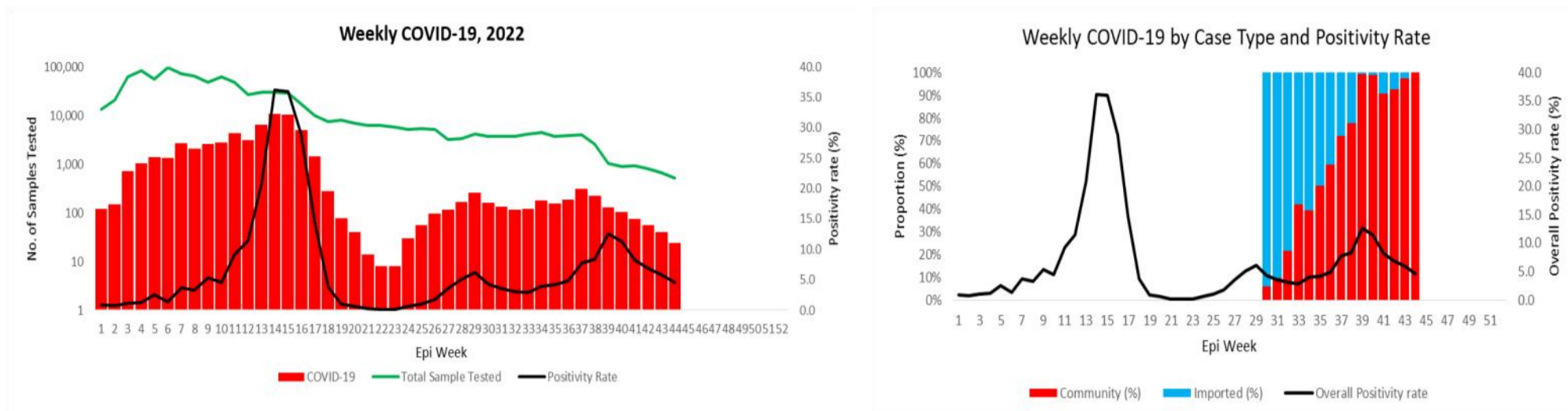


Figure 1: Weekly COVID-19 detected from all across the country and its proportion rate (Source: HFS and RCDC)

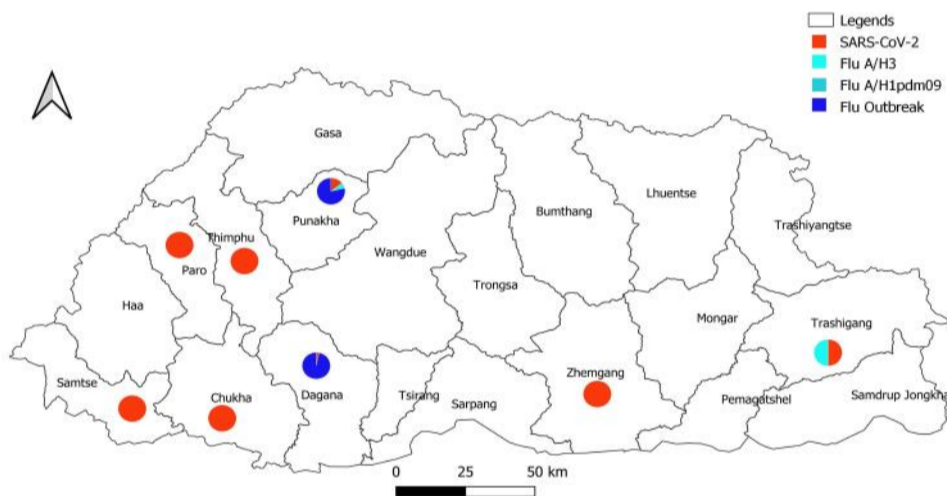


Figure 2: Percentage of SARS-CoV-2 and Influenza subtypes (Source HFS & RCDC)

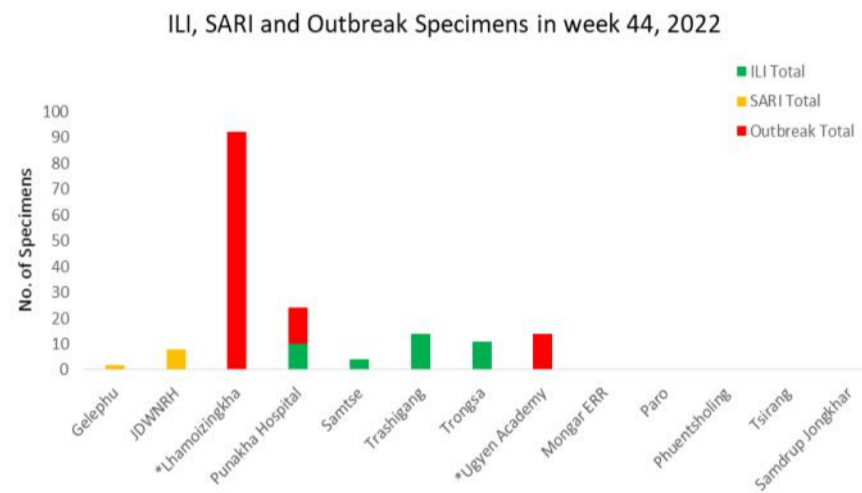


Figure 3: ILI and SARI Specimens status for week 44, 2022

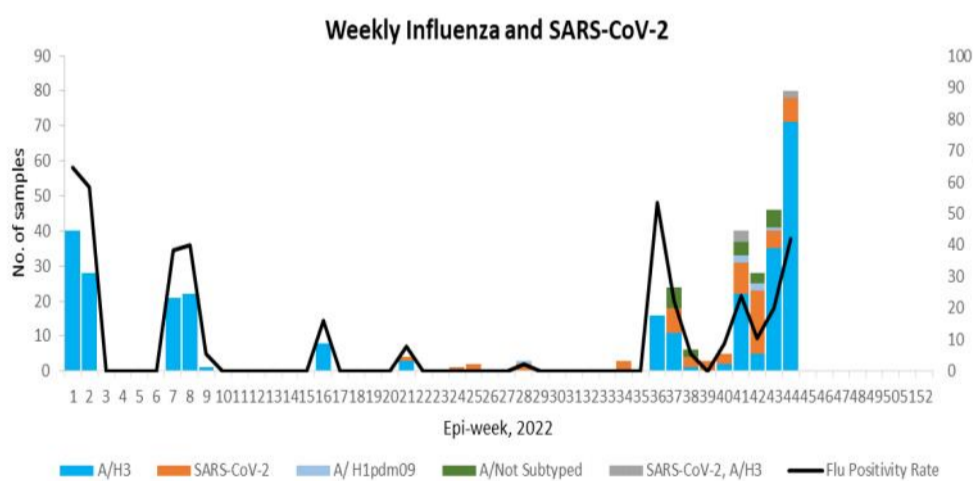


Fig 4: Weekly Influenza subtypes and SARS-CoV-2; *Two samples detected coinfection

Table 1: Influenza subtype and SARS-CoV-2 detected in week 44

Sentinel/ Hospital/ *School	FLU A/H3	SARS-CoV-2	ILI Total	SARI Total	FLU A/H3	SARS-CoV-2	SARS-CoV-2, FLU A/H3	Outbreak Total	Grand Total
Gelephu				2					2
JDWNRH				8					8
*Lhamoizingkha					57		2	92	92
Punakha Hospital	1	2	10		10			14	24
Samtse		1	4						4
Trashigang	2	2	14						14
Trongsa			11						11
*Ugyen Academy					1	1		14	14
Monggar ERR									
Paro									
Phuentsholing									
Tsirang									
Samdrup Jongkhar									
Grand Total	3	5	39	10	68	1	2	120	169

Table 2: ILI and SARI cases reporting status for week 44, 2022

Sl. No.	Sentinel Sites	Week	SARI	IPD	Sentinel Sites	Week	ILI	OPD
1	Phuentsholing Hospital	44	4	16	Paro Hospital	44	37	2312
2	Monggar ERRH	44	5	46	Punakha Hospital	44	23	924
3	Paro Hospital	44	5	43	Samdrup Jongkhar Hospital	44	36	540
4	Samtse Hospital	44	0	120	Samtse Hospital	44	24	1218
5	Gelephu CRRH	44	2	91	Trashigang Hospital	44	15	759
6	JDWNRH	44	3	259	Trongsa Hospital	44	10	83
7	Trongsa Hospital	44	1	6	Tsirang Hospital	44	6	842
8	Punakha Hospital	44	Not Reported		Total		151	6678
9	Trashigang Hospital	44	Not Reported					
10	Tsirang Hospital	44	Not Reported					
11	Samdrup Jongkhar Hospital	44	Not Reported					
	Total		19	690				

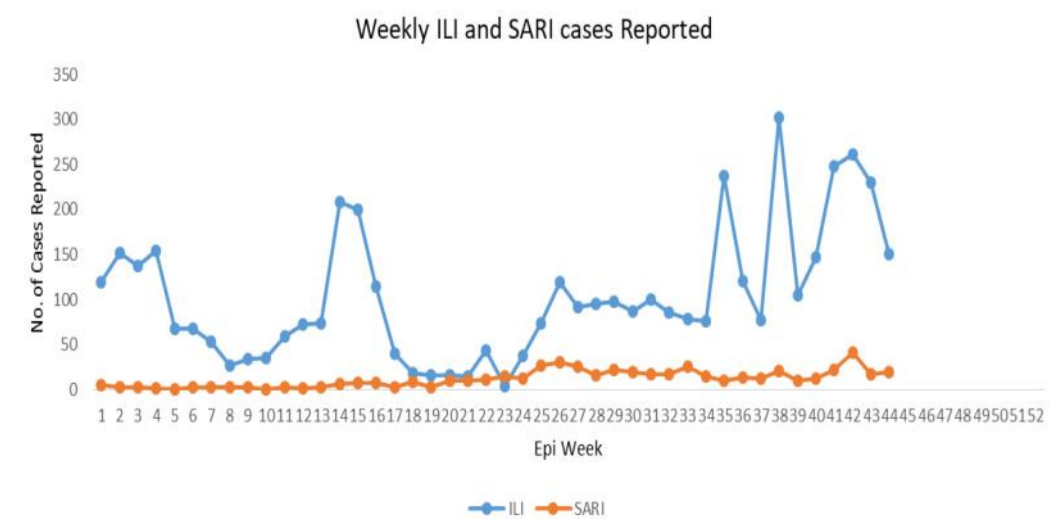


Figure 5: Weekly trend of ILI and SARI case reported by Sentinel Hospitals