

COVID-19 INTEGRATED FLU SURVEILLANCE REPORT

Royal Centre for Disease Control

DoPH, Ministry of Health

Wangchutaba, Serbithang, Thimphu, Bhutan.

Post Box No. 667, Tele: +975-02-350577/78, Fax: +975-2-332464

web: <http://www.rcdc.gov.bt>, E Mail: rcdc.bhutan@gmail.com



Weekly COVID-19 Integrated Flu Surveillance Report for week 1 (Jan 2 – 8, 2023)

- A total of 9 COVID-19 positives (1 from Flu Specimens) were detected across the country for the week. Paro (5) reported highest cases, followed by Thimphu (2). The overall COVID-19 positivity rate was 1.7%, while all cases were from community (Figure 1 & 2).
- A total of 28 ILI & SARI specimens were tested and detected 4 Influenza positives and 1 SARS-CoV-2 positives (Figure 2, 3, 4 & Table 1).

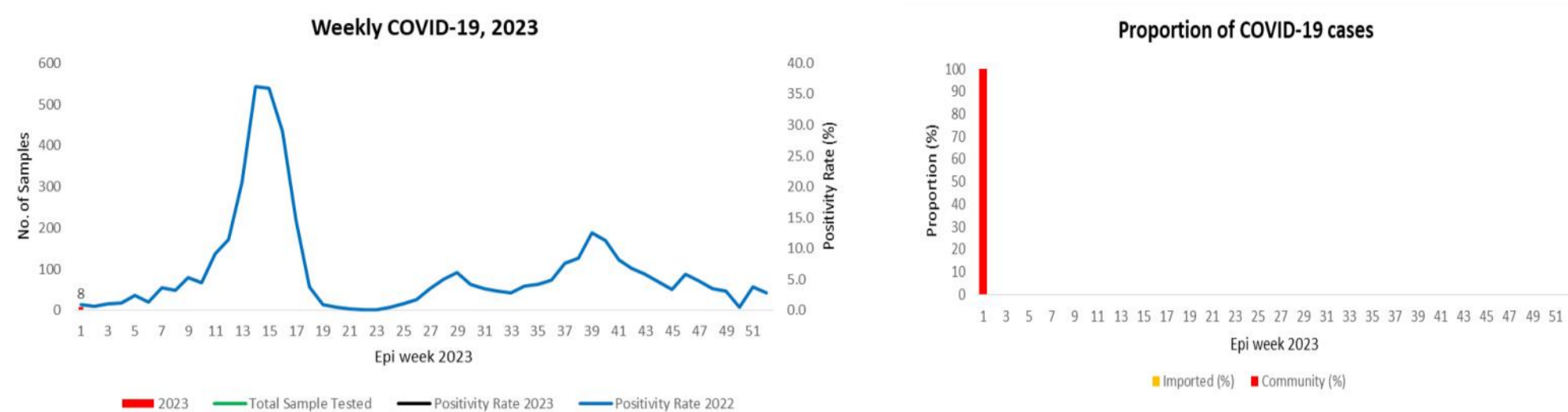


Figure 1: Weekly COVID-19 detected from all across the country and its proportion rate (Source: HFS and RCDC)

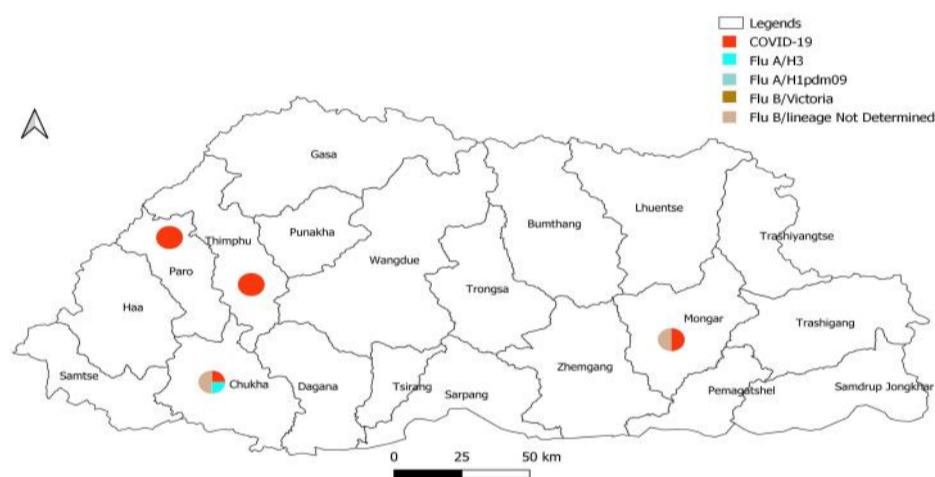


Figure 2: Percentage of SARS-CoV-2 and Influenza subtypes (Source HFS & RCDC)

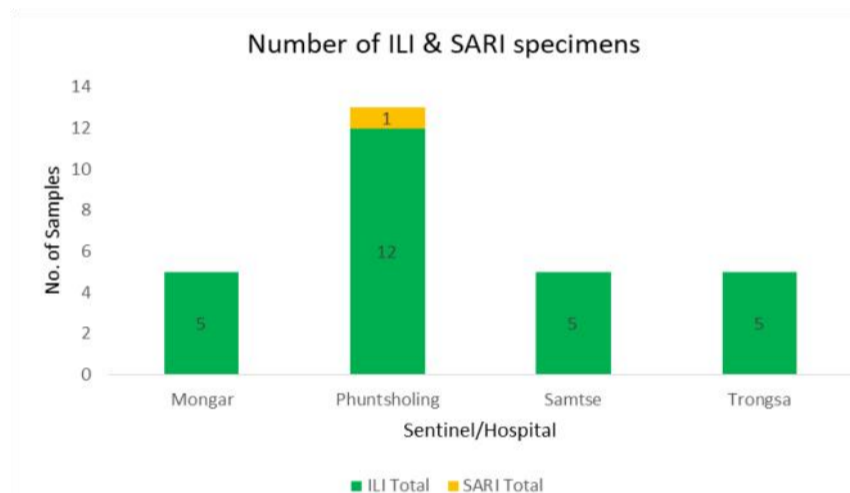


Figure 3: ILI and SARI Specimens status for Testing week 1, 2023

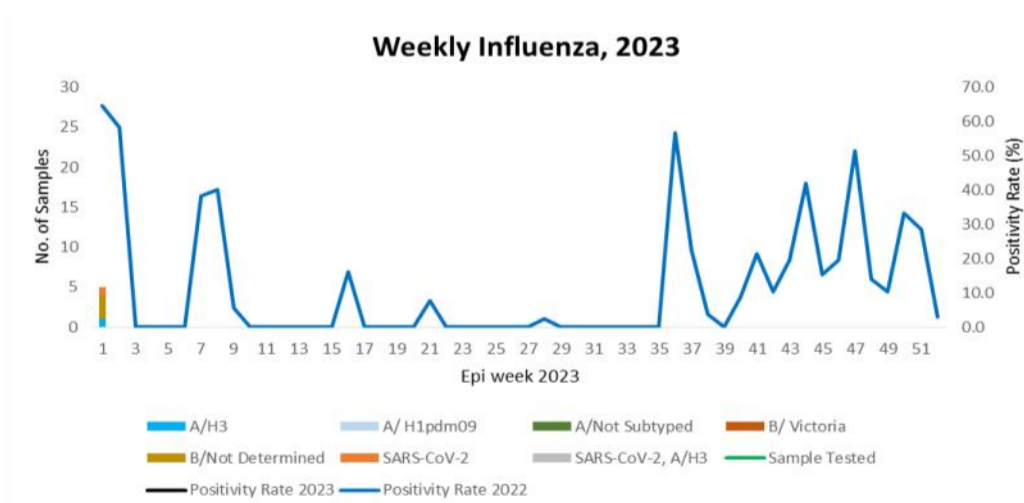


Figure 4: Weekly Influenza subtypes and SARS-CoV-2 detected through Multiplex PCR

Table 1: Influenza subtype and SARS-CoV-2 in Testing week 1

| Sentinel Hospitals | ILI | | ILI Total | SARI | | Grand Total |
|--------------------|-----------|-------------------------------|-----------|------------|------------|-------------|
| | Flu A/ H3 | Flu B/ lineage Not Determined | | SARS COV 2 | SARI Total | |
| Mongar | | 1 | 5 | | 5 | |
| Phuntsholing | 1 | 2 | 12 | 1 | 13 | |
| Samtse | | | 5 | | 5 | |
| Trongsa | | | 5 | | 5 | |
| Grand Total | 1 | 3 | 27 | 1 | 28 | |

Table 2: ILI and SARI cases reporting status for week 1, 2023

| Year | Week | Sentinel Hospitals | Department | SARI | IPD | Year | Week | Sentinel Hospitals | ILI | OPD |
|------|------|--------------------|----------------|--------------|------------|------|------|--------------------|--------------|-------------|
| 2023 | 1 | Gelephu | ICU | Not Reported | | 2023 | 1 | Paro | Not Reported | |
| 2023 | 1 | Gelephu | Pediatric ICU | Not Reported | | 2023 | 1 | Punakha | 4 | 976 |
| 2023 | 1 | Gelephu | Pediatric Ward | Not Reported | | 2023 | 1 | Samdrup Jongkhar | Not Reported | |
| 2023 | 1 | Gelephu | Medical Ward | 0 | 8 | 2023 | 1 | Samtse | 11 | 1102 |
| 2023 | 1 | JDWNRH | Cabin | Not Reported | | 2023 | 1 | Trashigang | 18 | 505 |
| 2023 | 1 | JDWNRH | Medical Ward | Not Reported | | 2023 | 1 | Trongsa | 15 | 276 |
| 2023 | 1 | JDWNRH | Emergency | Not Reported | | 2023 | 1 | Tsirang | 12 | 829 |
| 2023 | 1 | JDWNRH | ICU | 6 | 42 | | | Total | 60 | 3688 |
| 2023 | 1 | JDWNRH | Pediatric ICU | Not Reported | | | | | | |
| 2023 | 1 | JDWNRH | ME Ward | Not Reported | | | | | | |
| 2023 | 1 | JDWNRH | Pediatric Ward | 6 | 42 | | | | | |
| 2023 | 1 | Monggar | ICU | 0 | 27 | | | | | |
| 2023 | 1 | Monggar | Pediatric ICU | 0 | 27 | | | | | |
| 2023 | 1 | Monggar | Pediatric Ward | 0 | 27 | | | | | |
| 2023 | 1 | Monggar | Medical Ward | 0 | 27 | | | | | |
| 2023 | 1 | Paro | General Ward | 2 | 28 | | | | | |
| 2023 | 1 | Phuentsholing | Medical Ward | 2 | 24 | | | | | |
| 2023 | 1 | Punakha | General Ward | 0 | 24 | | | | | |
| 2023 | 1 | Samdrup Jongkhar | General Ward | 0 | 4 | | | | | |
| 2023 | 1 | Samtse | General Ward | 0 | 17 | | | | | |
| 2023 | 1 | Trashigang | General Ward | 0 | 29 | | | | | |
| 2023 | 1 | Trongsa | General Ward | 1 | 9 | | | | | |
| 2023 | 1 | Tsirang | General Ward | 0 | 24 | | | | | |
| | | | Total | 17 | 359 | | | | | |

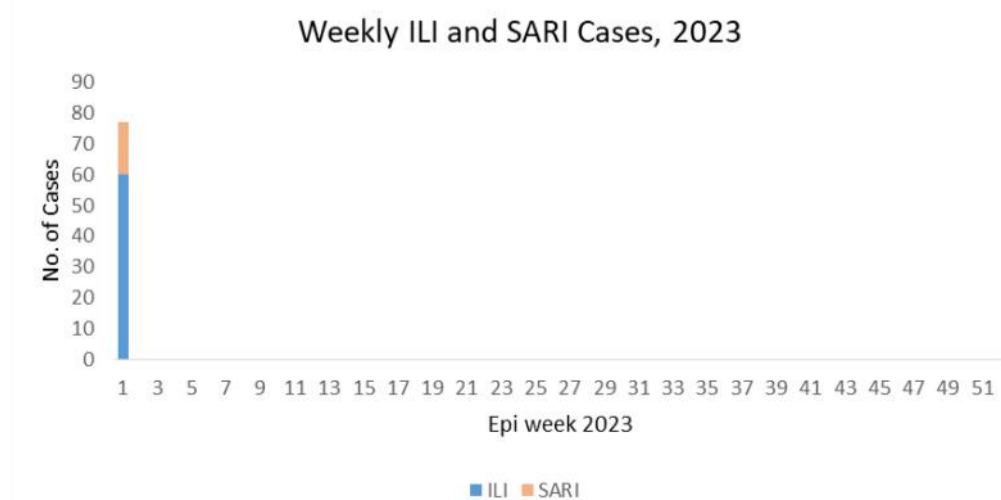


Figure 5: Weekly trend of ILI and SARI cases reported by Sentinel Hospitals