

# COVID-19 INTEGRATED FLU SURVEILLANCE REPORT

## Royal Centre for Disease Control

DoPH, Ministry of Health

Wangchutaba, Serbithang, Thimphu, Bhutan.

Post Box No. 667, Tele: +975-02-350577/78, Fax: +975-2-332464

web: <http://www.rcdc.gov.bt>, E Mail: [rcdc.bhutan@gmail.com](mailto:rcdc.bhutan@gmail.com)



### Weekly COVID-19 Integrated Flu Surveillance Report for week 3 (Jan 16 – 22, 2023)

- A total of 20 COVID-19 positives (1 from Flu sample) were detected across the country for the week. Paro (8) reported the highest cases, followed by Thimphu (6). The overall COVID-19 positivity rate was 4.2% during the week. However, 15.8% were imported cases and 84.2% were from the community (Figure 1 & 2).
- A total of 28 ILI and SARI specimens were tested and detected 3 Influenza positives and 1 SARS-CoV-2 positive (Figure 2, 3, 4 & Table 1).

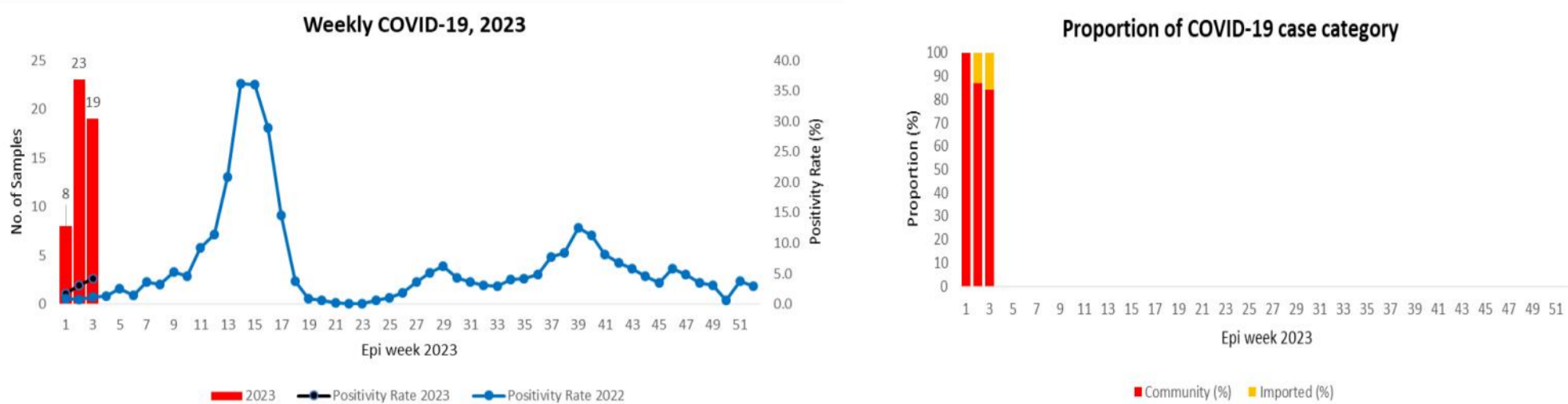


Figure 1: Weekly COVID-19 detected from all across the country and its proportion rate (Source: HFS and RCDC)

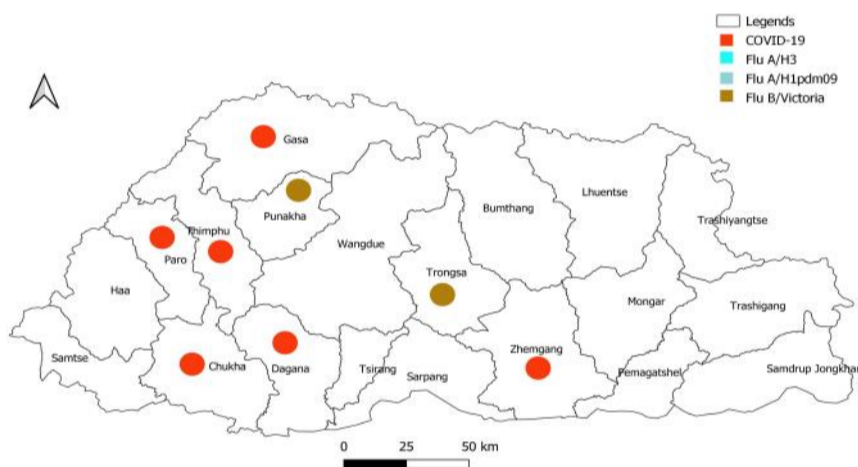


Figure 2: Percentage of SARS-CoV-2 and Influenza subtypes (Source HFS & RCDC)

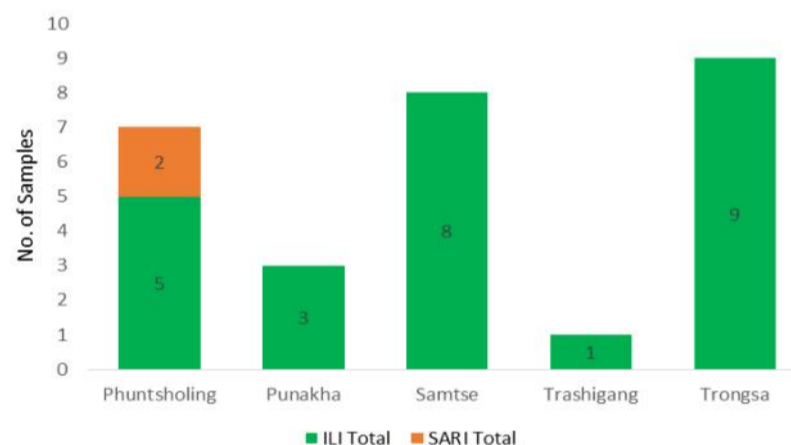


Figure 3: ILI and SARI Specimens status for Testing week 3, 2023

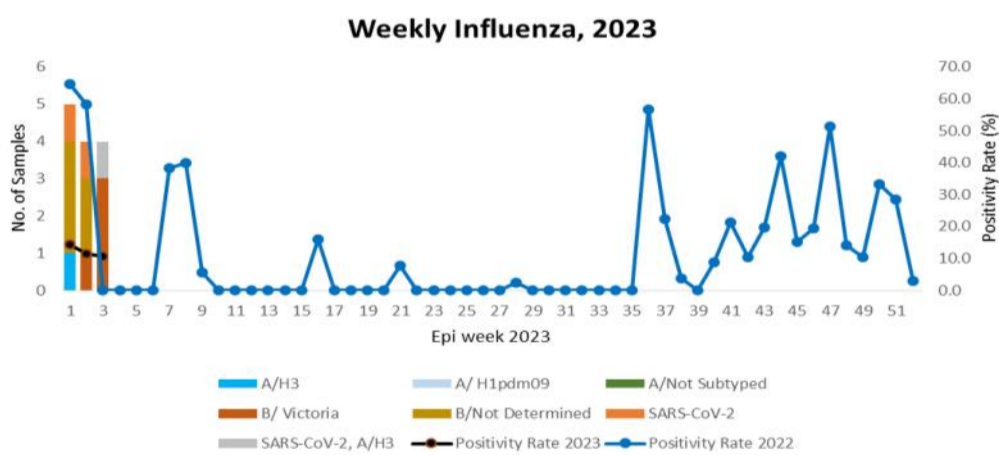


Figure 4: Weekly Influenza subtypes and SARS-CoV-2 t detected through Multiplex PCR

Table 1: Influenza subtype and COVID-19 in Testing week 3

Sentinel Hospitals	ILI		ILI Total	SARI		COVID-19 Positives	Grand Total
	Flu B/ Victoria	SARS-CoV-2		Negative	SARI Total		
Phuntsholing		1	5	2	2		7
Punakha	1		3				3
Samtse			8				8
Trashigang			1				1
Trongsa	2		9				9
Chukha						1	1
Dagana						2	2
Gasa						1	1
Paro						8	8
Thimphu						6	6
Zhemgang						1	1
<b>Grand Total</b>	<b>3</b>	<b>1</b>	<b>26</b>	<b>2</b>	<b>2</b>	<b>19</b>	<b>47</b>

Table 2: ILI and SARI cases reporting status for week 3, 2023

Year	Week	Sentinel Hospitals	Department	SARI	IPD	Year	Week	Sentinel Hospitals	ILI	OPD
2023	3	Gelephu	ICU	0	2	2023	3	Paro	0	1962
2023	3	Gelephu	Pediatric ICU	Not Reported		2023	3	Punakha	3	1086
2023	3	Gelephu	Pediatric Ward	Not Reported		2023	3	Samdrup Jongkhar	41	585
2023	3	Gelephu	Medical Ward	2	7	2023	3	Samtse	15	1086
2023	3	JDWNRH	Cabin	Not Reported		2023	3	Trashigang	17	602
2023	3	JDWNRH	Medical Ward	Not Reported		2023	3	Trongsa	22	308
2023	3	JDWNRH	Emergency	Not Reported		2023	3	Tsirang	17	829
2023	3	JDWNRH	ICU	0	8			<b>Total</b>	<b>115</b>	<b>6458</b>
2023	3	JDWNRH	Pediatric ICU	Not Reported						
2023	3	JDWNRH	ME Ward	Not Reported						
2023	3	JDWNRH	Pediatric Ward	4	32					
2023	3	Monggar	ICU	0	5					
2023	3	Monggar	Pediatric ICU	0	0					
2023	3	Monggar	Pediatric Ward	0	8					
2023	3	Monggar	Medical Ward	0	9					
2023	3	Paro	General Ward	0	39					
2023	3	Phuentsholing	Medical Ward	1	22					
2023	3	Punakha	General Ward	0	25					
2023	3	Samdrup Jongkhar	General Ward	1	8					
2023	3	Samtse	General Ward	Not Reported						
2023	3	Trashigang	General Ward	0	31					
2023	3	Trongsa	General Ward	1	2					
2023	3	Tsirang	General Ward	5	30					
		<b>Total</b>		<b>14</b>	<b>228</b>					



Figure 5: Weekly trend of ILI and SARI cases reported by Sentinel Hospitals