

# COVID-19 INTEGRATED FLU SURVEILLANCE REPORT

## Royal Centre for Disease Control

DoPH, Ministry of Health

Wangchutaba, Serbithang, Thimphu, Bhutan.

Post Box No. 667, Tele: +975-02-350577/78, Fax: +975-2-332464

web: <http://www.rcdc.gov.bt>, E Mail: [rcdc.bhutan@gmail.com](mailto:rcdc.bhutan@gmail.com)

### Weekly COVID-19 Integrated Flu Surveillance Report for week 10 (Mar 6 – 12, 2023)

- A total of 15 COVID-19 positives (5 from Flu surveillance) were detected across the country for the week. Paro (7) reported the highest cases followed by Zhemgang (3) and Chukha (2). The overall COVID-19 positivity rate was 6.1% during the week. The cases were detected both from community (93.3%) and imported (6.7%) (Figure 1 & 2).
- A total of 63 ILI and SARI specimens including Flu outbreak samples were tested by PCR and detected 22 (34.9%) Influenza positives (Figure 2, 3, 4 & Table 1).

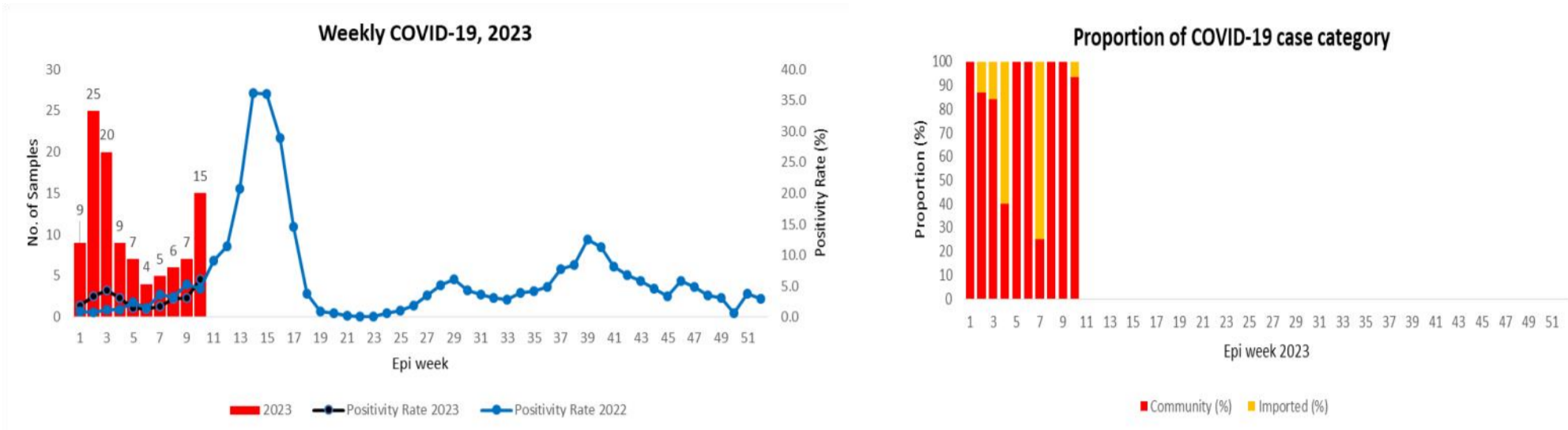


Figure 1: Weekly COVID-19 detected from all across the country and its proportion rate (Source: HFS and RCDC)

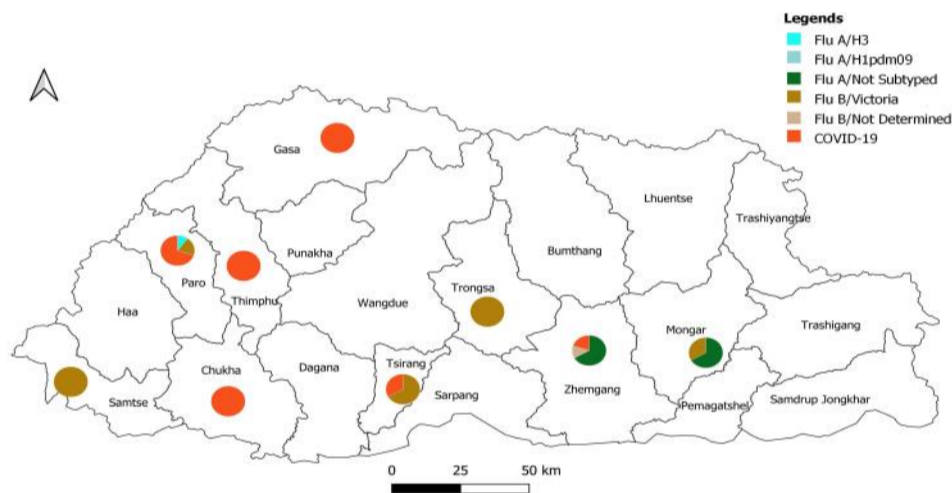


Figure 2: Percentage of SARS-CoV-2 and Influenza subtypes (Source HFS & RCDC)

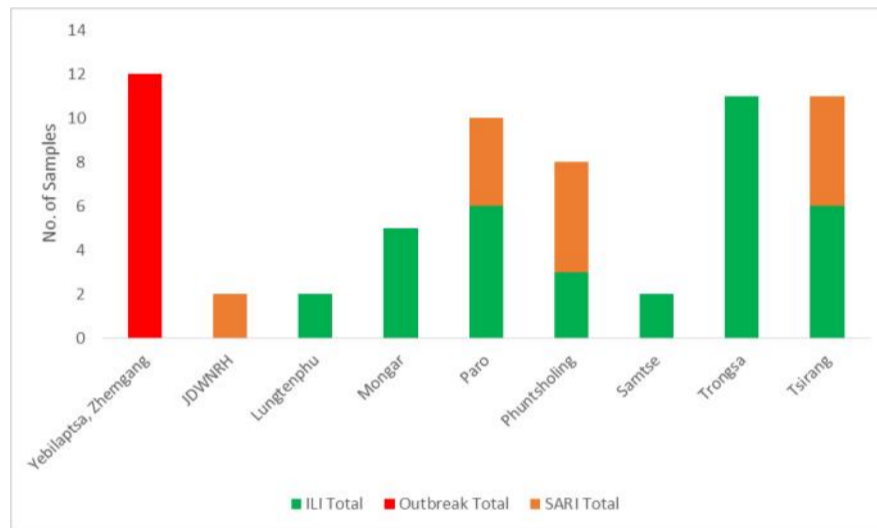


Figure 3: ILI and SARI Specimens status for Testing week 10, 2023

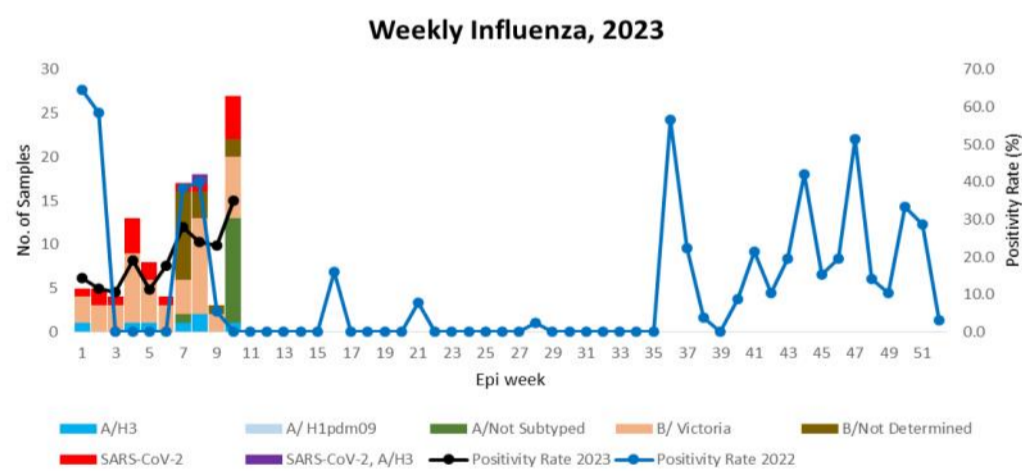


Fig 4: Weekly Influenza subtypes and SARS-CoV-2 detected through Multiplex PCR

Table 1: Influenza subtype and COVID-19 in Testing week 10, 2023

Sentinel/ Hospitals	ILI					Flu Outbreak			SARI		Grand Total
	Flu A/H3	A/Not Suptyped	Flu B/ Victoria	SARS-CoV-2	ILI Total	FLU A & B	Not Suptyped	FLU B/ ND*	Outbreak Total	SARI Total	
Yebilaptsa, Zhemgang						1	9	2	12		12
JDWNRH										2	2
Lungtenphu					2						2
Monggar		2	1		5						5
Paro	1		2	2	6					4	15
Phuntsholing				2	3					5	8
Samtse			1		2						2
Trongsa			1		11						11
Tsirang			2	1	6					5	11
Zhemgang											3
Gasa											1
Thimphu											1
<b>Grand Total</b>	<b>1</b>	<b>2</b>	<b>7</b>	<b>5</b>	<b>35</b>	<b>1</b>	<b>9</b>	<b>2</b>	<b>12</b>	<b>16</b>	<b>73</b>

Table 2: ILI and SARI cases reporting status for week 10, 2023

Year	Week	Site	Department	SARI	IPD	Year	Week	Site	ILI	OPD
2023	10	Gelephu CRRH	Pediatric Ward	1	3	2023	10	Paro Hospital	4	2479
2023	10	Gelephu CRRH	ICU	0	1	2023	10	Punakha Hospital	10	1209
2023	10	Gelephu CRRH	Medical Ward	0	7	2023	10	Samdrup Jongkhar Hospital	36	595
2023	10	Gelephu CRRH	Pediatric ICU	Not Reported		2023	10	Samtse Hospital	1	837
2023	10	JDWNRH	Pediatric Ward	Not Reported		2023	10	Trashigang Hospital	8	750
2023	10	JDWNRH	Medical Extension Ward	Not Reported		2023	10	Trongsa Hospital	9	409
2023	10	JDWNRH	Pediatric ICU	Not Reported		2023	10	Tsirang Hospital	25	967
2023	10	JDWNRH	Cabin	Not Reported						
2023	10	JDWNRH	Medical Ward	Not Reported						
2023	10	JDWNRH	ICU	0	7					
2023	10	JDWNRH	Emergency	Not Reported						
2023	10	Monggar ERRH	ICU	0	0					
2023	10	Monggar ERRH	Pediatric ICU	Not Reported						
2023	10	Monggar ERRH	Medical Ward	0	7					
2023	10	Monggar ERRH	Pediatric Ward	0	29					
2023	10	Paro Hospital	General Ward	4	32					
2023	10	Phuntsholing Hospital	Medical Ward	2	33					
2023	10	Punakha Hospital	General Ward	0	10					
2023	10	Samdrup Jongkhar Hospital	General Ward	2	15					
2023	10	Samtse Hospital	General Ward	0	14					
2023	10	Trashigang Hospital	General Ward	0	43					
2023	10	Trongsa Hospital	General Ward	1	4					
2023	10	Tsirang Hospital	General Ward	4	25					
			<b>Total</b>	<b>14</b>	<b>230</b>					

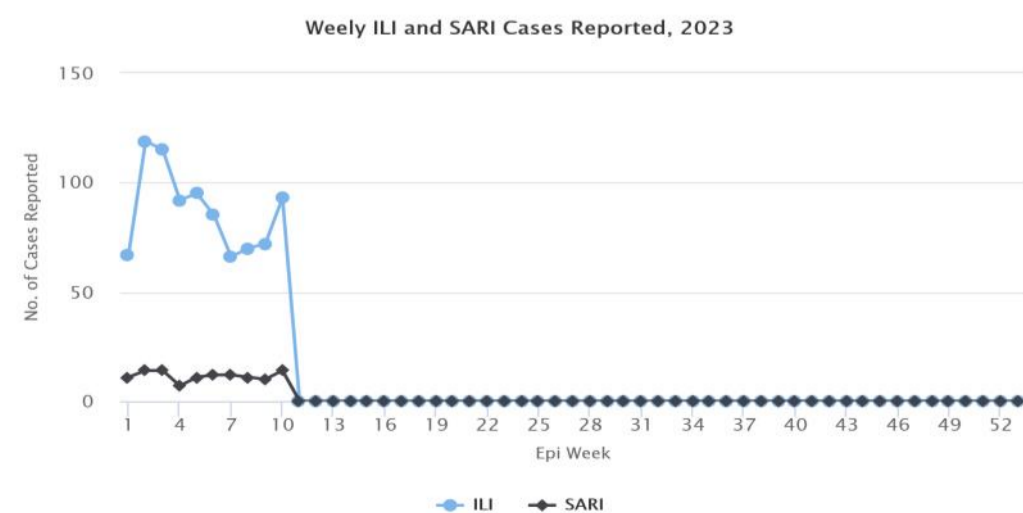


Figure 5: Weekly trend of ILI and SARI cases reported by Sentinel Hospitals