

# COVID-19 INTEGRATED FLU SURVEILLANCE REPORT

## Royal Centre for Disease Control

DoPH, Ministry of Health

Wangchutaba, Serbithang, Thimphu, Bhutan.

Post Box No. 667, Tele: +975-02-350577/78, Fax: +975-2-332464

web: <http://www.rcdc.gov.bt>, E Mail: [rcdc.bhutan@gmail.com](mailto:rcdc.bhutan@gmail.com)



### Weekly COVID-19 Integrated Flu Surveillance Report for week 9 (Feb 27 — Mar 5, 2023)

- A total of 7 COVID-19 positives were detected across the country for the week. Zhemgang (3) reported the highest cases followed by Thimphu (2). The overall COVID-19 positivity rate was 3.1% during the week. All the cases were from community (100%) (Figure 1 & 2).
- A total of 13 ILI and SARI specimens were tested and detected 3 (23.1%) Influenza positives (Figure 2, 3, 4 & Table 1).

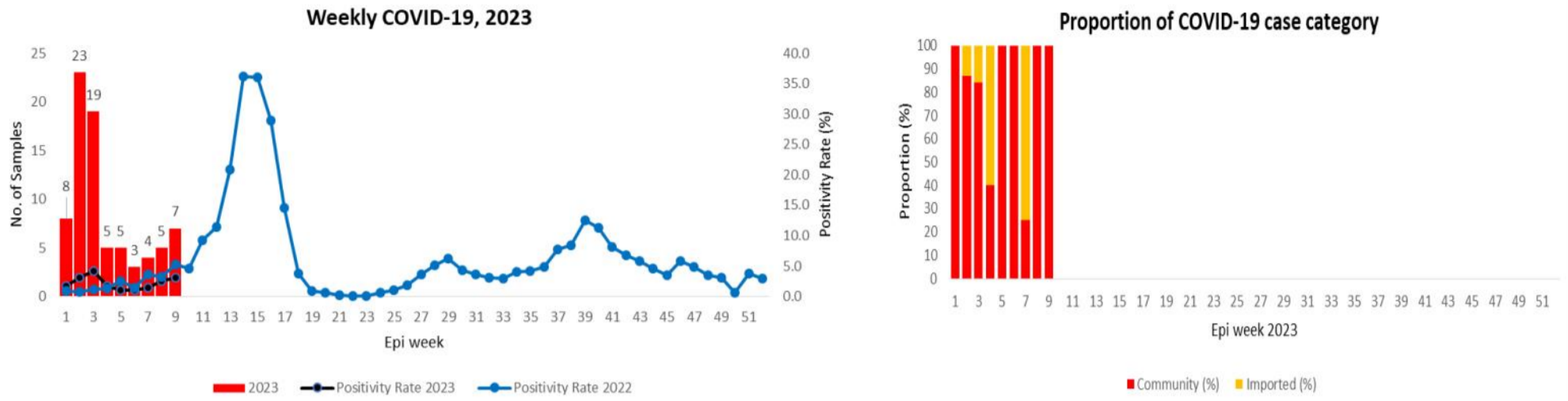


Figure 1: Weekly COVID-19 detected from all across the country and its proportion rate (Source: HFS and RCDC)

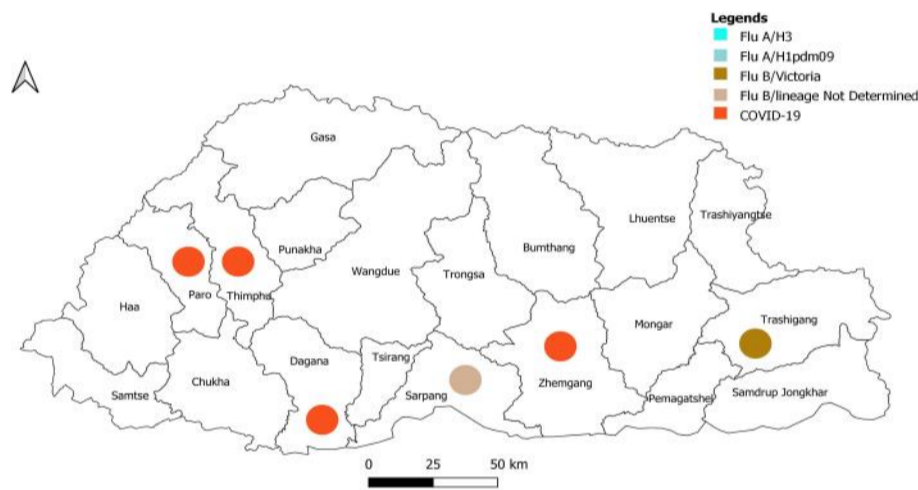


Figure 2: Percentage of SARS-CoV-2 and Influenza subtypes (Source HFS & RCDC)

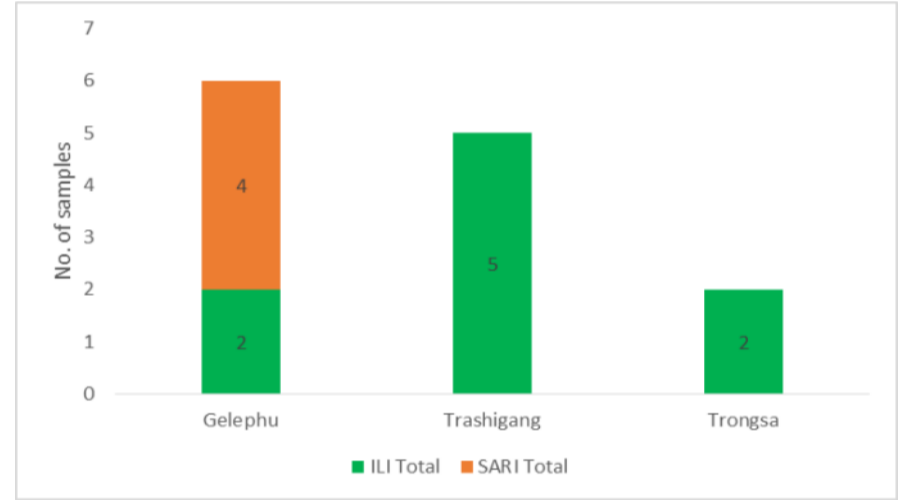


Figure 3: ILI and SARI Specimens status for Testing week 9, 2023

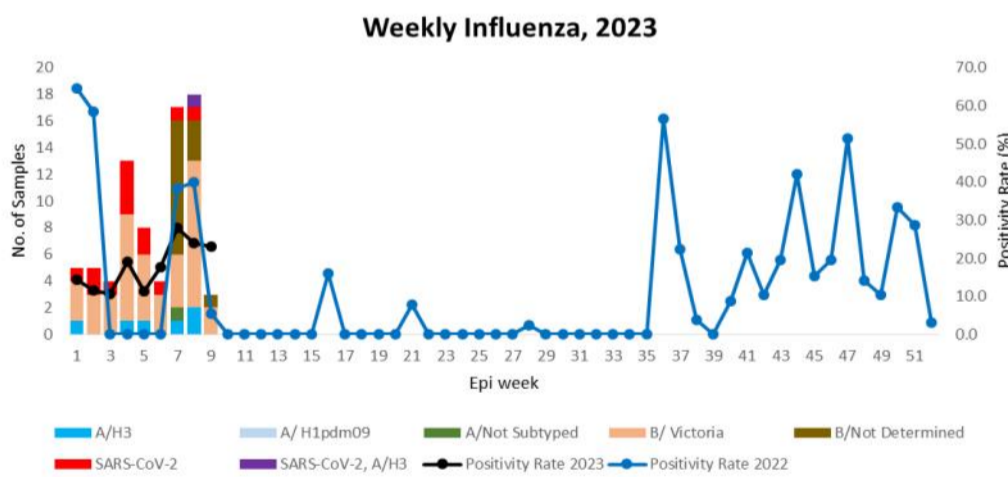


Fig 4: Weekly Influenza subtypes and SARS-CoV-2 t detected through Multiplex PCR

Table 1: Influenza subtype and COVID-19 in Testing week 9, 2023

Sentinel Hospitals	ILI		SARI			Grand Total
	Flu B/ Victoria Neg	ILI Total	FLU B/ Lineage not determined	SARI Neg	SARI Total	
Gelephu	2	2	1	3	4	6
Trashigang	2	3	5			5
Trongsa		2	2			2
<b>Grand Total</b>	<b>2</b>	<b>7</b>	<b>9</b>	<b>1</b>	<b>3</b>	<b>13</b>

Table 2: ILI and SARI cases reporting status for week 9, 2023

Year	Week	Site	Department	SARI	IPD	Year	Week	Site	ILI	OPD
2023	9	Gelephu CRRH	Pediatric Ward	3	7	2023	9	Paro Hospital	Not Reported	
2023	9	Gelephu CRRH	ICU	0	2	2023	9	Punakha Hospital	0	623
2023	9	Gelephu CRRH	Medical Ward	0	3	2023	9	Samdrup Jongkhar Hospital	36	412
2023	9	Gelephu CRRH	Pediatric ICU	Not Reported		2023	9	Samtse Hospital	2	1355
2023	9	JDWNRH	Pediatric Ward	Not Reported		2023	9	Trashigang Hospital	10	772
2023	9	JDWNRH	Medical Extension Ward	Not Reported						
2023	9	JDWNRH	Pediatric ICU	Not Reported		2023	9	Trongsa Hospital	14	355
2023	9	JDWNRH	Cabin	Not Reported		2023	9	Tsirang Hospital	6	981
2023	9	JDWNRH	Medical Ward	Not Reported						
2023	9	JDWNRH	ICU	0	8					
2023	9	JDWNRH	Emergency	Not Reported						
2023	9	Monggar ERRH	ICU	Not Reported						
2023	9	Monggar ERRH	Pediatric ICU	Not Reported						
2023	9	Monggar ERRH	Medical Ward	0	10					
2023	9	Monggar ERRH	Pediatric Ward	0	11					
2023	9	Paro Hospital	General Ward	0	33					
2023	9	Phuentsholing Hospital	Medical Ward	4	23					
2023	9	Punakha Hospital	General Ward	0	25					
2023	9	Samdrup Jongkhar Hospital	General Ward	0	8					
2023	9	Samtse Hospital	General Ward	0	16					
2023	9	Trashigang Hospital	General Ward	0	44					
2023	9	Trongsa Hospital	General Ward	0	6					
2023	9	Tsirang Hospital	General Ward	3	22					
			<b>Total</b>	<b>10</b>	<b>218</b>					

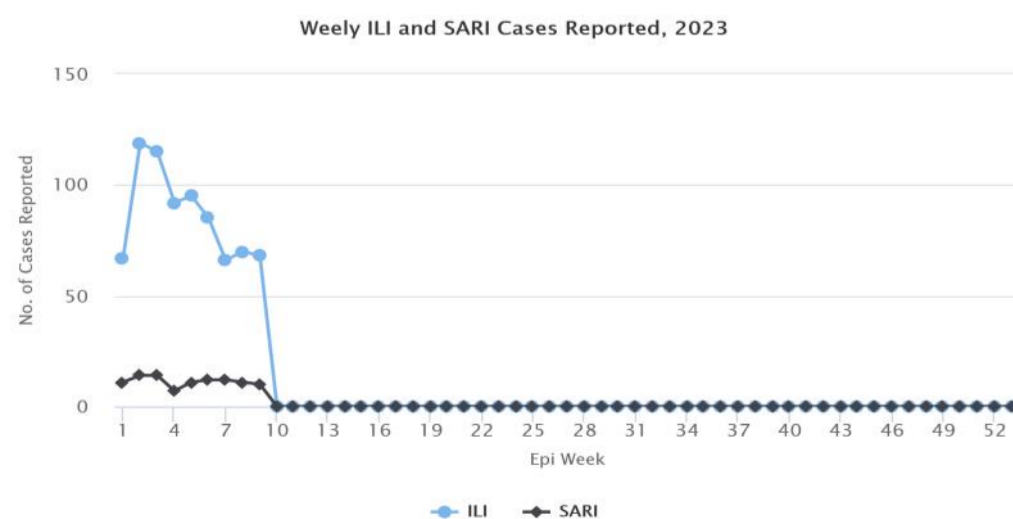


Figure 5: Weekly trend of ILI and SARI cases reported by Sentinel Hospitals