

Weekly Report of COVID-19 Integrated ILI and SARI Surveillance

Royal Centre for Disease Control

Ministry of Health

Wangchutaba, Serbithang, Thimphu, Bhutan.

Post Box No. 667, Tele: +975-02-350577/78

Website: www.rcdc.gov.bt, Email: rcdc@health.gov.bt

Weekly COVID-19 Integrated Flu Surveillance Report for week 16 (Apr 17 – 23, 2023)

A total of 10 COVID-19 positives (1 case from Flu Surveillance) was detected across the country for the week. Thimphu (9) reported the highest cases. The overall COVID-19 positivity rate was 12.7% during the week (Figure 1 & 4). A total of 70 ILI and SARI specimens were tested by Multiplex PCR and detected 47.1% (33/70) Influenza positives. The most affected age group for Influenza was 10–14 years (33.3%) followed by 5–9 years (30.3%) (Figure 2, 3, 4 & Table 1).

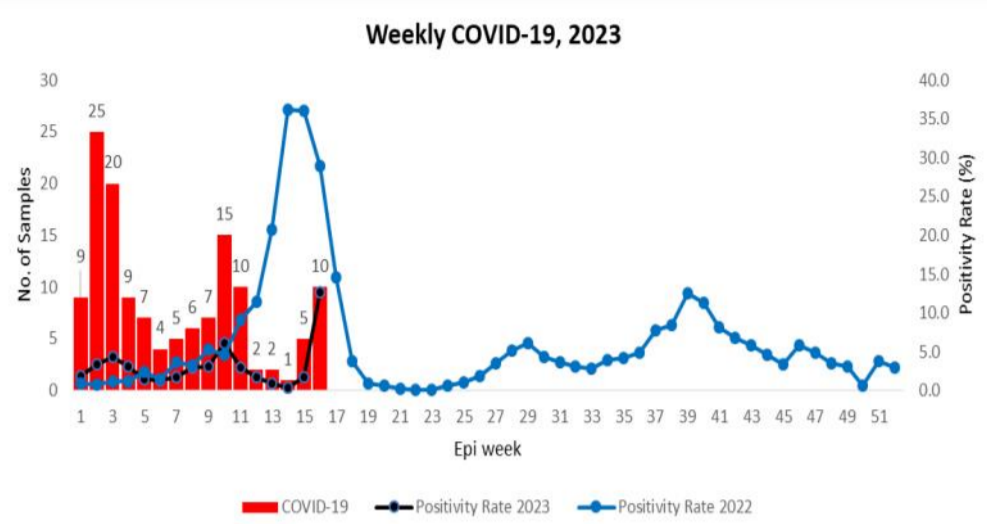


Fig 1: Weekly COVID-19 detected across the country through Active Surveillance

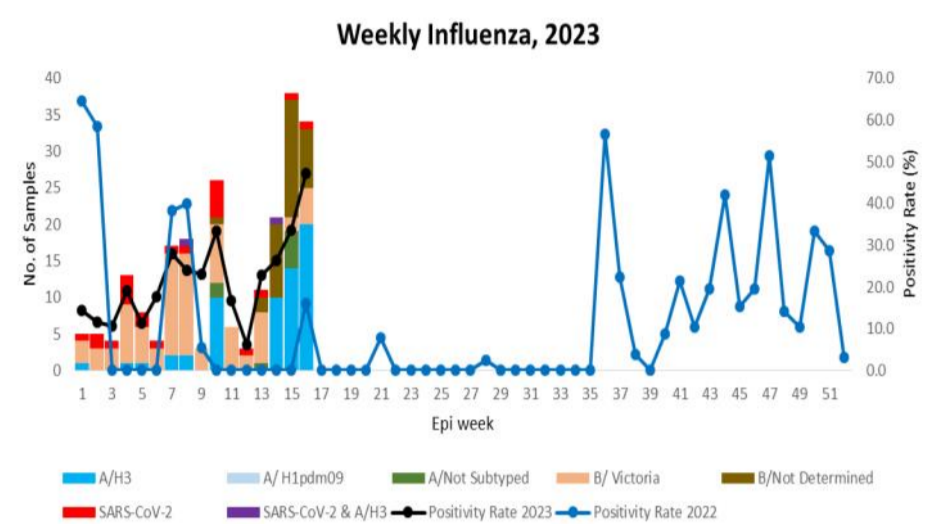


Fig 2: Weekly Influenza subtypes and SARS-CoV-2 through Sentinel Surveillance

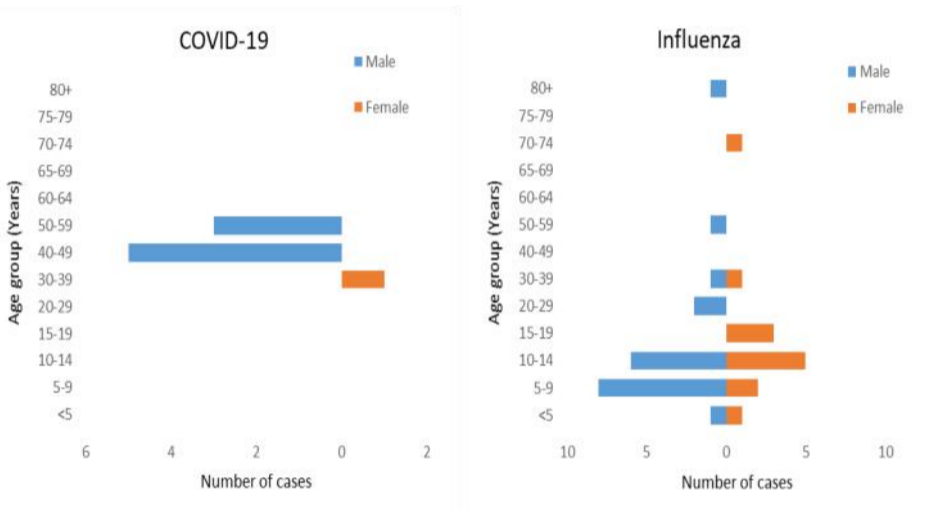


Figure 3: COVID-19 and Influenza by age group and gender

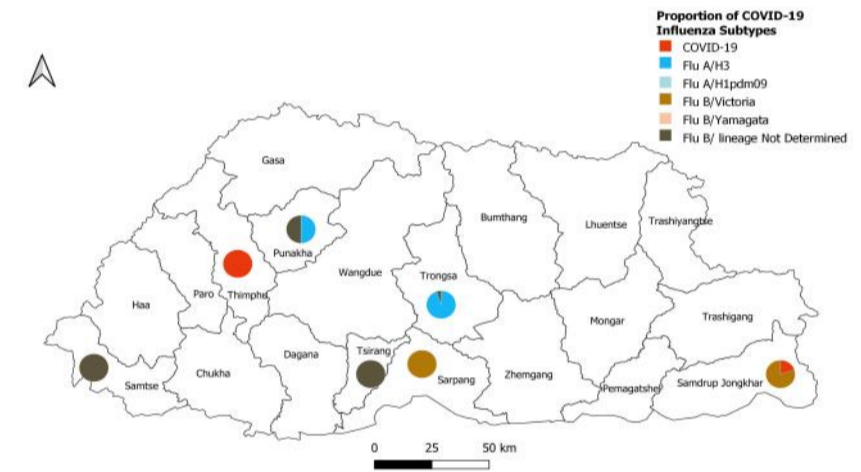


Figure 4: Percentage of SARS-CoV-2 and Influenza subtypes

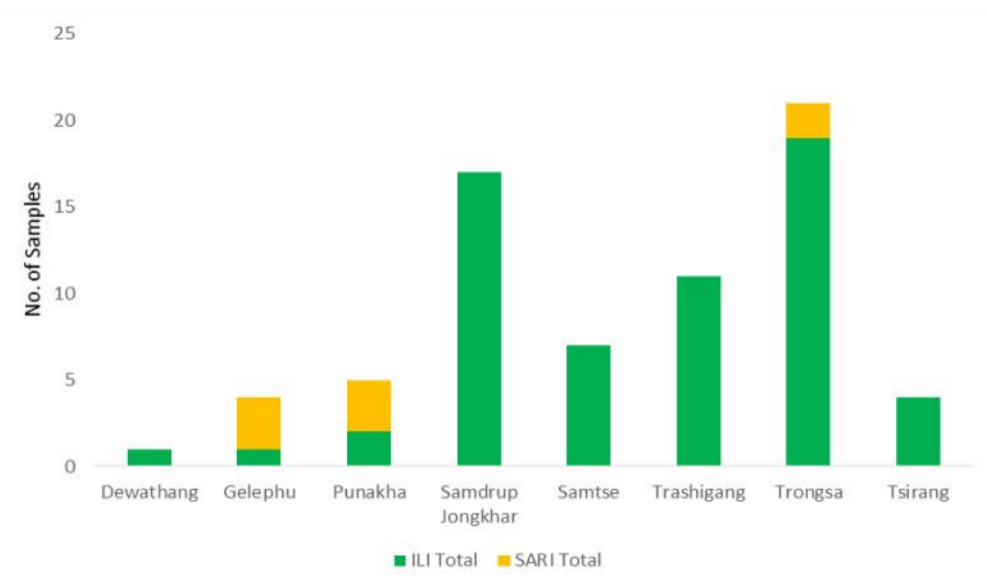


Figure 5: ILI and SARI Specimens status for Testing week 16, 2023

Table 1: Influenza subtypes and COVID-19 in Testing week 16, 2023

Sentinel/ Hospitals	ILI				SARI		Grand Total
	FLU A/H3	FLU B/ Lineage not determined	FLU B/ Victoria	SARS-CoV-2	ILI Total	SARI Total	
Dewathang					1		1
Gelephu				1	1	3	4
Punakha		1			2	3	5
Samdrup Jongkhar				4	17		17
Samtse		3			7		7
Trashigang					11		11
Trongsa	17	1			19	2	21
Tsirang		3			4		4
Grand Total	17	8	5	1	62	8	70

Table 2: ILI and SARI cases reporting status for week 16, 2023

Year	Week	Site	Department	SARI	IPD	Year	Week	Site	ILI	OPD
2023	16	Gelephu CRRH	ICU	0	2	2023	16	Paro Hospital	7	3092
2023	16	Gelephu CRRH	Medical Ward	5	13	2023	16	Punakha Hospital	Not Reported	
2023	16	Gelephu CRRH	Pediatric Ward	0	6	2023	16	Samdrup Jongkhar Hospital	69	623
2023	16	JDWNRH	Pediatric Ward	Not Reported		2023	16	Samtse Hospital	11	1265
2023	16	JDWNRH	Medical Extension Ward	Not Reported		2023	16	Trashigang Hospital	11	690
2023	16	JDWNRH	Pediatric ICU	Not Reported		2023	16	Trongsa Hospital	32	324
2023	16	JDWNRH	Cabin	Not Reported		2023	16	Tsirang Hospital	17	892
2023	16	JDWNRH	Medical Ward	Not Reported				Total	147	6886
2023	16	JDWNRH	ICU	0	10					
2023	16	JDWNRH	Emergency	Not Reported						
2023	16	Monggar ERRH	ICU	0	4					
2023	16	Monggar ERRH	Pediatric Ward	0	9					
2023	16	Monggar ERRH	Medical Ward	0	4					
2023	16	Monggar ERRH	Pediatric ICU	Not Reported						
2023	16	Paro Hospital	General Ward	0	48					
2023	16	Phuentsholing Hospital	Medical Ward	1	17					
2023	16	Punakha Hospital	General Ward	3	21					
2023	16	Samdrup Jongkhar Hospital	General Ward	0	11					
2023	16	Samtse Hospital	General Ward	0	12					
2023	16	Trashigang Hospital	General Ward	0	33					
2023	16	Trongsa Hospital	General Ward	1	5					
2023	16	Tsirang Hospital	General Ward	0	32					
			Total	10	227					

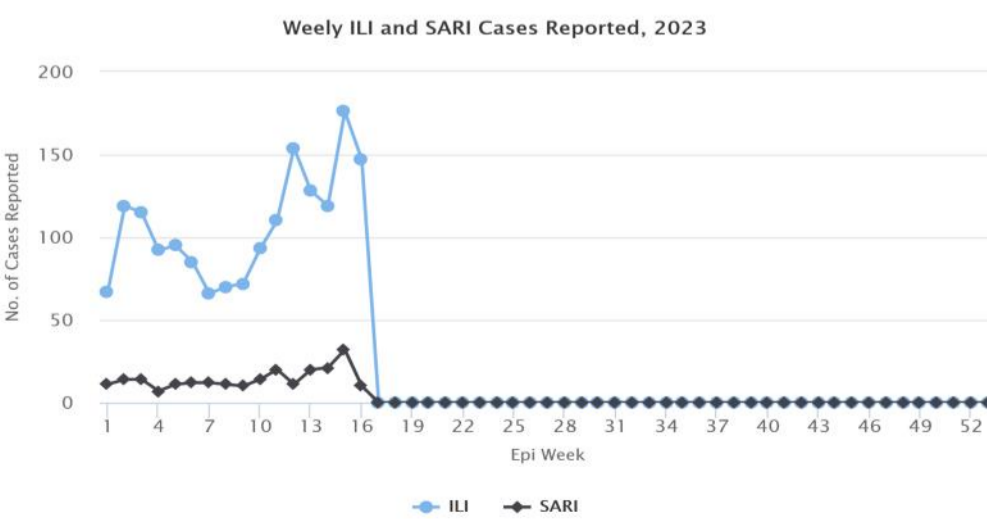


Figure 6: Weekly trend of ILI and SARI cases reported by Sentinel Hospitals