

Weekly Report of COVID-19 Integrated ILI and SARI Surveillance

Royal Centre for Disease Control
Ministry of Health

Wangchutaba, Serbithang, Thimphu, Bhutan.

Post Box No. 667, Tele: +975-02-350577/78

Website: www.rcdc.gov.bt, Email: rcdc@health.gov.bt

Weekly COVID-19 Integrated Flu Surveillance Report for week 24 (Jun 12 – 18, 2023)

- A total of 3 COVID-19 positives were reported during the week in the country (Figure 1, 2 & Table 1).
- A total of 88 ILI and SARI specimens including outbreak samples were tested by Multiplex PCR and detected 21.6% (19/88) Influenza positives. The mostly affected age group for Influenza was 5–14 years (31.6%) followed by 30–39 years (21.1%) (Figure 2, 3, 4 & Table 1).
- All ILI Sentinel sites have reported, however, few SARI sites have not reported for the week (Table 2).

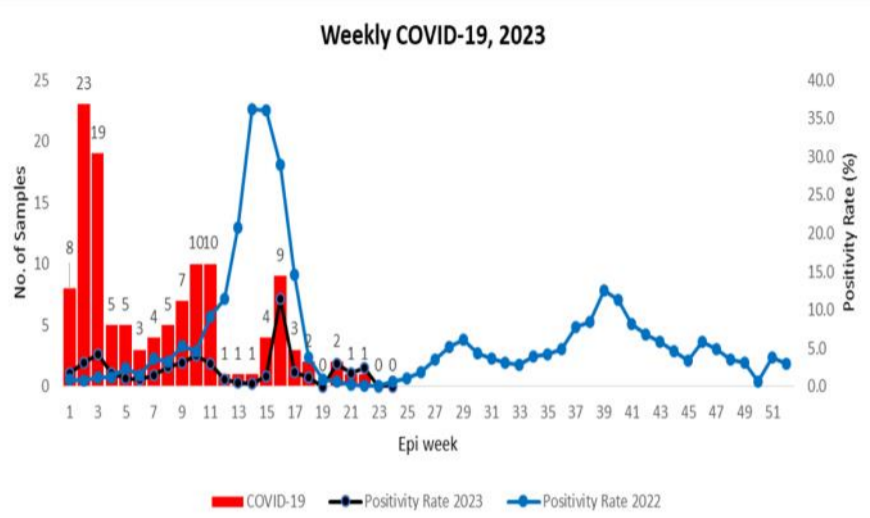


Fig 1: Weekly COVID-19 detected across the country (Source: HFS & RCDC)

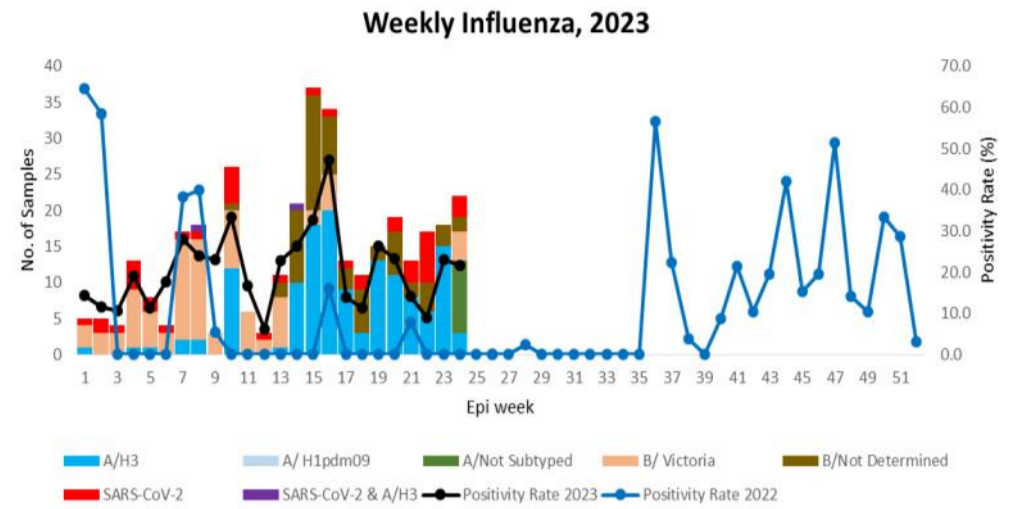


Fig 2: Weekly Influenza subtypes and SARS-CoV-2 through Sentinel Surveillance

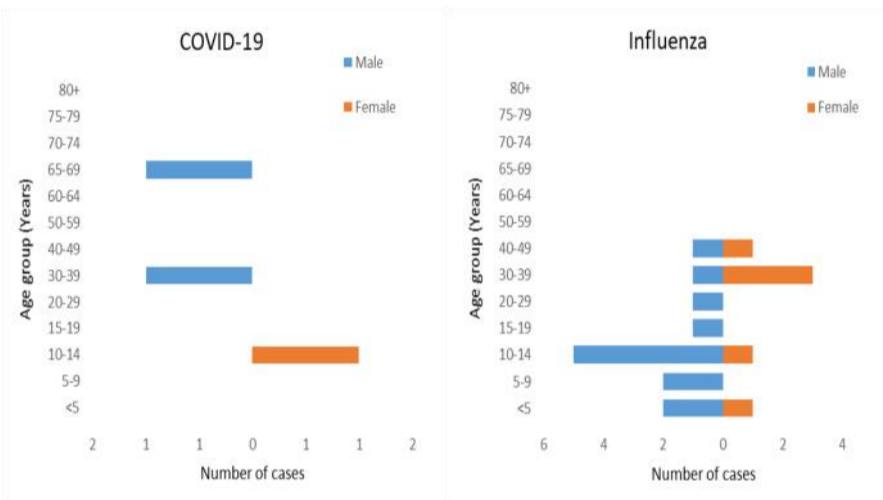


Figure 3: Influenza Positives by age group and gender

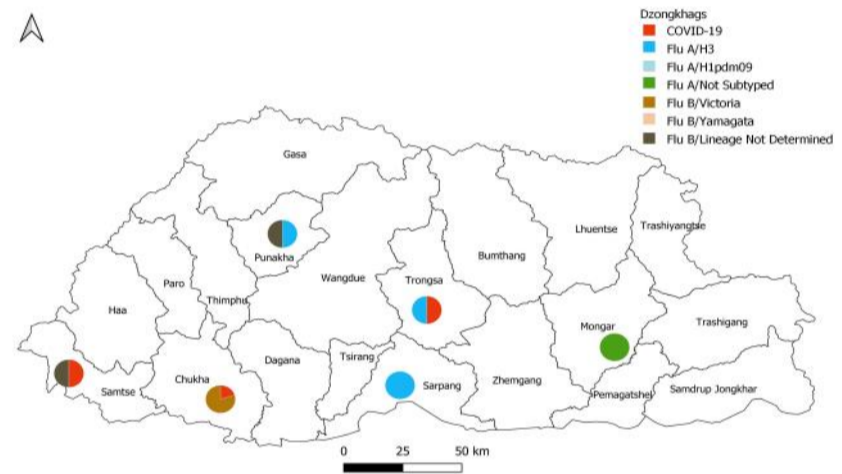


Figure 4: Percentage of SARS-CoV-2 and Influenza subtypes

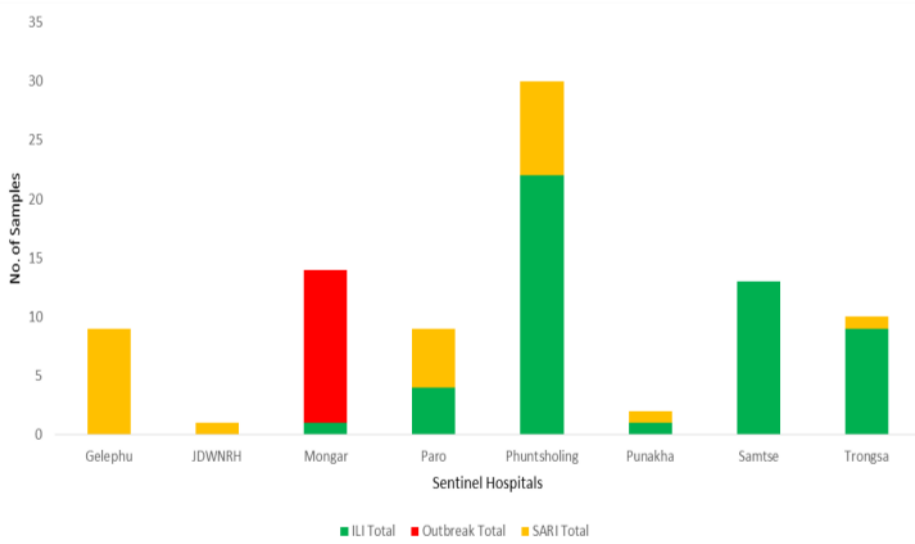


Figure 5: ILI and SARI Specimens status for Testing week 24, 2023

Table 1: Influenza subtypes and COVID-19 in Testing week 24, 2023

Sentinel Hospitals	ILI				Outbreak			SARI			Grand Total	
	FLU A/H3	FLU B/Victoria	FLU B/Lineage not determined	SARS-CoV-2	FLU A/Not subtyped	FLU A/Lineage not determined	FLU B/Lineage not determined	SARI	Total			
Gelephu								1	9	9		
JDWNRH									1	1		
Monggar					1	10	3			14		
Paro					4				5	9		
Phuntsholing				4	1				8	30		
Punakha	1				1			1	1	2		
Samtse		1		1	13					13		
Trongsa	1			1	9				1	10		
Grand Total	2	1	4	3	50	10	3	13	1	1	25	88

Table 2: ILI and SARI cases reporting status for week 24, 2023

Year	Week	Site	Department	SARI	IPD	Year	Week	Site	ILI	OPD
2023	24	Gelephu CRRH	Pediatric Ward	11	15	2023	24	Paro Hospital	60	3190
2023	24	Gelephu CRRH	ICU	0	2	2023	24	Punakha Hospital	4	1237
2023	24	Gelephu CRRH	Medical Ward	4	10	2023	24	Samdrup Jongkhar Hospital	30	548
2023	24	JDWNRH	Pediatric Ward	6	29	2023	24	Samtse Hospital	7	1318
2023	24	JDWNRH	Medical Extension Ward	Not Reported		2023	24	Trashigang Hospital	21	638
2023	24	JDWNRH	Pediatric ICU	Not Reported		2023	24	Trongsa Hospital	12	399
2023	24	JDWNRH	Cabin	Not Reported		2023	24	Tsirang Hospital	25	902
2023	24	JDWNRH	Medical Ward	Not Reported						
2023	24	JDWNRH	ICU	0	10					
2023	24	JDWNRH	Emergency	Not Reported						
2023	24	Monggar ERRH	ICU	0	6					
2023	24	Monggar ERRH	Medical Ward	0	10					
2023	24	Monggar ERRH	Pediatric Ward	0	7					
2023	24	Paro Hospital	General Ward	7	47					
2023	24	Phuentsholing Hospital	Medical Ward	5	24					
2023	24	Punakha Hospital	General Ward	10	40					
2023	24	Samdrup Jongkhar Hospital	General Ward	1	10					
2023	24	Samtse Hospital	General Ward	1	21					
2023	24	Trashigang Hospital	General Ward	0	21					
2023	24	Trongsa Hospital	General Ward	0	10					
2023	24	Tsirang Hospital	General Ward	0	25					
			Total	45	287					

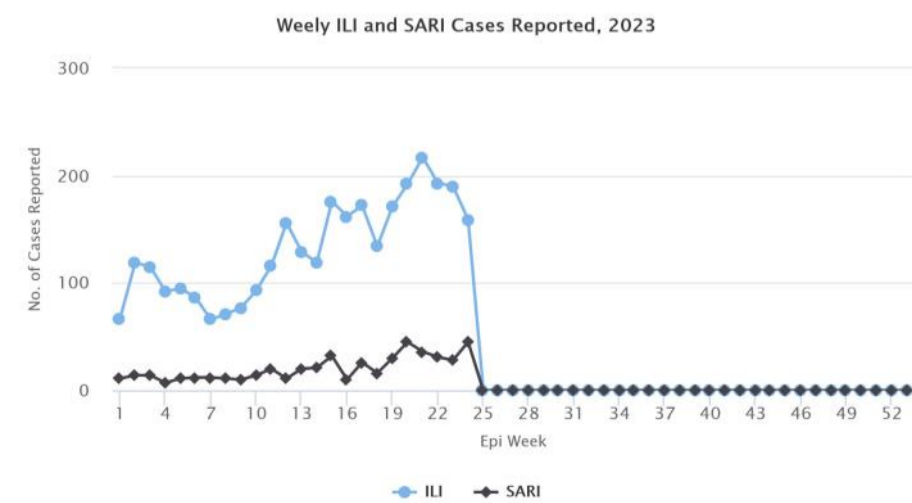


Figure 6: Weekly trend of ILI and SARI cases reported by Sentinel Hospitals