

Weekly Report of COVID-19 Integrated ILI and SARI Surveillance

Royal Centre for Disease Control

Ministry of Health

Wangchutaba, Serbithang, Thimphu, Bhutan.

Post Box No. 667, Tele: +975-02-350577/78

Website: www.rcdc.gov.bt, Email: rcdc@health.gov.bt

Weekly COVID-19 Integrated Flu Surveillance Report for week 43 (Oct 23 – 29, 2023)

- A total of 120 ILI and SARI specimens including ARI outbreak samples were received and detected 31.7% (38/120) influenza positives and 0.8% (1/120) COVID-19 positives by Multiplex PCR (SC2). Influenza positivity increased by 20.0% compared to the previous week (11.6%) (Figure 1). The affected age groups for Influenza were 5–14 years (36.8%), followed by 30–64 years (31.6%) (Figure 2).
- All sentinel sites of ILI Hospitals have reported, however, a few SARI sentinel Hospitals have not reported the week (Figure 5, Table 3).

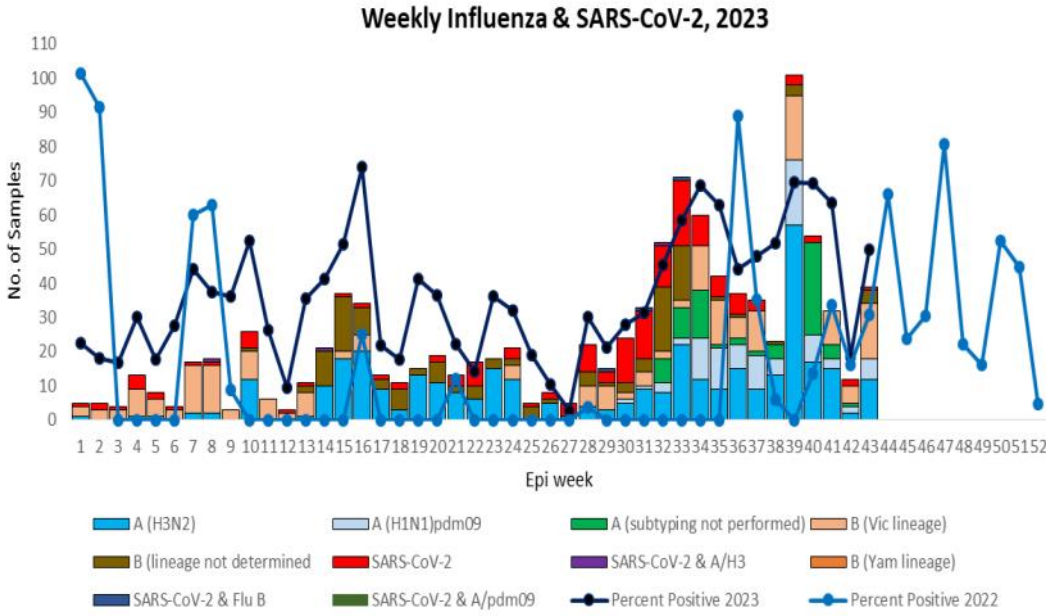


Table 1: Acute respiratory infection (ARI) outbreak status for week 43

Sl. No.	Place/Locaiion	No. of ARI cases Reported	Outbreak Type	Remarks

- There was no ARI outbreak reported during the week 43 (Table 1).

Figure 1: Weekly Influenza subtypes and SARS-CoV-2 through ILI and SARI Sentinel Surveillance

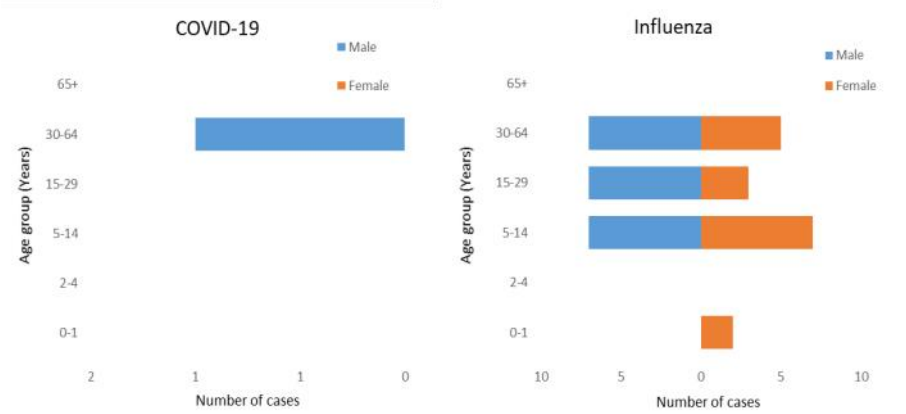


Figure 2: Influenza & SARS-CoV-2 positives by age group and gender

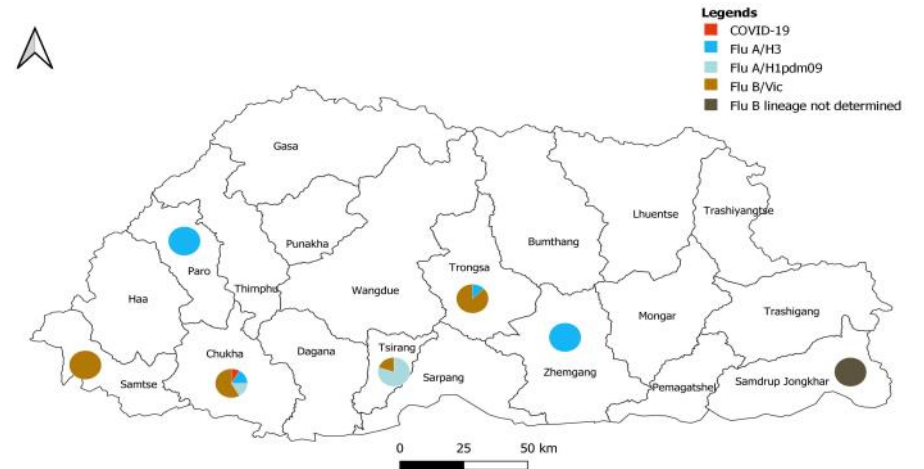


Figure 3: Influenza subtype & SARS-CoV-2 positive percent by District

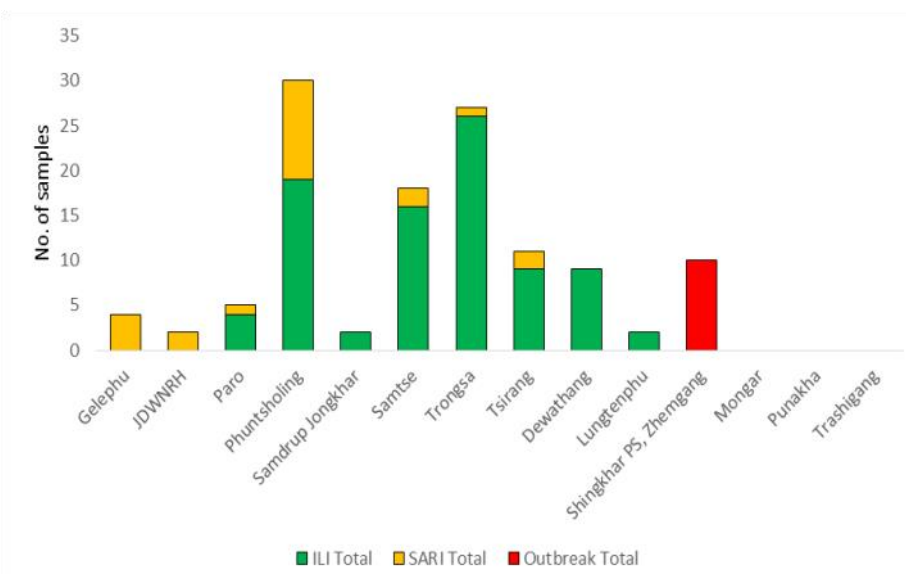


Figure 4: ILI and SARI Specimens status for Testing week 43, 2023

Table 2: Influenza subtypes and SARS-CoV-2 in Testing week 43, 2023

Sentinel sites/ Hospitals	ILI			SARI		Outbreak			Grand Total				
	A/H3 A/H3	B/lineage not m09	SARS- B/Vic	ILI CoV-2	SARI Neg	SARI Total	Outbreak A/H3	Outbreak Neg					
Gelephu						4			4				
JDWNRH						2			2				
Paro	2				2	4	1	1	5				
Phuntsholing	2	2		7	1	7	19	11	30				
Samdrup Jongkhar						2	2		2				
Samtse				1	15	16	2	2	18				
Trongsa	1			6	19	26	1	1	27				
Tsirang		4		1	4	9	2	2	11				
Dewathang			4		5	9			9				
Lungtenphu					2	2			2				
Shinghar PS, Zhemgang							7	3	10				
Mongar													
Punakha													
Trashigang													
Grand Total	5	6	4	15	54	85	1	22	23	7	3	10	120

Table 3: ILI and SARI cases reporting status for week 43, 2023

Year	Week	Site	Department	SARI	IPD	Year	Week	Site	ILI	OPD
2023	43	Gelephu CRRH	Pediatric Ward	4	12	2023	43	Paro Hospital	39	2592
2023	43	Gelephu CRRH	ICU	1	3	2023	43	Punakha Hospital	19	1323
2023	43	Gelephu CRRH	Medical Ward	4	11	2023	43	Samdrup Jongkhar Hospital	17	461
2023	43	JDWNRH	Pediatric Ward	6	27	2023	43	Samtse Hospital	13	1136
2023	43	JDWNRH	Medical Extension Ward	Not Reported		2023	43	Trashigang Hospital	34	615
2023	43	JDWNRH	Pediatric ICU	1	5	2023	43	Trongsa Hospital	17	415
2023	43	JDWNRH	Cabin	Not Reported		2023	43	Tsirang Hospital	35	961
2023	43	JDWNRH	Medical Ward	Not Reported				Total	174	7503
2023	43	JDWNRH	ICU	0	10					
2023	43	JDWNRH	Emergency	Not Reported						
2023	43	Monggar ERRH	ICU	0	4					
2023	43	Monggar ERRH	Medical Ward	0	7					
2023	43	Monggar ERRH	Pediatric Ward	1	7					
2023	43	Paro Hospital	General Ward	2	35					
2023	43	Phuntsholing Hospital	Medical Ward	10	28					
2023	43	Punakha Hospital	General Ward	6	25					
2023	43	Samdrup Jongkhar Hospital	General Ward	Not Reported						
2023	43	Samtse Hospital	General Ward	0	16					
2023	43	Trashigang Hospital	General Ward	Not Reported						
2023	43	Trongsa Hospital	General Ward	0	4					
2023	43	Tsirang Hospital	General Ward	Not Reported						
		Total		35	194					

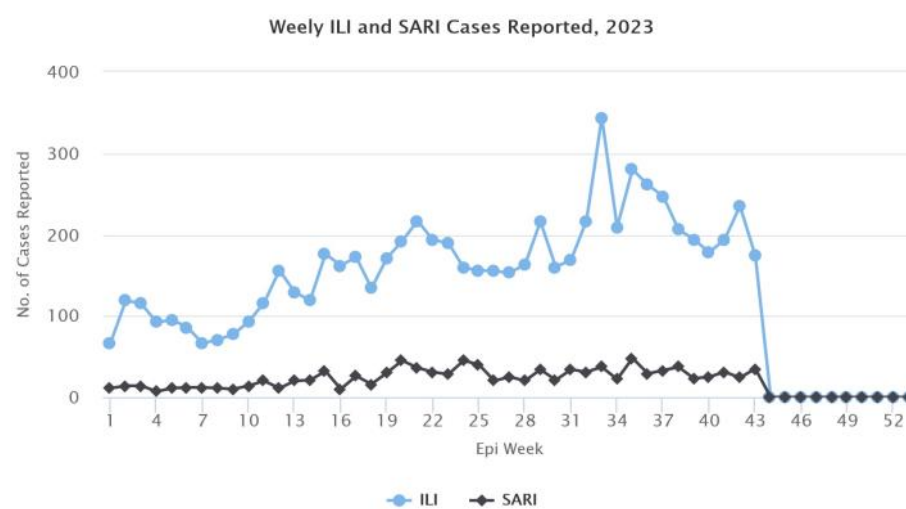


Figure 5: Weekly trend of ILI and SARI cases reported by Sentinel Hospitals