

Weekly Report of COVID-19 Integrated ILI and SARI Surveillance

Royal Centre for Disease Control
Ministry of Health

Wangchutaba, Serbithang, Thimphu, Bhutan.

Post Box No. 667, Tele: +975-02-350577/78

Website: www.rcdc.gov.bt, Email: rcdc@health.gov.bt

Weekly COVID-19 Integrated Flu Surveillance Report for week 51 (Dec 18–24, 2023)

- A total of 73 ILI and SARI specimens were received and detected 13.7% (10) influenza and 1.4% (1) SARS-CoV-2 positives by Multiplex PCR (SC2). Influenza positivity decreased by 17.0% compared to the previous week (30.7%) (Figure 1). The affected age groups for Influenza were 15–29 years (30.0%), followed by 2–4 years (20.0%) (Figure 2).
- All 7 ILI and 11 SARI sentinel Hospitals have reported for the week, however, few ward units have not reported (Figure 5, Table 3).

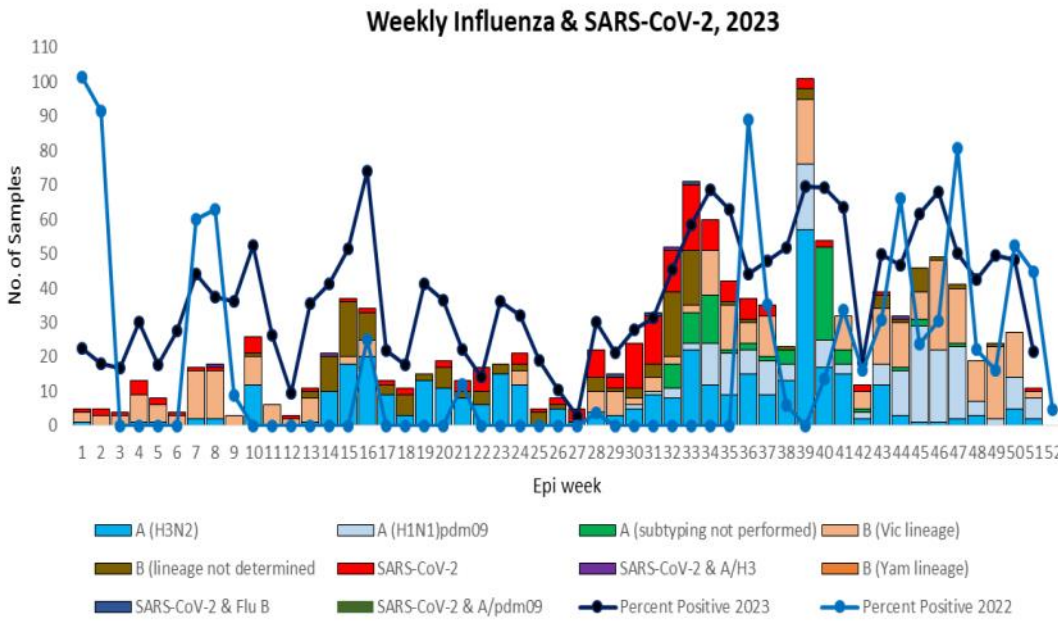


Figure 1: Weekly Influenza subtypes and SARS-CoV-2 through ILI and SARI Sentinel Surveillance

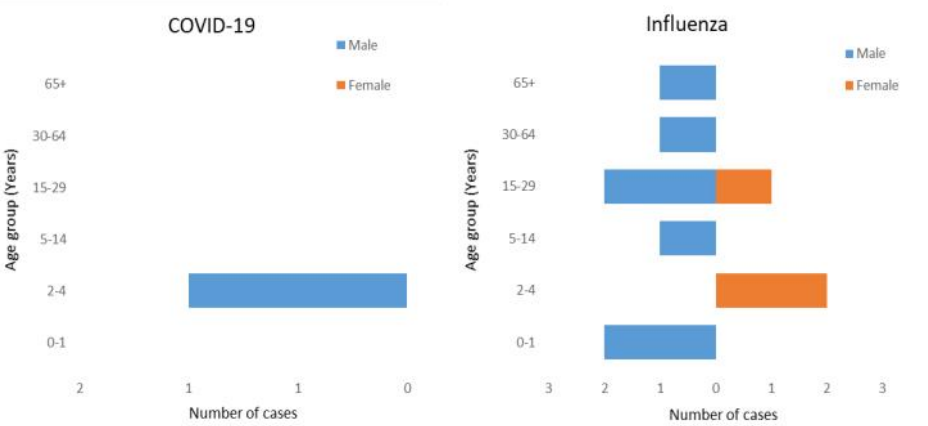


Figure 2: Influenza & SARS-CoV-2 positives by age group and gender

Table 1: Acute respiratory infection (ARI) outbreak status for week 51

Sl. No.	Place/Location	No. of ARI cases Reported	Outbreak Type	Remarks

- There was no ARI outbreak reported during the week 51 (Table 1).

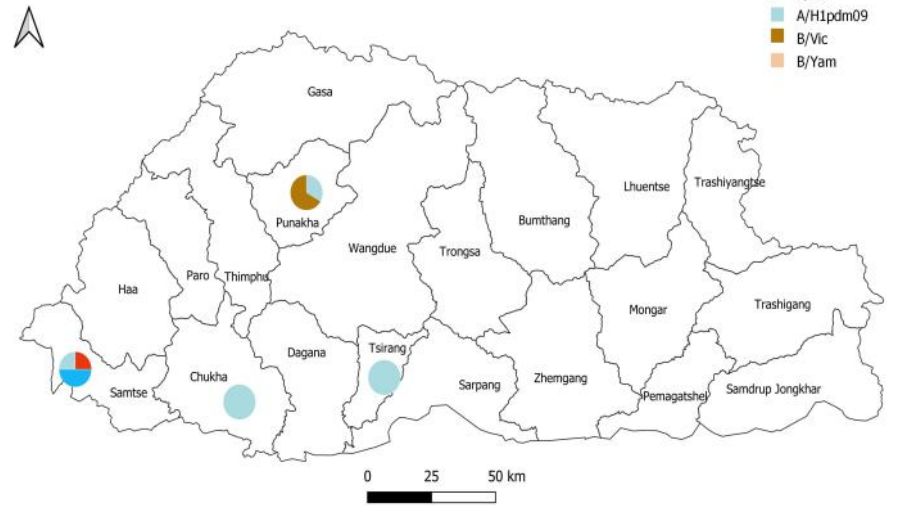


Figure 3: Influenza subtype & SARS-CoV-2 positive percent by District

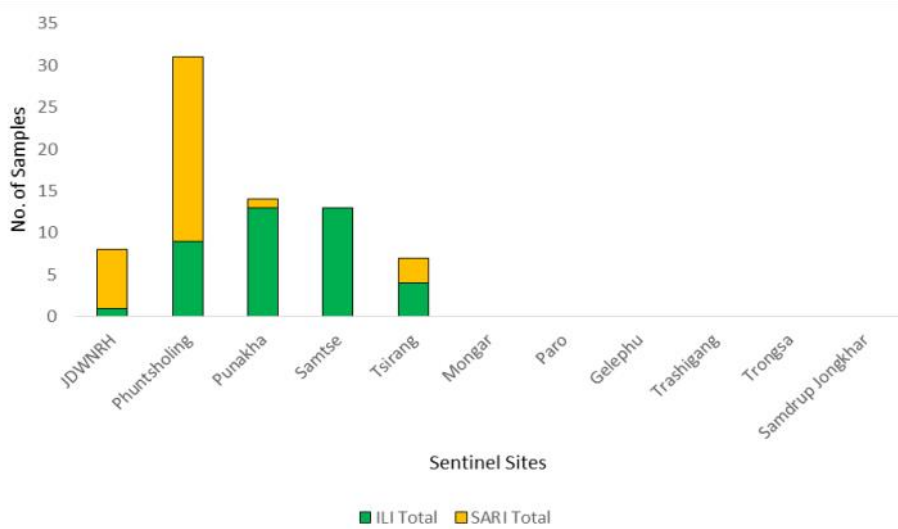


Figure 4: ILI and SARI Specimens status for Testing week 51, 2023

Table 2: Influenza subtypes and SARS-CoV-2 in Testing week 51, 2023

Sentinel sites/ Hospitals	ILI					SARI			Grand Total	
	A/ H1pdm09	A/H3	B/Vic	SARS- CoV-2	Neg	ILI Total	A/ H1pdm09	Neg		SARI Total
JDWNRH					1	1		7	7	8
Phuntsholing					9	9	2	20	22	31
Punakha				2	11	13	1		1	14
Samtse	1	2		1	9	13				13
Tsirang	1				3	4	1	2	3	7
Mongar										
Paro										
Gelephu										
Trashigang										
Trongsa										
Samdrup Jongkhar										
Grand Total	2	2	2	1	33	40	4	29	33	73

Table 3: ILI and SARI cases reporting status for week 51, 2023

Year	Week	Site	Department	SARI	IPD	Year	Week	Site	ILI	OPD
2023	51	Gelephu CRRH	Pediatric Ward	3	19	2023	51	Paro Hospital	4	2412
2023	51	Gelephu CRRH	ICU	1	3	2023	51	Punakha Hospital	26	1166
2023	51	Gelephu CRRH	Medical Ward	0	15	2023	51	Samdrup Jongkhar Hospital	28	606
2023	51	JDWNRH	Pediatric Ward	Not Reported		2023	51	Samtse Hospital	10	1257
2023	51	JDWNRH	Medical Extension Ward	Not Reported		2023	51	Trashigang Hospital	24	685
2023	51	JDWNRH	Pediatric ICU	Not Reported		2023	51	Trongsa Hospital	7	187
2023	51	JDWNRH	Cabin	Not Reported		2023	51	Tsirang Hospital	13	803
2023	51	JDWNRH	Medical Ward	0	13					
2023	51	JDWNRH	ICU	0	10					
2023	51	JDWNRH	Emergency	Not Reported						
2023	51	Monggar ERRH	ICU	0	2					
2023	51	Monggar ERRH	Medical Ward	0	7					
2023	51	Monggar ERRH	Pediatric Ward	0	3					
2023	51	Paro Hospital	General Ward	1	26					
2023	51	Phuntsholing Hospital	Medical Ward	2	25					
2023	51	Punakha Hospital	General Ward	0	31					
2023	51	Samdrup Jongkhar Hospital	General Ward	3	13					
2023	51	Samtse Hospital	General Ward	0	15					
2023	51	Trashigang Hospital	General Ward	0	31					
2023	51	Trongsa Hospital	General Ward	0	3					
2023	51	Tsirang Hospital	General Ward	0	8					
		Total		10	224					

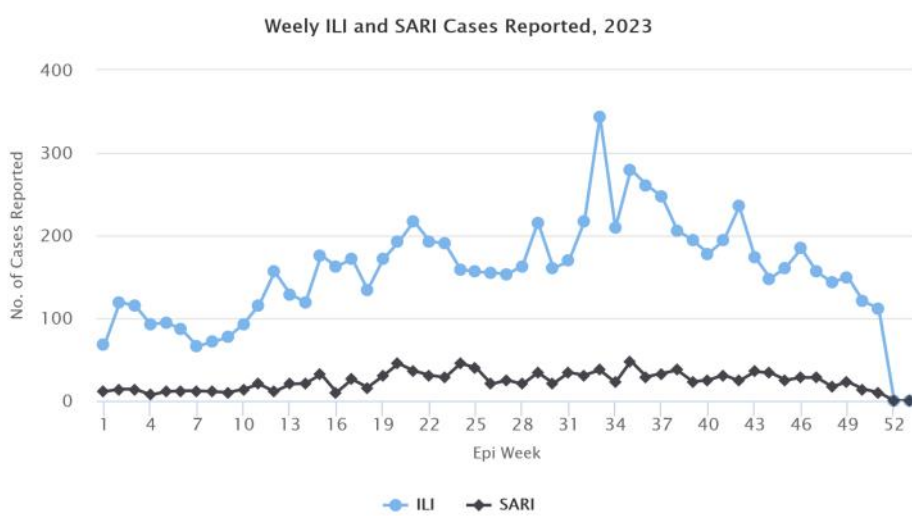


Figure 5: Weekly trend of ILI and SARI cases reported by Sentinel Hospitals