

Weekly Report of COVID-19 Integrated ILI and SARI Surveillance

Royal Centre for Disease Control

Ministry of Health

Wangchutaba, Serbithang, Thimphu, Bhutan.

Post Box No. 667, Tele: +975-02-350577/78

Website: www.rcdc.gov.bt, Email: rcdc@health.gov.bt

Weekly COVID-19 Integrated Flu Surveillance Report for week 12 (Mar 18–24, 2024)

- A total of 92 ILI and SARI specimens were received and detected 6.5% (6) influenza and 4.3% (4) COVID-19 positive by Multiplex PCR (SC2). The Influenza positivity decreased by 10.7% and COVID-19 by 3.4% compared to the previous week (Figure 1).
- The affected age group for Influenza was 5–14 years (66.7%) and COVID-19 in all age group (25.0%) respectively (Figure 2).
- Except, Trongsa Hospital for SARI reporting, all the SARI and ILI sentinel hospital sites have reported for the week (Figure 5, Table 3).

Weekly Influenza & SARS-CoV-2, 2024

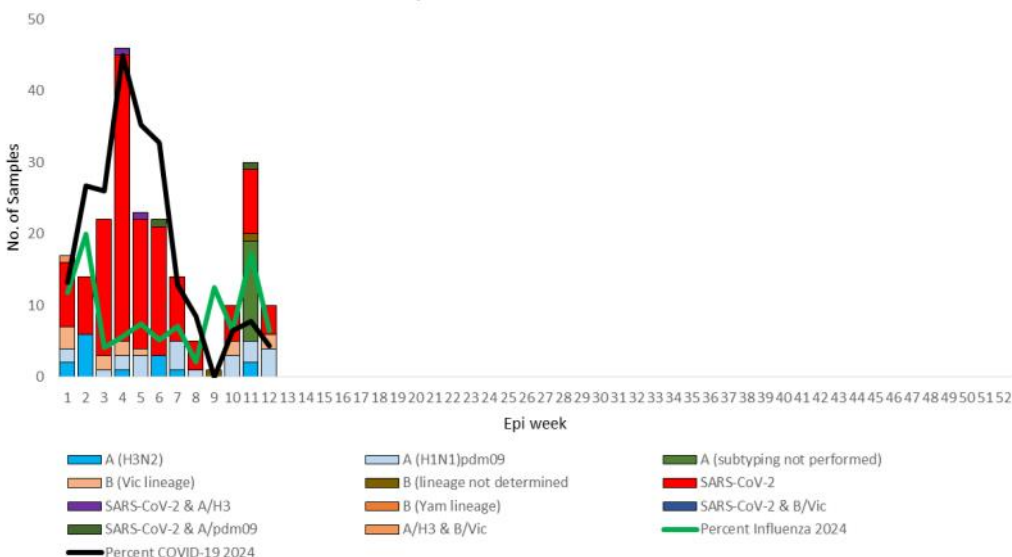


Table 1: Acute respiratory infection (ARI) outbreak status in week 12

Sl. No.	Place/Location	No. of ARI cases Reported	Outbreak Type	Remarks
		0		

Figure 1: Weekly Influenza subtypes and SARS-CoV-2 through ILI and SARI Sentinel Surveillance

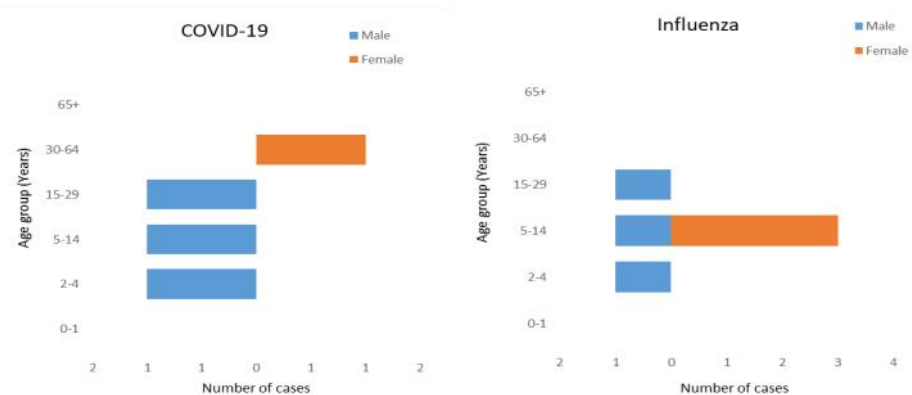


Figure 2: Influenza & SARS-CoV-2 positives by age group and gender

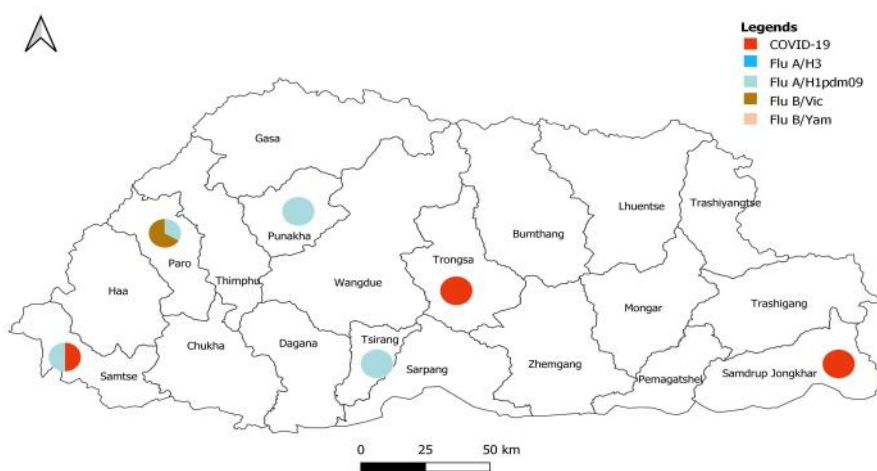


Figure 3: Influenza subtype & SARS-CoV-2 positive percent by District

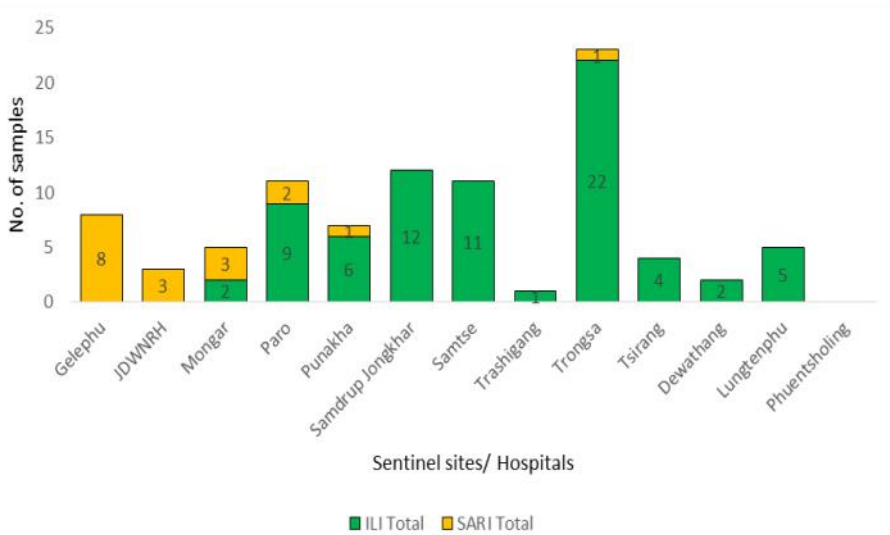


Figure 4: ILI and SARI Specimens status for Testing week 12, 2024

Table 2: Influenza subtypes and SARS-CoV-2 in Testing week 12, 2024

Sentinel sites/ Hospitals	ILI				SARI		Grand Total
	A/ pdm09	B/ VIC	SARS- CoV-2	Neg	ILI Total	SARI Total	
Gelephu						8	8
JDWNRH						3	3
Mongar				2	2	3	5
Paro	1	2		6	9	2	11
Punakha	1			5	6	1	7
Samdrup Jongkhar			2	10	12		12
Samtse	1		1	9	11		11
Trashigang				1	1		1
Trongsa			1	21	22	1	23
Tsirang	1			3	4		4
Dewathang				2	2		2
Lungtenphu				5	5		5
Phuentsholing							
Grand Total	4	2	4	64	74	18	18

Table 3: ILI and SARI cases reporting status for week 12, 2024

Year	Week	Site	Department	SARI	IPD	Year	Week	Site	ILI	OPD
2024	12	Gelephu CRRH	Pediatric Ward	2	9	2024	12	Paro Hospital	15	2178
2024	12	Gelephu CRRH	ICU	0	3	2024	12	Punakha Hospital	26	1392
2024	12	Gelephu CRRH	Medical Ward	1	11	2024	12	Samdrup Jongkhar Hospital	41	586
2024	12	JDWNRH	Pediatric Ward	2	26	2024	12	Samtse Hospital	16	1449
2024	12	JDWNRH	Medical Extension Ward	Not Reported		2024	12	Trashigang Hospital	25	720
2024	12	JDWNRH	Pediatric ICU	Not Reported		2024	12	Trongsa Hospital	15	334
2024	12	JDWNRH	Cabin	Not Reported		2024	12	Tsirang Hospital	22	667
2024	12	JDWNRH	Medical Ward	0	16	Total			160	7326
2024	12	JDWNRH	ICU	0	12					
2024	12	JDWNRH	Emergency	Not Reported						
2024	12	Monggar ERRH	ICU	0	0					
2024	12	Monggar ERRH	Medical Ward	1	11					
2024	12	Monggar ERRH	Pediatric Ward	0	3					
2024	12	Paro Hospital	General Ward	7	24					
2024	12	Phuentsholing Hospital	Medical Ward	8	30					
2024	12	Punakha Hospital	General Ward	1	20					
2024	12	Samdrup Jongkhar Hospital	General Ward	0	6					
2024	12	Samtse Hospital	General Ward	0	13					
2024	12	Trashigang Hospital	General Ward	0	27					
2024	12	Trongsa Hospital	General Ward	Not Reported						
2024	12	Tsirang Hospital	General Ward	4	18					
Total				26	229					

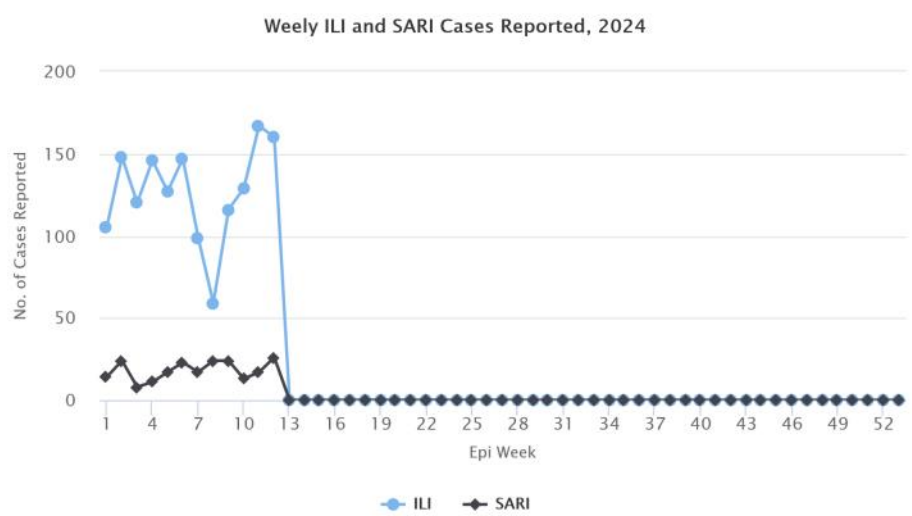


Figure 5: Weekly trend of ILI and SARI cases reported by Sentinel Hospitals