

Weekly Report of COVID-19 Integrated ILI and SARI Surveillance

Royal Centre for Disease Control

Ministry of Health

Wangchutaba, Serbithang, Thimphu, Bhutan.

Post Box No. 667, Tele: +975-02-350577/78

Website: www.rcdc.gov.bt, Email: rcdc@health.gov.bt

Weekly COVID-19 Integrated Flu Surveillance Report for week 14 (Apr 1–7, 2024)

- A total of 133 ILI and SARI specimens were received and detected 18.0% (24) influenza and 4.5% (6) COVID-19 positive by Multiplex PCR (SC2). The Influenza and COVID-19 positivity increased by 7.4% and 1.7% respectively compared to the previous week (Figure 1).
- The affected age group for Influenza was 5–14 years (50.0%) and also for COVID-19 was 5–14 years age group (33.3%) (Figure 2).
- Except Paro Hospital for ILI, all SARI and ILI sentinel hospitals have reported for the week (Figure 5, Table 3).

Weekly Influenza & SARS-CoV-2, 2024

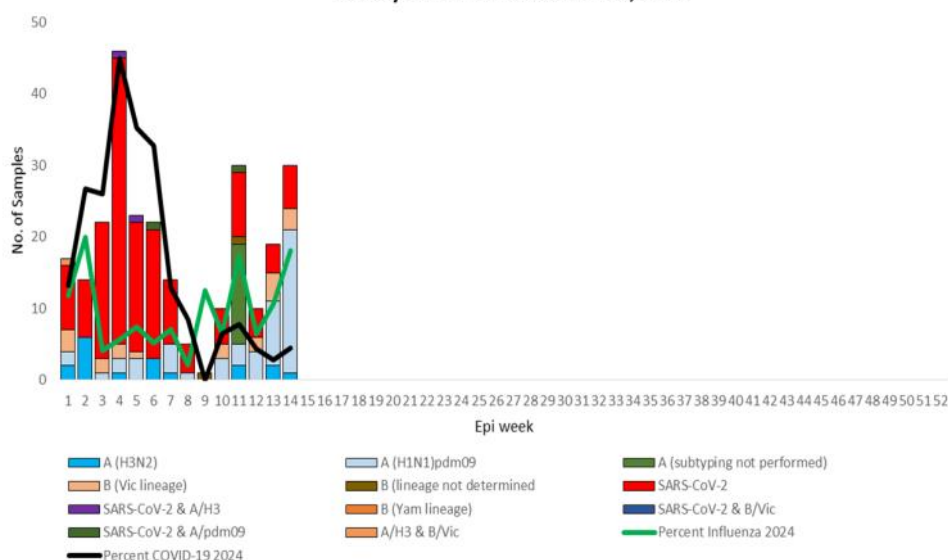


Table 1: Acute respiratory infection (ARI) outbreak reported in week 14

Sl. No.	Place/Location	No. of ARI cases Reported	Outbreak Type	Remarks
1	Kharsa School, Bumthang	59 cases	Suspected Flu Outbreak	

Figure 1: Weekly Influenza subtypes and SARS-CoV-2 through ILI and SARI Sentinel Surveillance

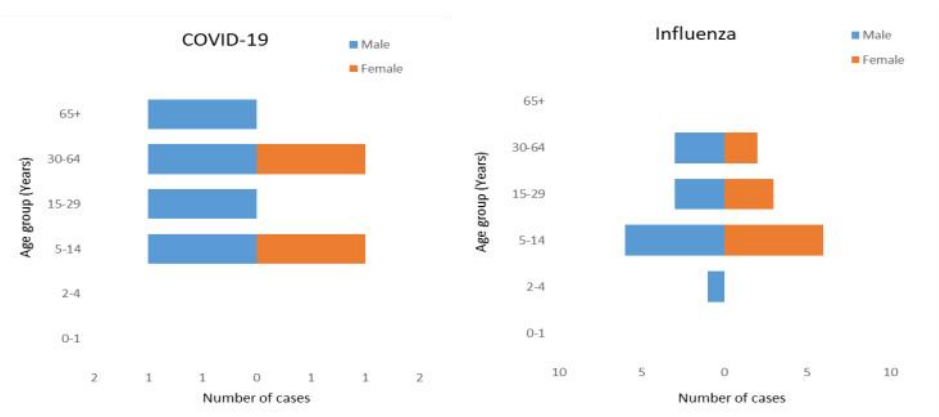


Figure 2: Influenza & SARS-CoV-2 positives by age group and gender

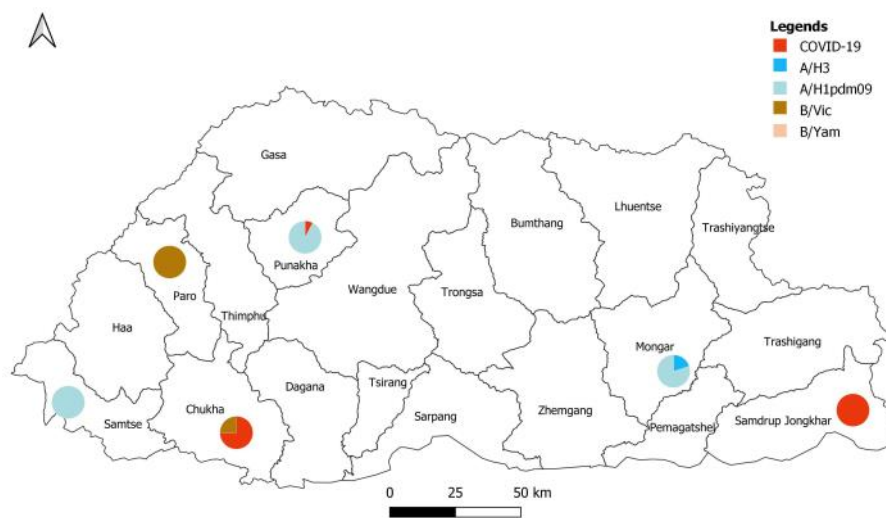


Figure 3: Influenza subtype & SARS-CoV-2 positive percent by District

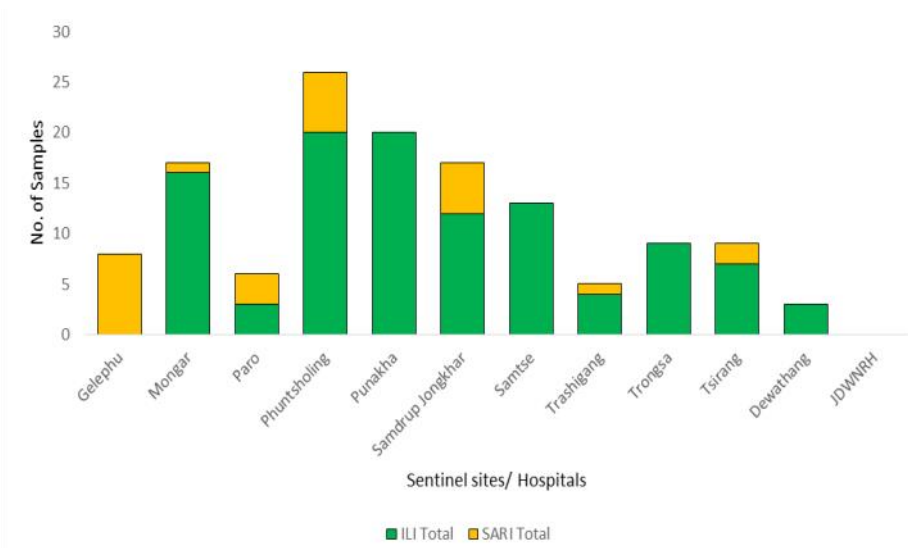


Figure 4: ILI and SARI Specimens status for Testing week 14, 2024

Table 2: Influenza subtypes and SARS-CoV-2 in Testing week 14, 2024

Sentinel sites/ Hospital	ILI					Total	SARI			Grand Total
	A/H3	A/pdm09	B/VIC	CoV-2	Neg		A/pdm09	CoV-2	Neg	
Gelephu								8	8	8
Monggar	1	3			12	16	1		1	17
Paro			2		1	3		3	3	6
Phuentsholing			1	1	18	20	2	4	6	26
Punakha		12		1	7	20				20
Samdrup Jongkhar					12	12		5	5	17
Samtse		4			9	13				13
Trashigang					4	4		1	1	5
Trongsa					9	9				9
Tsirang					7	7		2	2	9
Dewathang				2	1	3				3
JDWNRH										
Grand Total	1	19	3	4	79	104	1	2	23	26

Table 3: ILI and SARI cases reporting status for week 14, 2024

Year	Week	Site	Department	SARI	IPD	Year	Week	Site	ILI	OPD
2024	14	Gelephu CRRH	Pediatric Ward	2	15	2024	14	Paro Hospital	Not Reported	
2024	14	Gelephu CRRH	ICU	0	1	2024	14	Punakha Hospital	47	1643
2024	14	Gelephu CRRH	Medical Ward	2	12	2024	14	Samdrup Jongkhar Hospital	53	658
2024	14	JDWNRH	Pediatric Ward	4	31	2024	14	Samtse Hospital	16	1634
2024	14	JDWNRH	Medical Extension Ward	Not Reported		2024	14	Trashigang Hospital	13	785
2024	14	JDWNRH	Pediatric ICU	1	4	2024	14	Trongsa Hospital	12	379
2024	14	JDWNRH	Cabin	Not Reported		2024	14	Tsirang Hospital	15	1124
2024	14	JDWNRH	Medical Ward	0	21			Total	156	6223
2024	14	JDWNRH	ICU	0	10					
2024	14	JDWNRH	Emergency	Not Reported						
2024	14	Monggar ERRH	ICU	0	2					
2024	14	Monggar ERRH	Medical Ward	0	11					
2024	14	Monggar ERRH	Pediatric Ward	0	10					
2024	14	Paro Hospital	General Ward	0	25					
2024	14	Phuentsholing Hospital	Medical Ward	6	25					
2024	14	Punakha Hospital	General Ward	4	43					
2024	14	Samdrup Jongkhar Hospital	General Ward	4	7					
2024	14	Samtse Hospital	General Ward	0	14					
2024	14	Trashigang Hospital	General Ward	2	25					
2024	14	Trongsa Hospital	General Ward	4	11					
2024	14	Tsirang Hospital	General Ward	4	20					
		Total		33	287					

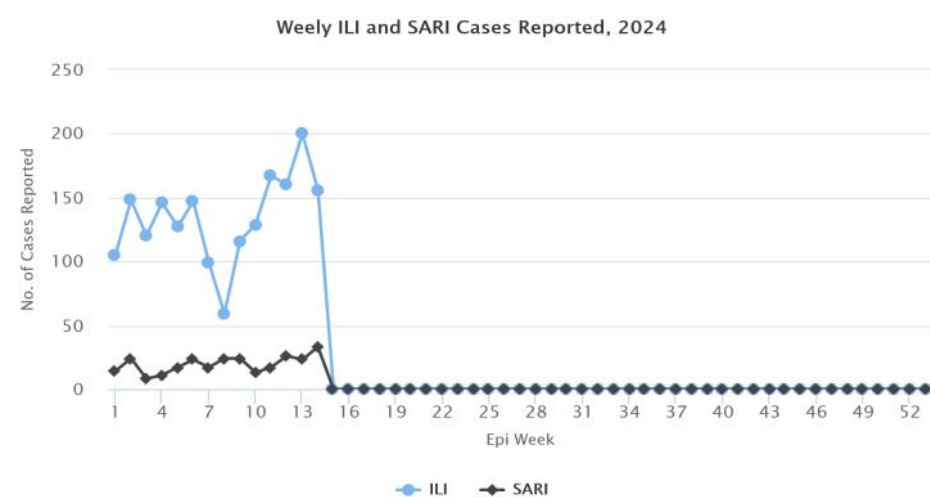


Figure 5: Weekly trend of ILI and SARI cases reported by Sentinel Hospitals