

Weekly Report of COVID-19 Integrated ILI and SARI Surveillance

Royal Centre for Disease Control
Ministry of Health

Wangchutaba, Serbithang, Thimphu, Bhutan.

Post Box No. 667, Tele: +975-02-350577/78

Website: www.rcdc.gov.bt, Email: rcdc@health.gov.bt

Weekly COVID-19 Integrated Flu Surveillance Report for week 15 (Apr 8–14, 2024)

- A total of 99 ILI and SARI specimens were received and detected 15.2% (15) influenza and 1.0% (1) COVID-19 positive by Multiplex PCR (SC2). The Influenza and COVID-19 positivity decreased by 2.9% and 3.5% respectively compared to the previous week (Figure 1).
- The affected age group for Influenza was 5–14 years (66.7%) and for COVID-19 was 30–64 years age group (100%) (Figure 2).
- Except Samdrup Jongkhar Hospital for SARI, all sentinel hospitals have reported for the week (Figure 5, Table 3).

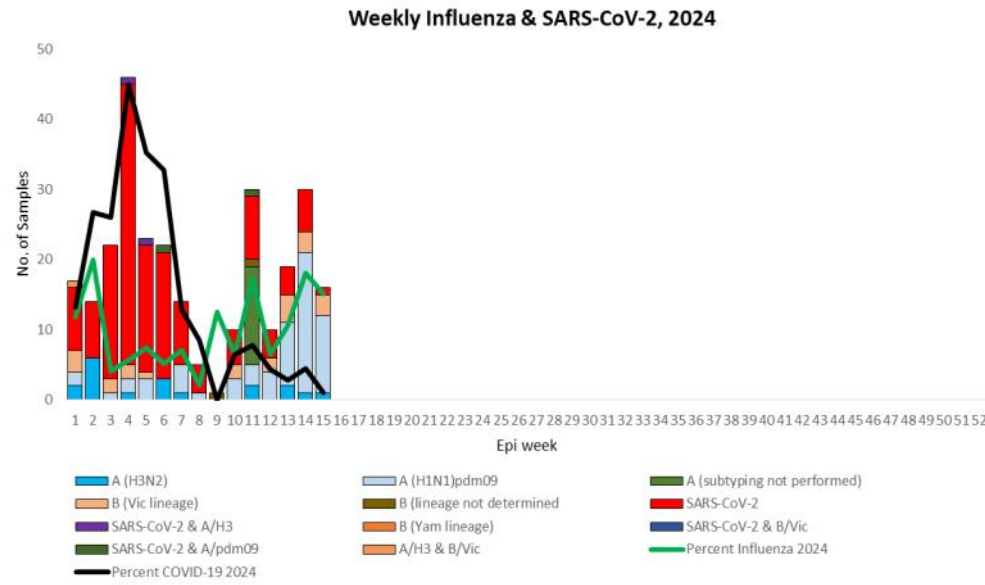


Figure 1: Weekly Influenza subtypes and SARS-CoV-2 through ILI and SARI Sentinel Surveillance

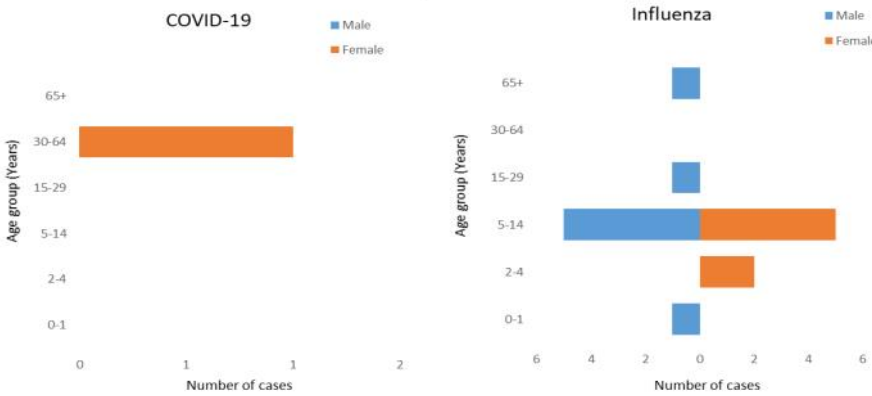


Figure 2: Influenza & SARS-CoV-2 positives by age group and gender

Table 1: Acute respiratory infection (ARI) outbreak reported in week 15

Sl. No.	District	Date	ARI Outbreak	Location	ARI Cases	Status
1	Bumthang	2024-04-09	Influenza-like illness	Bumthang community	45	Ongoing

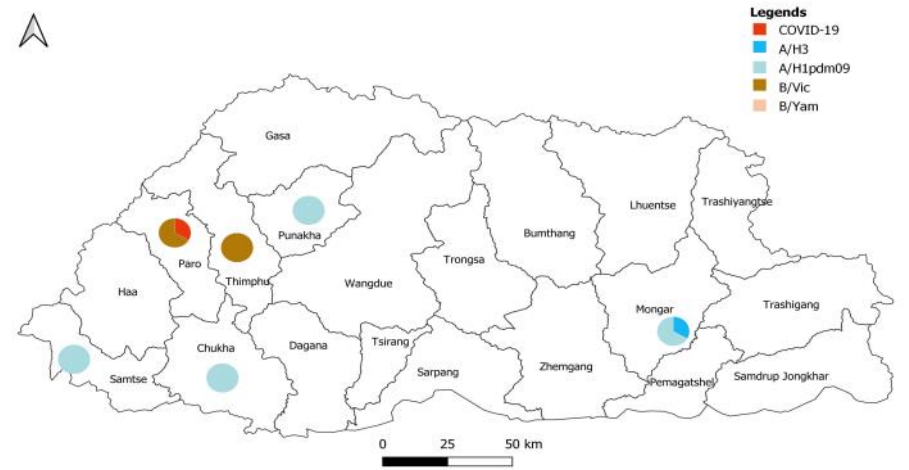


Figure 3: Influenza subtype & SARS-CoV-2 positive percent by District

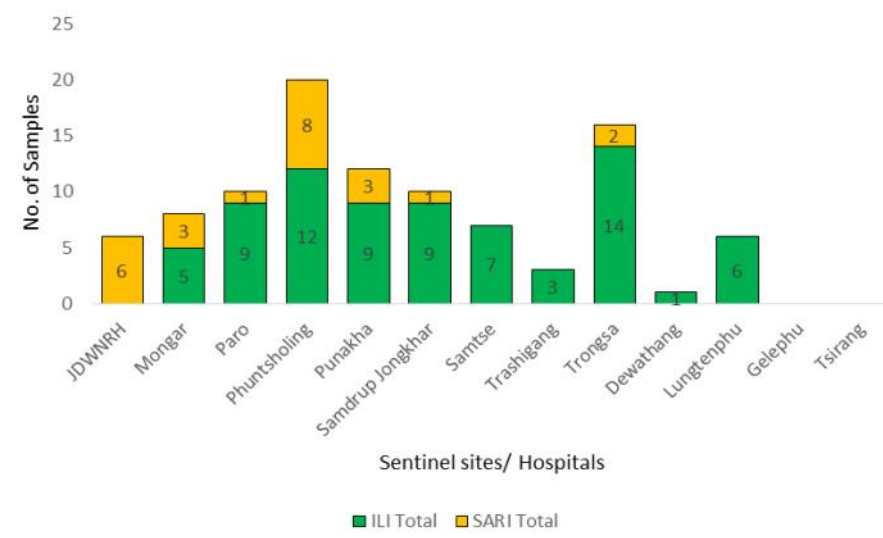


Figure 4: ILI and SARI Specimens status for Testing week 15, 2024

Table 2: Influenza subtypes and SARS-CoV-2 in Testing week 15, 2024

Sentinel Sites/ Hospital	ILI				ILI Total	SARI				Grand Total	
	A/H3	A/pdm09	B/VIC	Neg		A/pdm09	B/VIC	CoV-2	Neg		
JDWNRH											
Mongar	1	1		3	5	1	1		5	6	6
Paro			2	7	9			1		1	10
Phuntsholing		1		11	12				8	8	20
Punakha		6		3	9	1			2	3	12
Samdrup Jongkhar				9	9				1	1	10
Samtse		1		6	7						7
Trashigang				3	3						3
Trongsa				14	14				2	2	16
Dewathang				1	1						1
Lungtenphu				6	6						6
Gelephu											
Tsirang											
Grand Total	1	9	2	63	75	2	1	1	20	24	99

Table 3: ILI and SARI cases reporting status for week 15, 2024

Year	Week	Site	Department	SARI	IPD	Year	Week	Site	ILI	OPD
2024	15	Gelephu CRRH	Pediatric Ward	4	11	2024	15	Paro Hospital	12	3005
2024	15	Gelephu CRRH	ICU	0	3	2024	15	Punakha Hospital	105	1675
2024	15	Gelephu CRRH	Medical Ward	3	12	2024	15	Samdrup Jongkhar Hospital	46	626
2024	15	JDWNRH	Pediatric Ward	5	41	2024	15	Samtse Hospital	16	1911
2024	15	JDWNRH	Medical Extension Ward	Not Reported		2024	15	Trashigang Hospital	14	832
2024	15	JDWNRH	Pediatric ICU	1	3	2024	15	Trongsa Hospital	32	484
2024	15	JDWNRH	Cabin	Not Reported		2024	15	Tsirang Hospital	15	1030
2024	15	JDWNRH	Medical Ward	Not Reported				Total	240	9563
2024	15	JDWNRH	ICU	0	10					
2024	15	JDWNRH	Emergency	Not Reported						
2024	15	Monggar ERRH	ICU	1	4					
2024	15	Monggar ERRH	Medical Ward	3	8					
2024	15	Monggar ERRH	Pediatric Ward	1	5					
2024	15	Paro Hospital	General Ward	0	32					
2024	15	Phuntsholing Hospital	Medical Ward	4	28					
2024	15	Punakha Hospital	General Ward	0	14					
2024	15	Samdrup Jongkhar Hospital	General Ward	Not Reported						
2024	15	Samtse Hospital	General Ward	0	13					
2024	15	Trashigang Hospital	General Ward	0	33					
2024	15	Trongsa Hospital	General Ward	1	5					
2024	15	Tsirang Hospital	General Ward	1	19					
		Total		24	241					

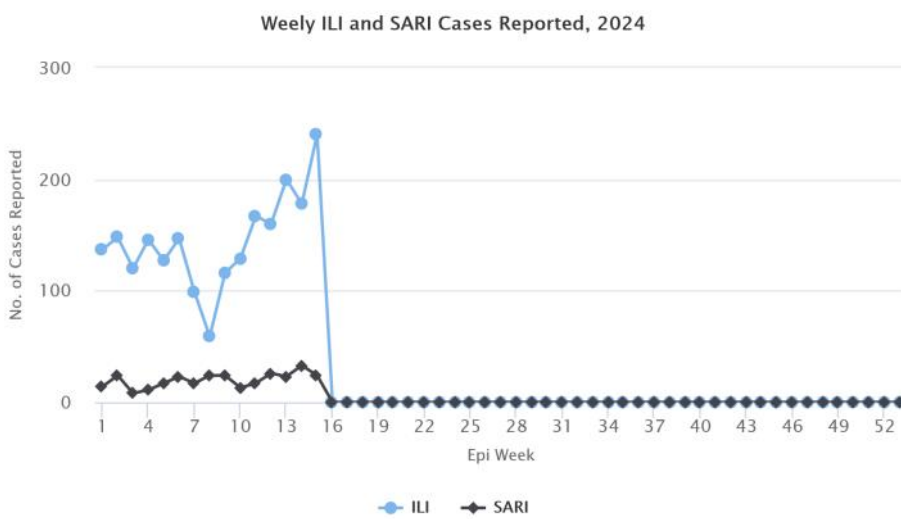


Figure 5: Weekly trend of ILI and SARI cases reported by Sentinel Hospitals