

Weekly Report of COVID-19 Integrated ILI and SARI Surveillance

Royal Centre for Disease Control
Ministry of Health

Wangchutaba, Serbithang, Thimphu, Bhutan.

Post Box No. 667, Tele: +975-02-350577/78

Website: www.rcdc.gov.bt, Email: rcdc@health.gov.bt

Weekly COVID-19 Integrated Flu Surveillance Report for week 16 (Apr 15–21, 2024)

- A total of 102 ILI and SARI specimens were received and detected 16.7% (11) influenza positive and zero COVID-19 by Multiplex PCR (SC2). The Influenza positivity increased by 1.5% and COVID-19 decreased by 1.0% respectively compared to the previous week (Figure 1).
- The affected age group for Influenza was 5–14 years (41.2%) and 30–64 years (41.2%) respectively (Figure 2).
- Except for 3 SARI sentinel sites, all sentinel sites have reported for the week (Figure 5, Table 3).

Weekly Influenza & SARS-CoV-2, 2024

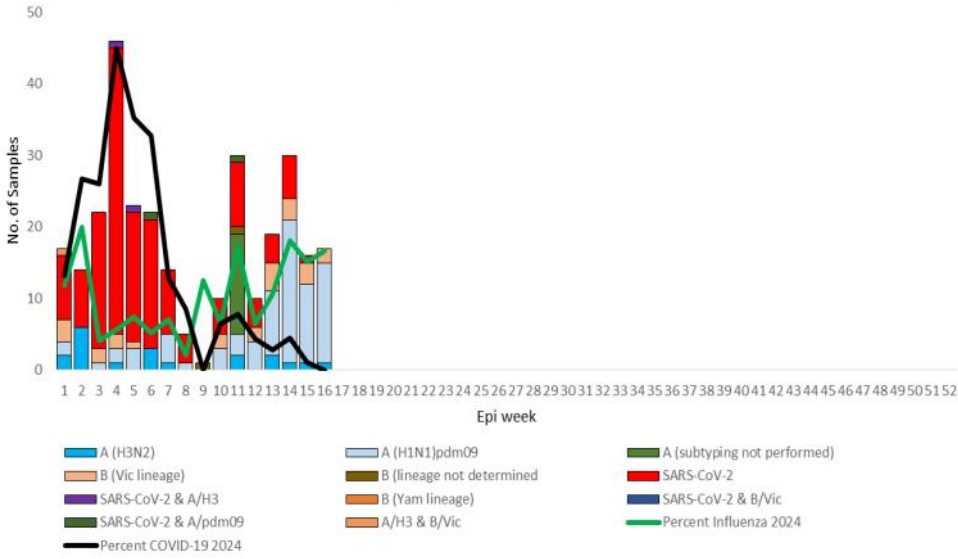


Figure 1: Weekly Influenza subtypes and SARS-CoV-2 through ILI and SARI Sentinel Surveillance

Table 1: Acute respiratory infection (ARI) outbreak reported in week 16

Sl. No.	District	Date	ARI Outbreak	Location	ARI Cases	Status
1	Punakha	2024-04-16	Acute respiratory infection	Under Shegana PHC and LSS	41	Ongoing

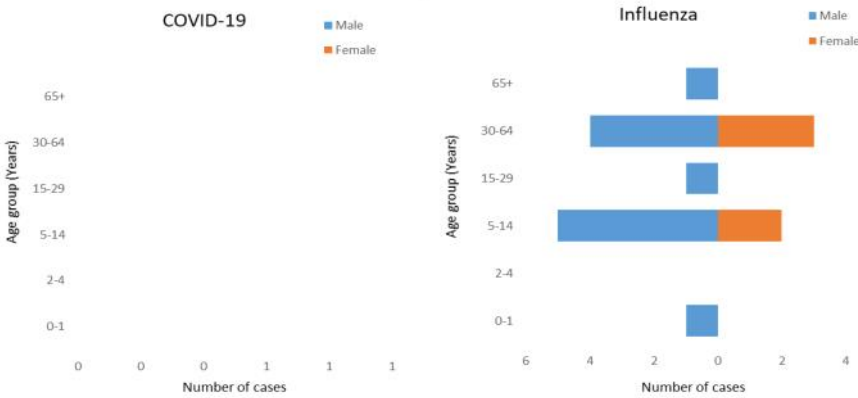


Figure 2: Influenza & SARS-CoV-2 positives by age group and gender

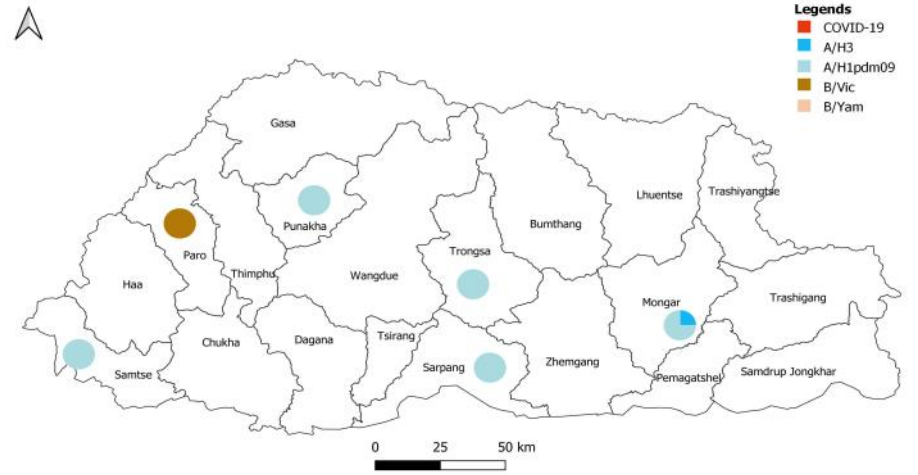


Figure 3: Influenza subtype & SARS-CoV-2 positive percent by District

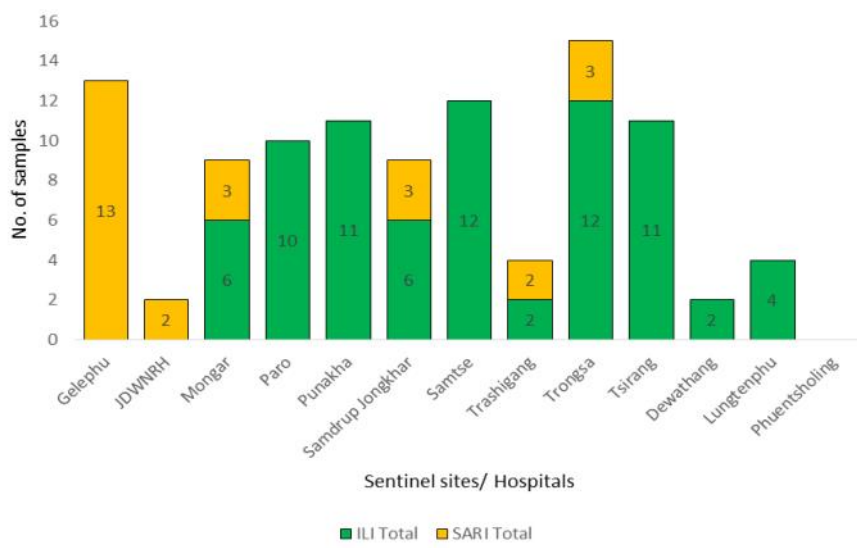


Figure 4: ILI and SARI Specimens status for Testing week 16, 2024

Table 2: Influenza subtypes and SARS-CoV-2 in Testing week 16, 2024

Sentinel sites/ Hospitals	ILI			ILI Total	SARI			SARI Total	Grand Total
	A/pdm09	B/VIC	Neg		A/H3	A/pdm09	Neg		
Gelephu						1	12	13	13
JDWNRH							2	2	2
Mongar	3		3	6	1		2	3	9
Paro		2	8	10					10
Punakha	5		6	11					11
Samdrup Jongkhar			6	6			3	3	9
Samtse	2		10	12					12
Trashigang			2	2			2	2	4
Trongsa	3		9	12			3	3	15
Tsirang			11	11					11
Dewathang			2	2					2
Lungtenphu			4	4					4
Phuentsholing									
Grand Total	13	2	61	76	1	1	24	26	102

Table 3: ILI and SARI cases reporting status for week 16, 2024

Year	Week	Site	Department	SARI	IPD	Year	Week	Site	ILI	OPD
2024	16	Gelephu CRRH	Pediatric Ward	Not Reported		2024	16	Paro Hospital	21	3004
2024	16	Gelephu CRRH	ICU	1	3	2024	16	Punakha Hospital	71	1652
2024	16	Gelephu CRRH	Medical Ward	2	16	2024	16	Samdrup Jongkhar Hospital	46	602
2024	16	JDWNRH	Pediatric Ward	Not Reported		2024	16	Samtse Hospital	16	1467
2024	16	JDWNRH	Medical Extension Ward	Not Reported		2024	16	Trashigang Hospital	9	728
2024	16	JDWNRH	Pediatric ICU	0	3	2024	16	Trongsa Hospital	42	466
2024	16	JDWNRH	Cabin	Not Reported		2024	16	Tsirang Hospital	10	947
2024	16	JDWNRH	Medical Ward	Not Reported				Total	215	8866
2024	16	JDWNRH	ICU	0	10					
2024	16	JDWNRH	Emergency	Not Reported						
2024	16	Monggar ERRH	ICU	0	4					
2024	16	Monggar ERRH	Medical Ward	0	3					
2024	16	Monggar ERRH	Pediatric Ward	1	9					
2024	16	Paro Hospital	General Ward	5	26					
2024	16	Phuentsholing Hospital	Medical Ward	Not Reported						
2024	16	Punakha Hospital	General Ward	0	25					
2024	16	Samdrup Jongkhar Hospital	General Ward	Not Reported						
2024	16	Samtse Hospital	General Ward	0	13					
2024	16	Trashigang Hospital	General Ward	Not Reported						
2024	16	Trongsa Hospital	General Ward	0	3					
2024	16	Tsirang Hospital	General Ward	3	25					
		Total		12	140					

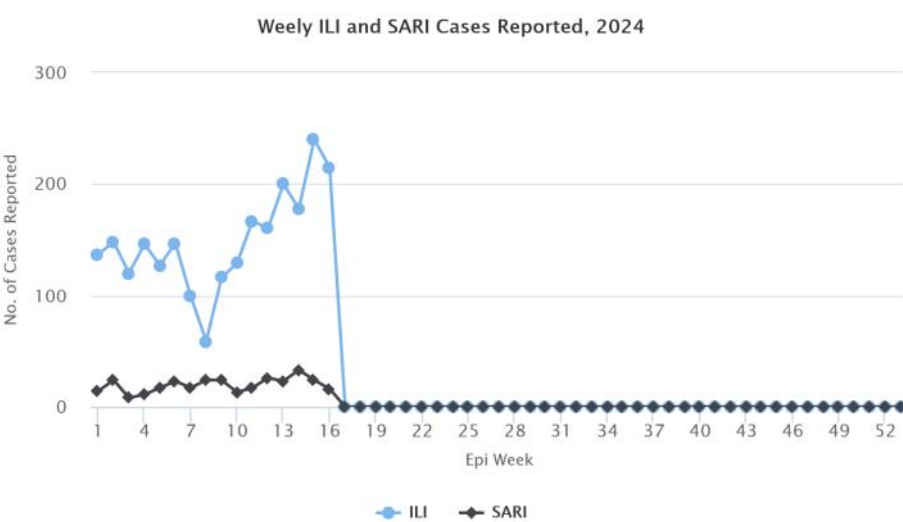


Figure 5: Weekly trend of ILI and SARI cases reported by Sentinel Hospitals