

# Weekly Report of COVID-19 Integrated ILI and SARI Surveillance

## Royal Centre for Disease Control

Ministry of Health

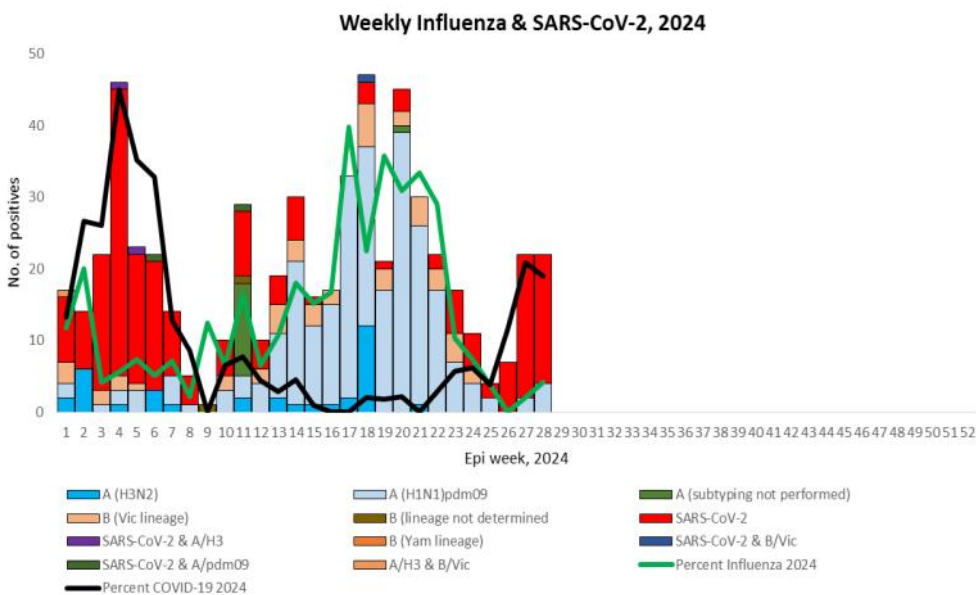
Wangchutaba, Serbithang, Thimphu, Bhutan.

Post Box No. 667, Tele: +975-02-350577/78

Website: www.rcdc.gov.bt, Email: rcdc@health.gov.bt

### Weekly COVID-19 Integrated Flu Surveillance Report for week 28 (Jul 8 – 14, 2024)

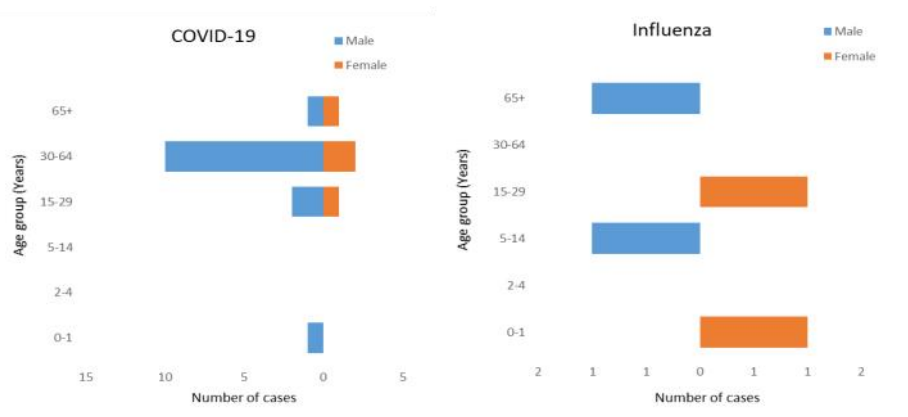
- The influenza positivity was 2.1% same as the previous week, however, COVID-19 positivity decreased by 1.9 % compared to the last week (Figure 1). A total of 95 ILI and SARI specimens were received and detected 2.1% (4) influenza-positive and 18.9% (18) COVID-19 positive by Multiplex PCR (SC2) (Table 2).
- The affected age group for COVID-19 was 30–64 years (66.7%), followed by 15–29 years (16.7%) (Figure 2).
- There was no ARI outbreak reported for the week. Except for Punakha Hospital for ILI, all sentinel Hospitals have reported for the week (Table 3 & Figure 5).



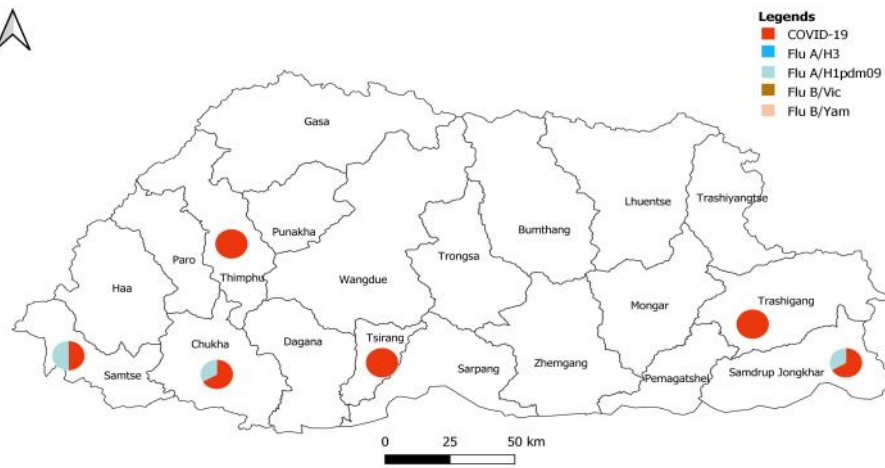
**Table 1:** Acute respiratory infection (ARI) outbreak in week 28

- No ARI Outbreaks reported during the week.

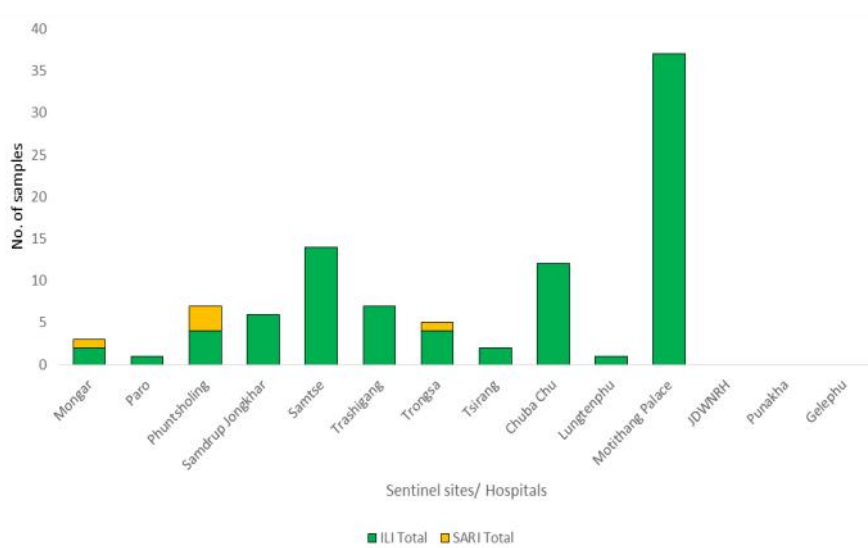
**Figure 1:** Weekly Influenza subtypes and SARS-CoV-2 through ILI and SARI Sentinel Surveillance



**Figure 2:** Influenza & SARS-CoV-2 positives by age group and gender



**Figure 3:** Influenza subtype & SARS-CoV-2 positive percent by District



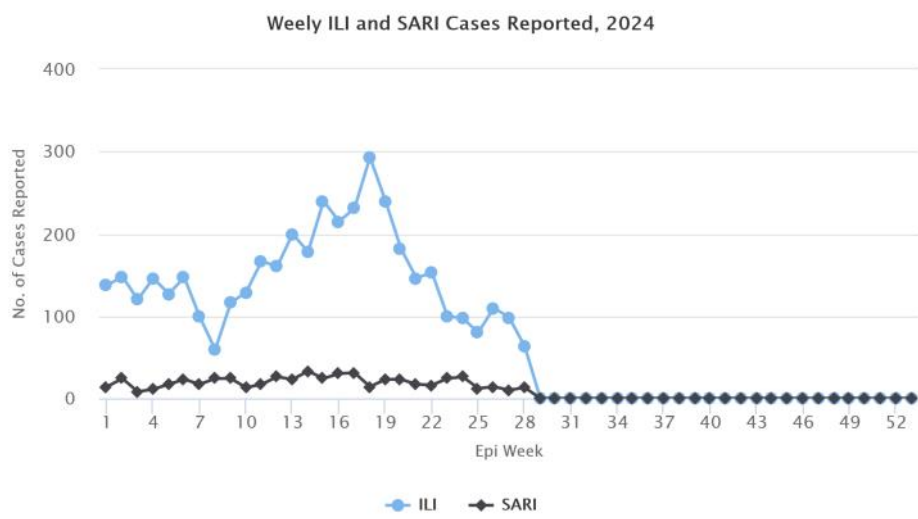
**Figure 4:** ILI and SARI Specimens status for Testing week 28, 2024

**Table 2:** Influenza subtypes and SARS-CoV-2 in Testing week 28, 2024

Sentinel sites/ Hospitals	ILI			SARI			Grand Total
	Flu A/pdm09	SARS-CoV-2	Neg	SARS-CoV-2	Neg	Total	
Monggar			2		1	1	3
Paro			1			1	1
Phuntsholing	1	1	2	1	2	3	7
Samdrup Jongkhar	1	2	3				6
Samtse	2	2	10				14
Trashigang		1	6				7
Trongsa			4		1	1	5
Tsirang		2					2
Chuba Chu		1	11				12
Lungtenphu			1				1
Motithang Palace		8	29				37
JDWNRH							
Punakha							
Gelephu							
<b>Grand Total</b>	<b>4</b>	<b>17</b>	<b>69</b>	<b>1</b>	<b>4</b>	<b>5</b>	<b>95</b>

**Table 3:** ILI and SARI cases reporting status for week 28, 2024

Year	Week	Site	Department	SARI	IPD	Year	Week	Site	ILI	OPD
2024	28	Gelephu CRRH	Pediatric Ward	4	7	2024	28	Paro Hospital	5	3279
2024	28	Gelephu CRRH	ICU	Not Reported		2024	28	Punakha Hospital	Not Reported	
2024	28	Gelephu CRRH	Medical Ward	1	12	2024	28	Samdrup Jongkhar Hospital	15	730
2024	28	JDWNRH	Pediatric Ward	Not Reported		2024	28	Samtse Hospital	3	1801
2024	28	JDWNRH	Medical Extension Ward	Not Reported		2024	28	Trashigang Hospital	11	991
2024	28	JDWNRH	Pediatric ICU	0	4	2024	28	Trongsa Hospital	10	10
2024	28	JDWNRH	Cabin	Not Reported		2024	28	Tsirang Hospital	19	1365
2024	28	JDWNRH	Medical Ward	Not Reported				<b>Total</b>	<b>63</b>	<b>8176</b>
2024	28	JDWNRH	ICU	0	10					
2024	28	JDWNRH	Emergency	Not Reported						
2024	28	Monggar ERRH	ICU	0	0					
2024	28	Monggar ERRH	Medical Ward	Not Reported						
2024	28	Monggar ERRH	Pediatric Ward	0	5					
2024	28	Paro Hospital	General Ward	0	35					
2024	28	Phuntsholing Hospital	Medical Ward	5	27					
2024	28	Punakha Hospital	General Ward	1	25					
2024	28	Samdrup Jongkhar Hospital	General Ward	0	11					
2024	28	Samtse Hospital	General Ward	0	13					
2024	28	Trashigang Hospital	General Ward	0	43					
2024	28	Trongsa Hospital	General Ward	0	7					
2024	28	Tsirang Hospital	General Ward	2	13					
		<b>Total</b>		<b>13</b>	<b>212</b>					



**Figure 5:** Weekly trend of ILI and SARI cases reported by Sentinel Hospitals